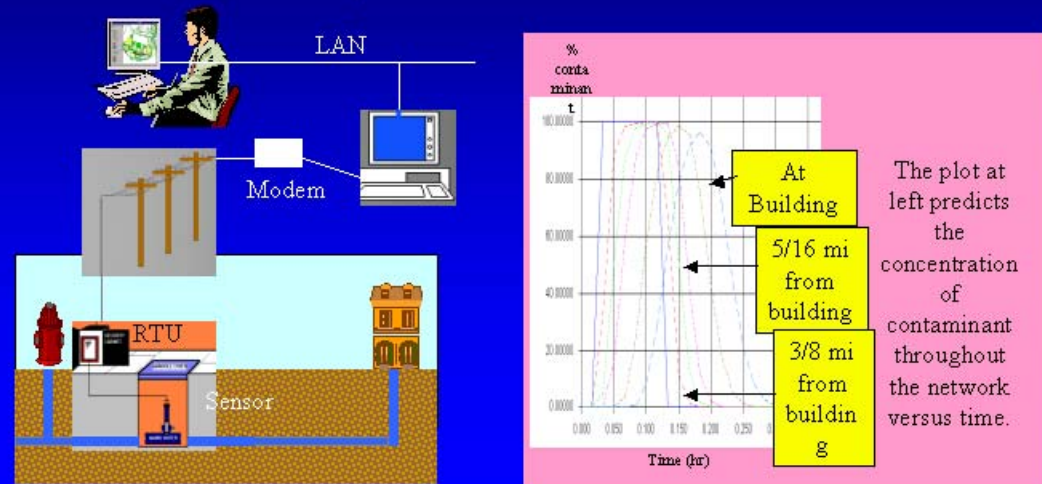


Dynamic Modeling and Simulation Tools for Utility Systems

Dynamic Modeling of Water Distribution Systems including Chem/Bio Detection & Countermeasures

Problem: System-specific response to threats/emergencies (such as chem/bio attack) is often unknown

Solution: Sensor-enabled dynamic models coupled with countermeasures



Sensor-enabled dynamic models will help detect chem/bio contamination and plan protective responses.

Background

The Fort Future force projection module is being developed to optimize, through simulation, the process of preparing and deploying equipment and personnel. Using a graphical user interface (GUI), the module will integrate data input through operational history, strategic planning, and hypothetical tactical scenarios to evaluate existing force projection capabilities and plan future upgrades to meet Objective Force requirements.

Problem

Utility systems are “enablers” for the force projection process. They provide the electricity, water, transportation fuel, heating, cooling, compressed air, and communications required for the various steps of force projection. To sustain a successful campaign,

deployed soldiers must arrive “combat-ready” with all necessary supplies, power, water, and fuel. Attack or sabotage can potentially delay time-critical missions and pose threat to health and life. Manpower and budget reductions have adversely impacted the ability to address threat issues. The appropriate response to emergencies/threats is often a “best guess.”

In addition, the existing utility infrastructure may not be adequate to mobilize and deploy future AC and RC. Each installation is unique in terms of physical location, characteristics, condition of facilities, and mission. All of these factors impact the capability of a utility network to support force projection.

Unfortunately, due to the nature of utility systems, no “one-size-fits-all” solution exists. Thus, a dynamic modeling and assessment tool is necessary.

Reliable Utility Systems Enable Key Installation Functions

— Force Projection —



Troops are scheduled for rapid deployment. Can the Utility Systems (Fuel, Power, Water) at the airfield support the extra demand we are expecting?

Modeling and simulation tools can aid in utility contaminant prevention, detection, and mitigation.



US Army Corps of Engineers

Engineer Research and Development Center

Contact

U.S. Army Engineer Research and Development Center

Vincent F. Hock, Project Leader

Phone: (217) 352-6511, x6753

FAX: (217) 373-6732

E-mail: Vincent.F.Hock@erdc.usace.army.mil

Vicki VanBlaricum, Principal Investigator

Water, Fuel, and Gas Utilities

Phone: (217) 352-6511, x6771

FAX: (217) 352-6732

E-mail: Vicki.L.Vanblaricum@erdc.usace.army.mil

William Taylor, Principal Investigator

Electrical Utilities

Phone: (217) 352-6511, x6393

FAX: (217) 373-6740

E-mail: William.R.Taylor@erdc.usace.army.mil

REPORT DOCUMENTATION PAGE

Form Approved OMB No.
0704-0188

Public reporting burden for this collection of information is estimated to average 1 hour per response, including the time for reviewing instructions, searching existing data sources, gathering and maintaining the data needed, and completing and reviewing this collection of information. Send comments regarding this burden estimate or any other aspect of this collection of information, including suggestions for reducing this burden to Department of Defense, Washington Headquarters Services, Directorate for Information Operations and Reports (0704-0188), 1215 Jefferson Davis Highway, Suite 1204, Arlington, VA 22202-4302. Respondents should be aware that notwithstanding any other provision of law, no person shall be subject to any penalty for failing to comply with a collection of information if it does not display a currently valid OMB control number. PLEASE DO NOT RETURN YOUR FORM TO THE ABOVE ADDRESS.

1. REPORT DATE (DD-MM-YYYY) 01-10-2002	2. REPORT TYPE Technical	3. DATES COVERED (FROM - TO) 06-06-2002 to 01-10-2002
---	-----------------------------	--

4. TITLE AND SUBTITLE Dynamic Modeling and Simulation Tools for Utility Systems Unclassified	5a. CONTRACT NUMBER
	5b. GRANT NUMBER
	5c. PROGRAM ELEMENT NUMBER

6. AUTHOR(S) Hock, Vincent F ; Author VanBlaricum, Vicki J ; Author Taylor, William R ; Author Wolfe, William J ; Editor	5d. PROJECT NUMBER
	5e. TASK NUMBER
	5f. WORK UNIT NUMBER

7. PERFORMING ORGANIZATION NAME AND ADDRESS Engineer Research and Development Center (ERDC) Construction Engineering Research Laboratory (CERL) PO Box 9005 Champaign, IL61826-9005	8. PERFORMING ORGANIZATION REPORT NUMBER ERDC/CERL TN-02-3
---	---

9. SPONSORING/MONITORING AGENCY NAME AND ADDRESS Headquarters, U.S. Army Corps of Engineers (HQUSACE) 441 G St., NW. Washington, DC20314-1000	10. SPONSOR/MONITOR'S ACRONYM(S)
	11. SPONSOR/MONITOR'S REPORT NUMBER(S)

12. DISTRIBUTION/AVAILABILITY STATEMENT
APUBLIC RELEASE

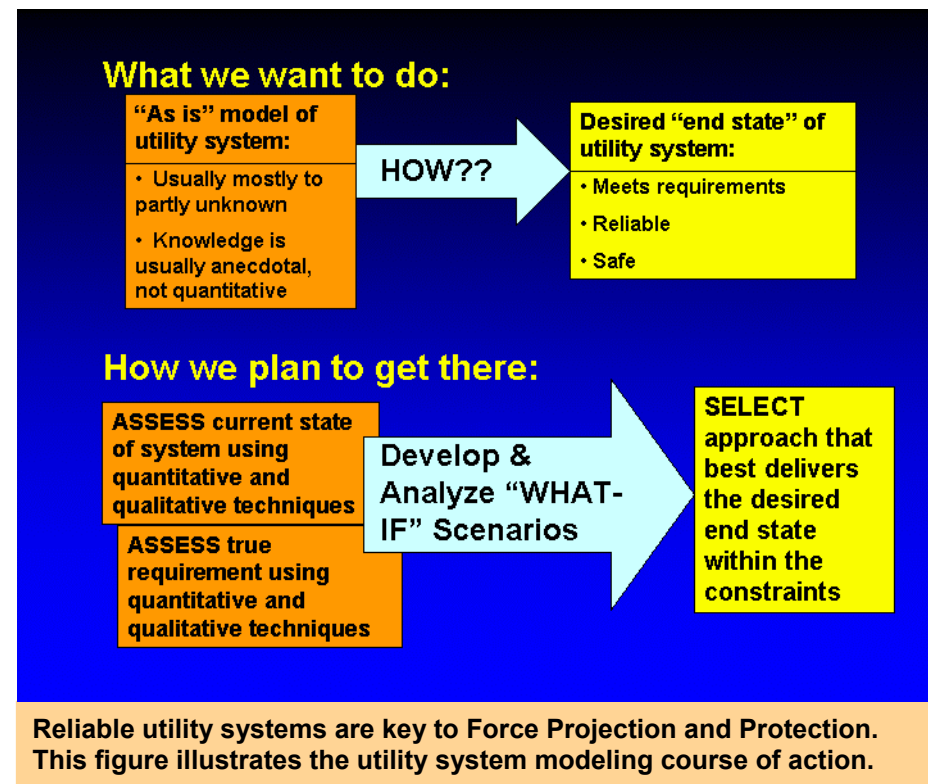
13. SUPPLEMENTARY NOTES
Copies are available from the National Technical Information Service, 5285 Port Royal Road, Springfield, VA 22161.

14. ABSTRACT
Utility systems are ?enablers? for the force projection process. They provide the electricity, water, transportation fuel, heating, cooling, compressed air, and communications required for the various steps of force projection. To sustain a successful campaign, deployed soldiers must arrive ?combat-ready? with all necessary supplies, power, water, and fuel. The existing utility infrastructure may not be adequate to mobilize and deploy future AC and RC. This work will develop methods, simulation tools, and models to enable installation and military planners to plan, assess, optimize, and monitor the ability of utility systems to support Army force projection. Users will be able to conduct utility system simulations using real-time data, as well as historical, generic, or hypothetical scenarios. The utility module will interface as a component of the large-scale Fort Future Force Projection package.

15. SUBJECT TERMS
decision support tools; Fort Future; facility management; installation planning; integrated software; simulation modeling; utility systems

16. SECURITY CLASSIFICATION OF:	17. LIMITATION OF ABSTRACT Same as Report (SAR)	18. NUMBER OF PAGES 4	19. NAME OF RESPONSIBLE PERSON Wolfe, William William.J.Wolfe@erdc.usace.army.mil
---------------------------------	--	--------------------------	---

a. REPORT Unclassified	b. ABSTRACT Unclassified	c. THIS PAGE Unclassified	19b. TELEPHONE NUMBER International Area Code Area Code Telephone Number 217352-6511 DSN -
---------------------------	-----------------------------	------------------------------	---



Approach

This work will develop methods, simulation tools, and models to enable installation and military planners to plan, assess, optimize, and monitor the ability of utility systems to support Army force projection. The user will be able to conduct utility system simulations using real-time data, as well as historical, generic, or hypothetical scenarios. The utility module will interface as a component of the large-scale Fort Future Force Projection package. For water utilities, the approach includes:

- Pilot testing water dynamic system models for normal operations
- Developing methods to assess system vulnerability
- Identifying requirements for CBR contaminant scenarios, through sensor enabled dynamic modeling of changing water chemistry
- Analyzing potential system operation modifications, prevention measures, and mitigation techniques based on real-time modeling data
- Predicting the water system’s response to different contaminant scenarios.
- Modify software to incorporate the above.

For fuel systems, the approach includes:

- Adapting a water system model to represent the hydraulic differences of fuels (viscosity, specific gravity, additional equipment etc.)
- Customizing a modeling tool to analyze military-specific scenarios (conventional operation, mobilization, contamination, blast/fire)
- Predicting future conditions, including effects on capacity and risk of failure
- Incorporating real-time sensing and control.

For electrical systems, the approach includes:

- Reviewing commercial off-the-shelf software
- Develop requirements including: power flow assessment, cost analysis, reliability assessment, service restoration analysis, and Distributed Generation (DG) management.
- Develop “what if” scenarios such as: failure of specific equipment or part of the system, adding/modifying a facility, destructive event, and changing facility activity/load level
- Develop/modify software to incorporate the above.

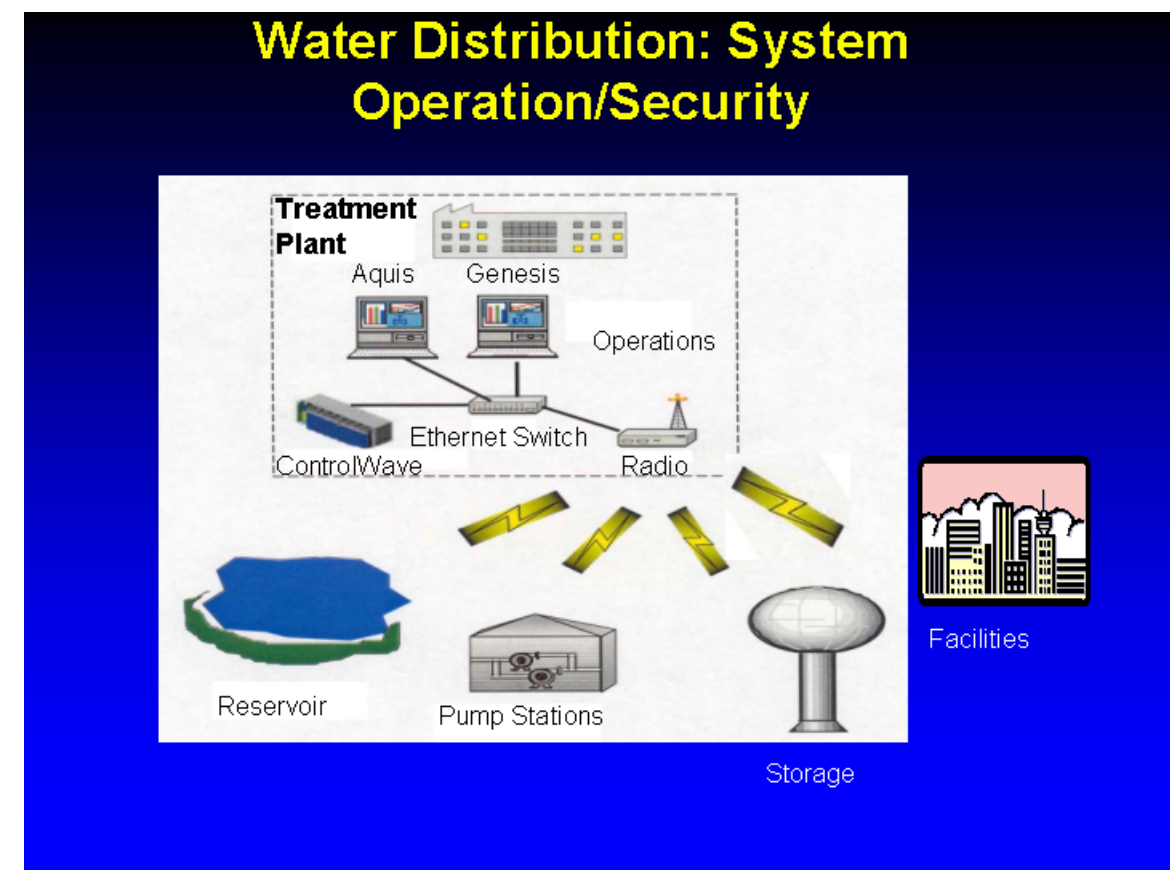
Tools

System control and data analysis tools are needed in operations and management for process monitoring and automation. A communication network within a water distribution system would consist of workstations located in a control room, which would allow users to view the entire process and perform control actions. Within a facility, process controllers supervise unit processes, such as treatment and filter operation. A local area network (LAN), such as Ethernet, links controllers to the workstations. Remote terminal units (RTU) are used in remote sites, such as reservoirs, pump stations, storage tanks, and facilities (shown below). Modeling and simulation tools can be useful in a distribution system as a whole to ensure system threat prevention, detection, and elimination.

Benefits

Dynamic modeling and simulation tools will enable users to:

- Dynamically model complex/changing utility system processes
- Make decisions based on real time data
- Access powerful analytical and graphical tools to readily convey information and results
- Design effective emergency response plans
- Update design criteria to support force projection
- Determine chemical/biological detection and countermeasures
- Improve normal operation efficiency.



Modeling and simulation tools can help prevent, detect, and eliminate system threats.