US Army Corps of Engineers





COASTAL ENGINEERING RESEARCH CENTER

MISCELLANEOUS PAPER CERC-88-13

SUPERDUCK MARINE METEOROLOGICAL EXPERIMENT DATA SUMMARY: MEAN VALUES AND TURBULENCE PARAMETERS

by

Sethu Raman, M. J. Kang

Department of Marine, Earth, and Atmospheric Sciences
North Carolina State University
Raleigh, North Carolina 27695-8202

and

Jane M. Smith, Charles E. Long, Jon M. Hubertz

Coastal Engineering Research Center

DEPARTMENT OF THE ARMY
Waterways Experiment Station, Corps of Engineers
PO Box 631, Vicksburg, Mississippi 39181-0631

August 1988
Final Report

Approved For Public Release; Distribution Unlimited

Prepared for DEPARTMENT OF THE ARMY
US Army Corps of Engineers
Washington, DC 20314-1000

Under Civil Works Research Work Unit 31672
Contract No. DACW39-86-K-0014

Destroy this report when no longer needed. Do not return it to the originator.

The findings in this report are not to be construed as an official Department of the Army position unless so designated by other authorized documents.

The contents of this report are not to be used for advertising, publication, or promotional purposes. Citation of trade names does not constitute an official endorsement or approval of the use of such commercial products.

Unclassified
SECURITY CLASSIFICATION OF THIS PAGE

REPORT DOCUMENTATION PAGE

Form Approved
OMB No 0704-0188
Exp. Date Jun 30, 1986

1a. REPORT SECURITY CLASSIFICATION
Unclassified

1b. RESTRICTIVE MARKINGS

2a. SECURITY CLASSIFICATION AUTHORITY

2b. DECLASSIFICATION / DOWNGRADING SCHEDULE

3. DISTRIBUTION / AVAILABILITY OF REPORT
Approved for public release; distribution unlimited.

4. PERFORMING ORGANIZATION REPORT NUMBER(S)
Miscellaneous Paper CERC-88-13

5. MONITORING ORGANIZATION REPORT NUMBER(S)

6a. NAME OF PERFORMING ORGANIZATION
See reverse.

6b. OFFICE SYMBOL (If applicable)

7a. NAME OF MONITORING ORGANIZATION

6c. ADDRESS (City, State, and ZIP Code)
See reverse.

7b. ADDRESS (City, State, and ZIP Code)

8a. NAME OF FUNDING / SPONSORING ORGANIZATION
US Army Corps of Engineers

8b. OFFICE SYMBOL (If applicable)

9. PROCUREMENT INSTRUMENT IDENTIFICATION NUMBER
DACW 39-86-K-0014

8c. ADDRESS (City, State, and ZIP Code)
Washington, DC 20314-1000

10. SOURCE OF FUNDING NUMBERS

PROGRAM ELEMENT NO.	PROJECT NO.	TASK NO.	WORK UNIT ACCESSION NO
			31672

11. TITLE (Include Security Classification)
SUPERDUCK Marine Meteorological Experiment Data Summary: Mean Values and Turbulence Parameters

12. PERSONAL AUTHOR(S)
Raman, Sethu; Kang, M. J.; Smith, Jane M.; Long, Charles E.; Hubertz, Jon M.

13a. TYPE OF REPORT	13b. TIME COVERED	14. DATE OF REPORT (Year, Month, Day)	15. PAGE COUNT
Final report	FROM _____ TO _____	August 1988	108

16. SUPPLEMENTARY NOTATION
Available from National Technical Information Service, 5285 Port Royal Road, Springfield, VA 22161.

17. COSATI CODES		
FIELD	GROUP	SUB-GROUP

18. SUBJECT TERMS (Continue on reverse if necessary and identify by block number)
Field experiment
Meteorological
SUPERDUCK
Wind stress

19. ABSTRACT (Continue on reverse if necessary and identify by block number)

This report summarizes the mean values and turbulence parameters of meteorological measurements made during an experiment at Duck, NC, during Sept-Oct 1986. The measurements were made to calculate wind stress in the nearshore area. Wind stress is a primary forcing function for nearshore waves and currents; therefore, it is an important quantity in coastal engineering. The relationship between wind stress and surface currents, wind fields, wave fields, water depths, and air-sea temperature differences are not well understood. This experiment supplied data which is useful in studying these relationships and improving our capability to predict nearshore waves and currents for coastal engineering applications.

20. DISTRIBUTION / AVAILABILITY OF ABSTRACT
☒ UNCLASSIFIED/UNLIMITED ☐ SAME AS RPT ☐ DTIC USERS

21. ABSTRACT SECURITY CLASSIFICATION
Unclassified

22a. NAME OF RESPONSIBLE INDIVIDUAL

22b TELEPHONE (Include Area Code)

22c. OFFICE SYMBOL

DD FORM 1473, 84 MAR

83 APR edition may be used until exhausted.
All other editions are obsolete.

SECURITY CLASSIFICATION OF THIS PAGE
Unclassified

6a. NAME OF PERFORMING ORGANIZATION (Continued).

Department of Marine, Earth, and Atmospheric Sciences and USAEWES, Coastal Engineering Research Center.

6c. ADDRESS (Continued).

North Carolina State University, Raleigh, NC 27695-8202 and
PO Box 631, Vicksburg, MS 39181-0631.

PREFACE

This report describes the design and implementation of the Marine Meteorological Experiment, conducted during the SUPERDUCK experiment, the purpose of which was to gather necessary data to directly calculate wind stress in the nearshore region. The research herein was authorized and funded by the US Army Corps of Engineers (USACE), under Civil Works Research Work Unit 31672, "Nearshore Waves and Currents," Harbor Entrances and Coastal Channels Program, and under Contract No. DACW 39-86-K-0014. Funds were provided through the US Army Engineer Waterways Experiment Station (WES), Coastal Engineering Research Center (CERC), under the program management of Dr. Charles L. Vincent. Messrs. John L. Lockhart, Jr., John G. Housley, James E. Crews, and Charles W. Hummer were USACE Technical Monitors.

This report was prepared by Dr. Sethu Raman and Mr. M. J. Kang of North Carolina State University (NCSU); Ms. Jane M. Smith, CERC Hydraulic Engineer; and Drs. Charles E. Long and Jon M. Hubertz, CERC Research Oceanographers. Ms. Smith and Drs. Long and Hubertz were under direct supervision of Dr. E. F. Thompson, Chief, Coastal Oceanography Branch, and Mr. H. Lee Butler, Chief, Research Division; and under general supervision of Dr. James R. Houston and Mr. Charles C. Calhoun, Jr. Chief and Assistant Chief, CERC, respectively. Editing was provided by Ms. Shirley A. J. Hanshaw, Information Technology Laboratory, WES.

Execution of the field work described in this report would have been impossible without the enthusiastic and highly professional support of the entire CERC Field Research Facility (FRF) staff, especially Mr. Ron Crowson, SUPERDUCK coordinator. Mr. Brian Templeman of NCSU assisted in the design and execution of the experiment. His knowledge and enthusiasm were crucial for the successful completion of the field phase of this project. Other NCSU graduate students who participated in the experiment were Ms. Suzanne Viessman and Mr. Jei-Fu Wang who provided valuable assistance at various stages. Further recognition goes to Mses. Linda L. Lee and Victoria L. Edwards, Coastal Oceanography Branch, Research Division, for typing this report.

COL Dwayne G. Lee, EN, was Commander and Director of WES, and Dr. Robert W. Whalin was Technical Director of WES during publication of this report.

CONTENTS

	Page
PREFACE	1
PART I: INTRODUCTION	3
Background	3
Objective	4
PART II: EXPERIMENT DESIGN	5
Location	5
Instrumentation	6
Data Quality Control	11
PART III: DATA SUMMARY	12
Mean Values	12
Turbulence Parameters	13
PART IV: SUMMARY	24
REFERENCES	25
APPENDIX A: SUPERDUCK SYNOPTIC SCALE METEOROLOGICAL DATA	A1
APPENDIX B: MEAN VALUE HISTORIES	B1
APPENDIX C: EDDY CORRELATION HISTORIES	C1

SUPERDUCK MARINE METEOROLOGICAL EXPERIMENT DATA SUMMARY
MEAN VALUES AND TURBULENCE PARAMETERS

PART I: INTRODUCTION

Background

1. A field experiment was conducted during September and October of 1986 to study coastal and oceanic processes under a variety of meteorological conditions. The experiment, called SUPERDUCK, was conducted by the US Army Corps of Engineer's Coastal Engineering Research Center (CERC) at the Field Research Facility (FRF) in Duck, North Carolina. The SUPERDUCK experiment was planned in two phases, the first designed for "low energy" events and the second for "high energy" events. The low energy phase of the experiment was conducted in September to study sediment transport, wave mechanics, and current flow during relatively quiescent conditions (times when the wind speed was less than 10 m/sec) representative of pre-storm or "normal" conditions. The second phase of the experiment focused on high energy events, including frontal passages, hurricanes, and high wind conditions. During these events, strong currents develop, large amounts of sediment move, and the three-dimensional beach profile changes quickly. This phase of SUPERDUCK was conducted during October.

2. Several oceanographic and atmospheric variables are important in studying the processes mentioned above. Two major components, waves and currents, affect sediment transport and beach profile change. Currents near the coast are primarily driven by waves, winds, and tides. Tidal currents are astronomically controlled and assumed independent of meteorological conditions. Wind-driven currents are dependent on local meteorological conditions and specifically dependent on the stress imposed by the atmosphere on the sea surface. Wave-driven currents, derived from the transfer of wave momentum to the mean flow, are dependent on local wave conditions. These wave conditions may be local wind sea, swell, or a combination of both. In addition to the time and depth mean currents generated by breaking waves, orbital velocities of individual waves can be important in sediment transport and beach profile change. Regardless of whether the wave is locally generated or propagates to

the nearshore from a storm at sea, the wind is the generating mechanism, specifically through the stress imposed by the atmosphere on the water surface.

Objective

3. Atmospheric variables, therefore, play major roles in wave and current development; consequently, measuring these atmospheric variables with high accuracy is important. Objectives of the SUPERDUCK meteorological experiment were to (a) directly measure wind stress; (b) collect additional atmospheric parameters to relate the wind stress to the drag coefficient used in numerical wave, current, and coastal flooding models; and (c) provide supplemental data for other SUPERDUCK investigations. The purpose of this report is to describe the meteorological instruments and the experiment design used to measure wind stress and other important atmospheric parameters during SUPERDUCK and to present the atmospheric variables measured.

PART II: EXPERIMENT DESIGN

4. The experiment design to study meteorological events consisted of two parts: (a) selecting a location, and (b) selecting instrumentation. Meteorological observations must be representative of the area of study; therefore, designing a system to measure atmospheric variables over the ocean while minimizing the effects of land and other obstructions on the measurements is important. It is good practice to have a fetch over water of at least 50 km, thereby ensuring that the boundary layer (the lower part of the atmosphere where wind stress is important) is equilibrated with the sea surface (Rosenburg 1974). A major problem in designing such a system is placing instrumentation to gain the highest quality data. Since most meteorological instrumentation is mounted on towers, it is important to place the tower to best represent a general experiment site.

Location

5. CERC's FRF has a concrete pier which extends 500 m into the ocean, perpendicular to the shoreline (Figure 1). At the end of the pier is a 15-m, three-pole tower. The base of the tower is 7 m above mean sea level (msl). Information obtained from this tower should be representative of meteorological variables over the ocean for onshore flow. To minimize tower wake effects, a special boom was designed to extend the instrumentation away from the tower by using two pieces of square tube stock, one inserted into the other. Flat brackets on the outside piece were used to mount the boom to the tower. The inside stock slid in and out of the outside stock, enabling the operator to retract the boom to work on the instruments and extend the boom away from the tower for proper exposure of the instruments. The boom was extended 3 m from the tower, thus reducing the tower's effect on the instrumentation. During the experiment, the boom was placed at a height of 10.9 m above the pier deck (18.7 m msl). The boom extended along a horizontal azimuth of 100 deg from true north. The tower was not guyed, so mounting the boom higher on the tower could have contaminated the wind signal due to excessive tower vibrations. Cabling from the instruments ran down the tower and along the side railing of the pier to a trailer located 3 m from the seaward pier end. This trailer was a 2- by 6-m mobile unit which housed the data

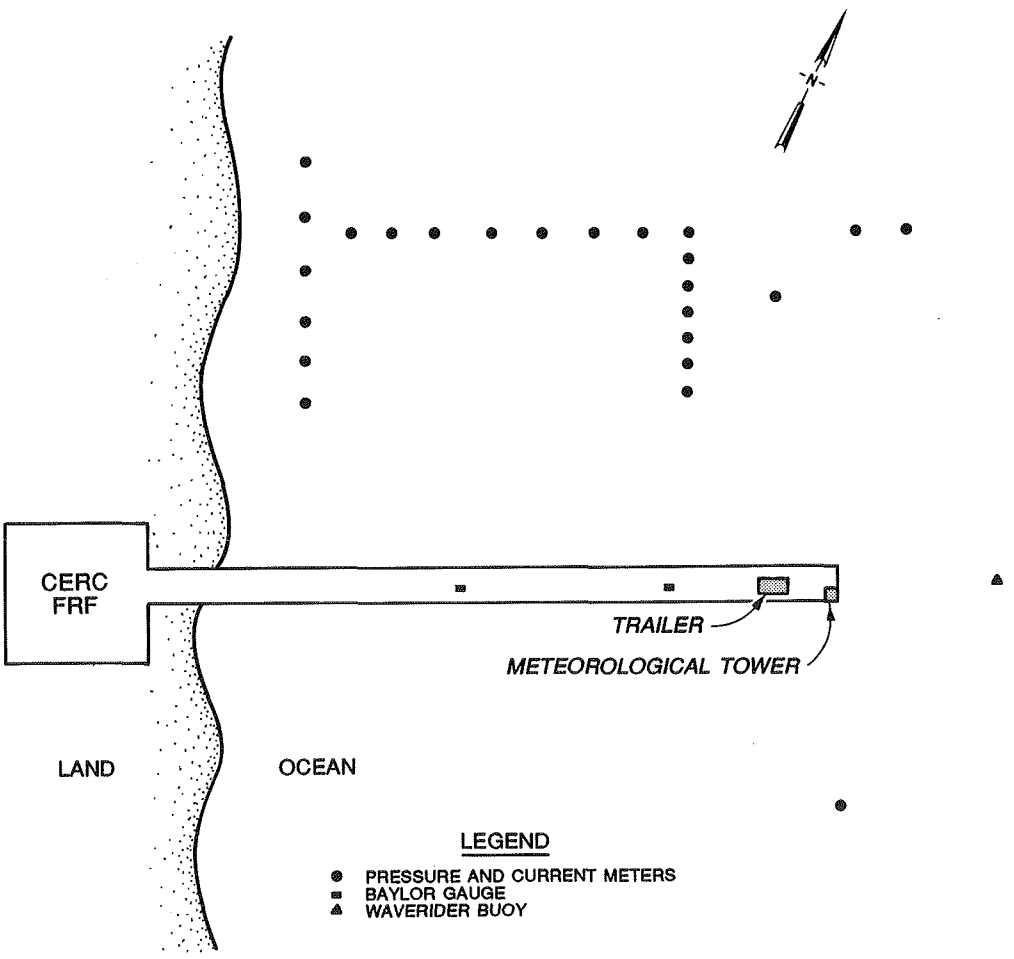

Figure 1. Area map of FRF with locations of instruments used during the SUPERDUCK experiment

logging devices, power supplies, and translators needed to process and store data from the instrumentation.

6. The second part of the experiment design was to determine which meteorological variables to observe and what type of instruments to use to record them. The variables of interest are vertical fluxes of momentum, heat, and humidity; wind speed; wind direction; and air and sea temperatures.

Instrumentation

7. The sensors needed to measure these variables are of two types, fast and slow response. Instruments that have a sampling rate of at least 10 Hz are fast response. This high speed sampling rate is required to accurately measure the variables needed for eddy correlation estimates of fluxes in this experiment (McBean 1972). The quantities needed to calculate the momentum,

heat, and moisture fluxes are the variables u' , v' , w' , q' , and T' , where u , v , w are the onshore, alongshore, and vertical components of wind speed, q is specific humidity, T is temperature, and an apostrophe denotes that the values are fluctuations about temporal mean values. All fast response instruments were sampled at 10 Hz. The slow response instruments were used to sample mean atmospheric properties and were sampled at 5 Hz. A right-handed coordinate system was used for directional measurements with the x-axis oriented with an azimuth of 60 deg from north, the y-axis oriented with an azimuth of 330 deg from north, and the z-axis positive upward. The local shoreline is approximately oriented with an azimuth of 340 deg from north. Therefore, a positive u is approximately offshore, and a positive v is approximately alongshore to the north.

Fast response instruments

8. The fast response instruments were required to respond quickly to changes in meteorological parameters and to measure these changes accurately. The calibration of these instruments is typically very sensitive to environmental conditions. During deployment, mean measurements from some instruments tend to drift, due to changes in temperature and humidity, but the fluctuation measurements are still accurate. In the SUPERDUCK experiment, all the fast response instruments were mounted on the boom at an elevation of 18.7 m msl and within a sampling volume of about 1.0 m diameter. The sensors were then in sufficient proximity to each other that meaningful correlations could be computed.

9. To measure the three components of wind, a Gill uvw anemometer was chosen. The Gill anemometer has three polystyrene impellors; each is molded to form a helicoid. These impellors are mounted on arms which are mutually orthogonal. Each impellor drives a miniature d-c generator which outputs an analog voltage proportional to the wind speed component. Along each axis the Gill has a threshold of 0.1 m/sec, a distance constant of 0.8 m, and a maximum sampling frequency of 100 Hz.

10. To provide a redundant measure of vertical velocity w , a Campbell CA27T sonic anemometer was used. It can be sampled at frequencies greater than 20 Hz. The sonic anemometer has two vertically mounted, axially opposed, sonic transducers separated by 10 cm. Although this is a highly sophisticated device, the theory behind it is quite simple. An acoustic pulse is transmitted from one transducer, travels through the air, and enters the opposite

transducer. The time it takes this signal to travel the 10-cm path depends on the wind velocity and density fluctuations within the path. If a component of the wind speed is traveling the same direction as the acoustic signal, then the signal will arrive in less time than in a no-flow condition (about 0.0003 sec). Conversely, if a component of the wind is opposite the signal direction, it will take longer for the signal to travel the 10-cm path. When the signal is sensed on the receiving sensor, another signal is transmitted in the opposite direction. When this signal is sensed at the first transducer, the timing deviation between the two signals is analyzed, and a voltage signal is generated which is proportional to the wind speed component. The sonic anemometer is also equipped with a fine wire thermocouple used to measure temperature fluctuations. The temperature sensor, which is located half the distance between the two transducers and just off center, did not work during the experiment.

11. An Atmospheric Instrumentation Research (A.I.R.) FT-1A fast response temperature probe was used to measure temperature. This probe is a platinum resistance thermometer. A thin platinum wire is exposed to the air, and its resistance changes with a change in temperature. Through comparison to a reference resistance, a temperature can be calculated. This type of device can be sampled up to 25 Hz.

12. A Campbell KH-20 krypton hygrometer was used to measure humidity. Humidity is one of the most difficult meteorological variables to measure. Only in recent years has technology made it possible to accurately measure its fluctuations. The krypton hygrometer is a recent development, evolving from the technology of the Lyman alpha class of humidity sensors. The krypton hygrometer emits a signal from a krypton light source across a 0.88-cm path. Moisture absorbs light at this wavelength, so the signal is attenuated as it crosses the path. The degree of attenuation of this signal is proportional to humidity. Since this type of sensor has a continuous analog output, it may be sampled at rates up to 1,000 Hz. This was the first deployment of this prototype gage. The measurements were poor, so the results are not presented.

13. A Weathermeasure model 5120-B humidity probe was used to measure relative humidity. The sensor produces a change in capacitance in response to a change in relative humidity.

Slow response instruments

14. An array of slow response instruments was used to obtain mean values of air and sea temperatures, wind speed, wind direction, and humidity. Relative humidity (RH) was measured with a Campbell model 207 probe. This probe consists of a capacitance RH sensor and a thermistor temperature sensor. The two sensors are housed in a radiation shield. The temperature sensor did not work during the experiment. The Campbell 207 was mounted on the boom at an elevation of 18.7 m msl. Sea surface temperature was measured using a Yellow Springs Instruments (YSI) model 705 temperature probe. This probe was placed one meter below msl at the end of the pier. Air temperature was measured with a YSI model 705 temperature probe mounted on the boom at an elevation of 17.8 m msl. Mean wind speed and direction (relative to north) were measured using an R. M. Young model 05103 impellor-vane wind monitor. The R. M. Young has a threshold of 0.7 m/sec and a distance constant of 3.3 m. It was on the tower at 22 m above msl. The mean wind speed was also measured at an elevation of 13.7 m msl with a Met-One model 010B cup anemometer. The Met-One has a threshold of 0.6 m/sec and a distance constant of 1.5 m. Lastly, the vertical wind velocity was measured at 22 m msl with a single-axis Gill impellor anemometer during October.

Data collection

15. The signals generated by the instruments traveled through shielded cables which ran down the tower, along the pier, and into the trailer where they were wired into data loggers (Figure 2). The instruments were calibrated with the cables that were used in the field because cables longer than 15 m produce a resistance which attenuates the data signal. Long cable lengths can alter the value of the signal as much as 20-30 percent.

16. Two Campbell 21x data loggers were used to process and record the signals from the instruments. The 21x is a microprocessor-controlled signal sampling device. It can sample up to 16 separate signals simultaneously and perform various statistical analyses on these signals. The data logger can sample at up to 80 Hz and store up to 8 Kb of data internally. During SUPERDUCK, batteries were used to power the two 21x's to provide uninterrupted power.

17. One data logger was used for sampling the fast response instruments and the other for sampling the slow response instruments. The 21x used to sample the fast response instruments was programmed to sample at 10 Hz and

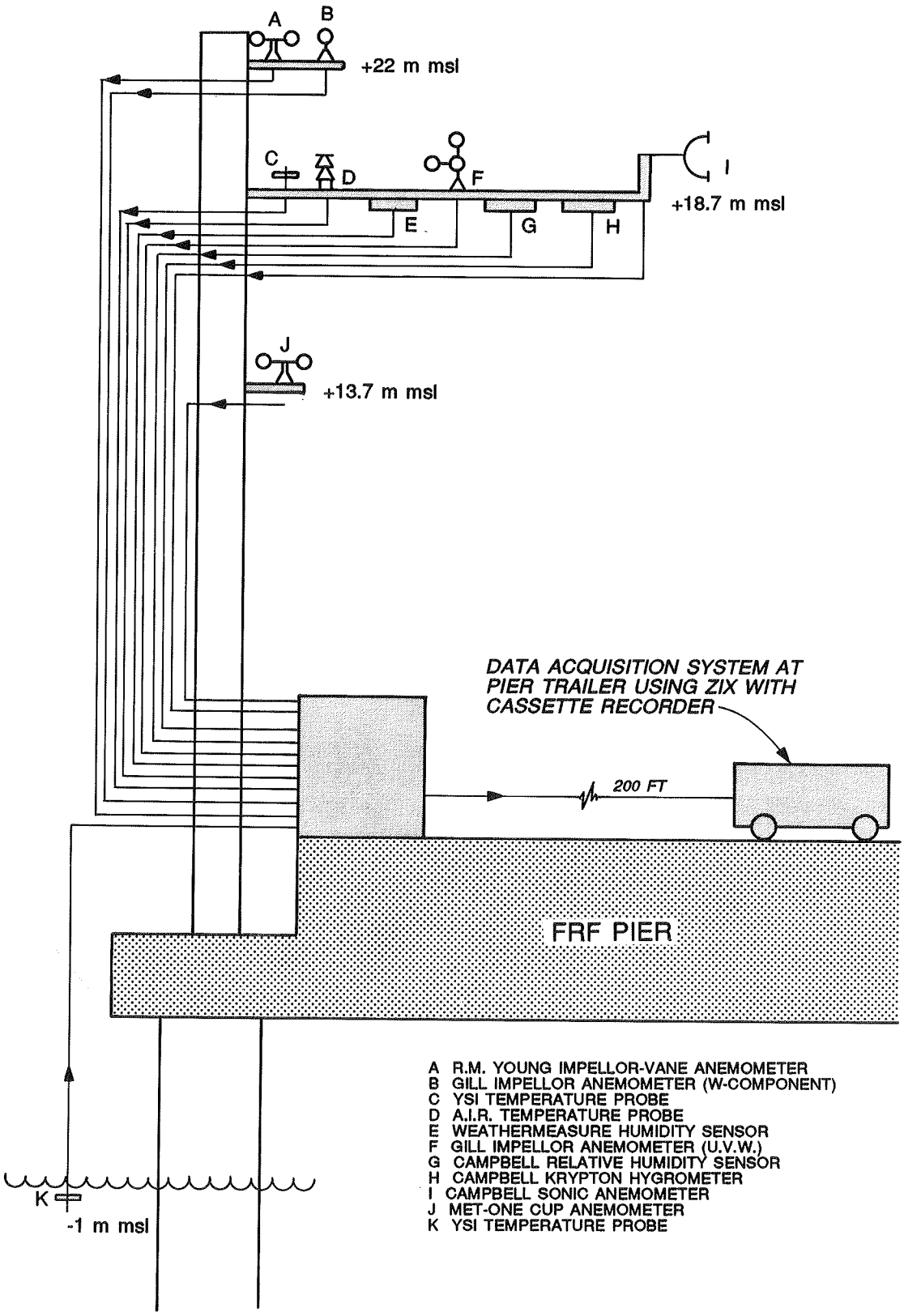

Figure 2. Layout of boom, instruments, cables, and trailer at end of FRF

calculate hourly means, standard deviations, and the eddy correlations $\overline{u'w'}$, $\overline{v'w'}$, $\overline{w'q'}$, and $\overline{w'T'}$ (where the overbar represents the time mean of the product) for both Gill w and Sonic w sensors. It was also programmed to sample and store unprocessed data at a rate of 10 Hz for 30 min at the option of the operator (usually once per day). This information was used for detailed analysis of the data, to aid in data quality control, and for backup. The slow response instruments were connected to the other 21x and sampled at a rate of 5 Hz. This data logger was programmed to calculate hourly averages and standard deviations. In both cases cassette recorders were used to store the processed data.

Data Quality Control

18. Quality control was an important part of the meteorological experiment. Strict guidelines were set up to ensure that data were of high quality and to detect instrument failure within 6 hours after malfunction. Every 6 hours surface observations were taken by NCSU scientists. These observations included sea surface temperature measured with a bucket gauge, air temperature and relative humidity measured with a motorized psychrometer, and weather conditions (which included sky cover and precipitation type, if any). Also, instantaneous values from all the instruments were recorded and checked to ensure proper instrument function.

19. As previously mentioned, the data loggers stored data on cassette tapes. These tapes were changed every 3 days to ensure that no more than 3 days of data could be lost. To further check the data, these tapes were read by an IBM PC and transferred, via modem, to the NCSU VAX 11/750 computer. There, time-histories were plotted for each variable to detect any failures or suspicious trends that might have been previously undetected.

20. At the end of SUPERDUCK, the instruments were recalibrated. Using these calibration coefficients, time-histories were plotted and checked for inconsistencies. These plots, along with the surface observations, were used to classify the data by meteorological events.

PART III: DATA SUMMARY

21. The meteorological data collected at SUPERDUCK provide the necessary parameters to directly calculate wind stress and to relate the wind stress to the drag coefficient. Numerical models that use wind stress to force waves or currents generally calculate wind stress τ from the wind speed U and a drag coefficient C_D through the bulk parameterization

$$\tau = \rho C_D U^2 \tag{1}$$

where ρ is air density. Wind speed is available for most populated coastal sites and is relatively easy to measure (much easier than directly measuring wind stress). The drag coefficient, which must contain the physics of the air-sea interaction and the boundary layer turbulence, is more difficult to specify. Often the drag coefficient is treated as a constant. The range of C_D values reported in the literature cover an order of magnitude of 0.2×10^{-3} to 6.4×10^{-3}. Present CERC methods adjust for the effect of elevation, wind speed, and boundary layer stability (air-sea temperature difference) on the drag coefficient. But, the drag coefficient is a function of many other variables, e.g. sea surface variance, water surface velocity, water depth, wind direction, and directional wave spectra. These variables were also measured during SUPERDUCK (Crowson, et al. (in preparation)), so a unique and fairly comprehensive data set exists to better quantify the drag coefficient used in wave, current, and coastal flooding models. Long, Hubertz, and Miller (in preparation) give a detailed review of the bulk parameterization.

22. Table A1 in Appendix A summarizes the meteorological conditions during SUPERDUCK. For each day of the experiment, the table describes the synoptic scale events, the wind speed and direction, the cloud type, and the precipitation. More detailed data are given in the following sections.

Mean Values

23. Data collected from the slow response instruments (sampled at 5 Hz) and the fast response instruments (sampled at 10 Hz) were used to calculate hourly mean values of wind speed, wind direction, air temperature, sea temperature, and relative humidity. Tables B1 and B2 in Appendix B give histories

of these mean values and hourly standard deviations. The data have been edited to remove obvious errors caused by instrument malfunction and electronic problems (interference between data collection channels when instruments malfunctioned). A value of 999.0 in the table indicates data errors or missing data (instrument not installed or down for maintenance). Gaps in the data collected occurred when the system was down for maintenance. Plots of the mean values and standard deviations are given in Figures 3-9 for the slow response instruments and Figures 10-15 for the fast response instruments. Figure 14 shows that the relative humidity exceeds 100 percent due to drift in the mean, as discussed in Part II. Fluctuating humidity data are still reasonable. The mean values have three uses: (a) parameterization of C_D, (b) check for mean drift in the high frequency sensors, and (c) supplemental data for other SUPERDUCK investigations. The standard deviations are a measure of the level of turbulence and are significant for error checking.

Turbulence Parameters

24. Data collected from the fast response instruments were used to calculate the turbulence parameters. Fluctuations in wind velocity (u', v', and w'), temperature (T'), and humidity (RH') were calculated based on a 1-hour mean. The fluctuations were then used to calculate the eddy correlations ($\overline{u'w'}$, $\overline{v'w'}$, $\overline{w'RH'}$, and $\overline{w'T'}$) averaged over 1 hr. The correlations were calculated after each hour of data collection and saved. Table C1 in Appendix C lists the history of the eddy correlations for w' values measured by the Gill and the Sonic, u' and v' measured by the Gill, RH' measured by the Weathermeasure, and T' measured by the A.I.R. A first order correction was applied to the w' measured by the Gill because of the lack of high frequency response. A mean ratio of 1.6 was applied to w' based on the ratio of w' measured by the Sonic and w' measured by the Gill. In the table, missing values are represented with a value of 999.0. Missing values for eddy correlations occur if either component in the correlation is missing (instrument malfunction, electronic interference, etc.). Figures 16-20 are history plots of the eddy correlations.

25. The raw data were not retained except for approximately 30 min per day for error checking. The raw data could also be used to estimate wind stress by the inertial subrange method (Long, Hubertz, and Miller (in

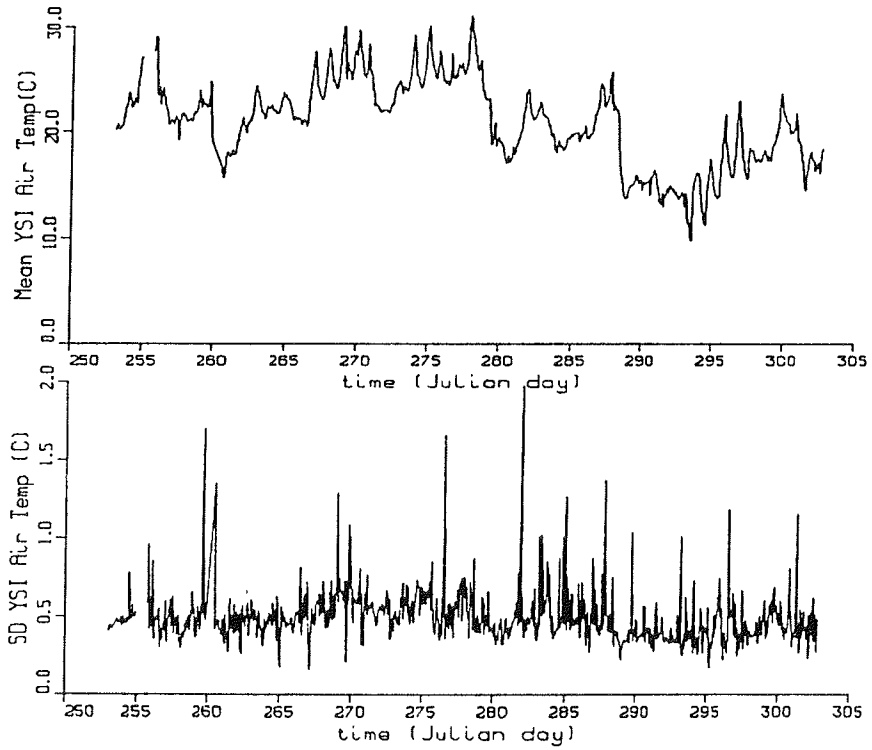

Figure 3. History of the mean and standard deviation of air temperature measured by the YSI temperature probe at 18.7 m msl

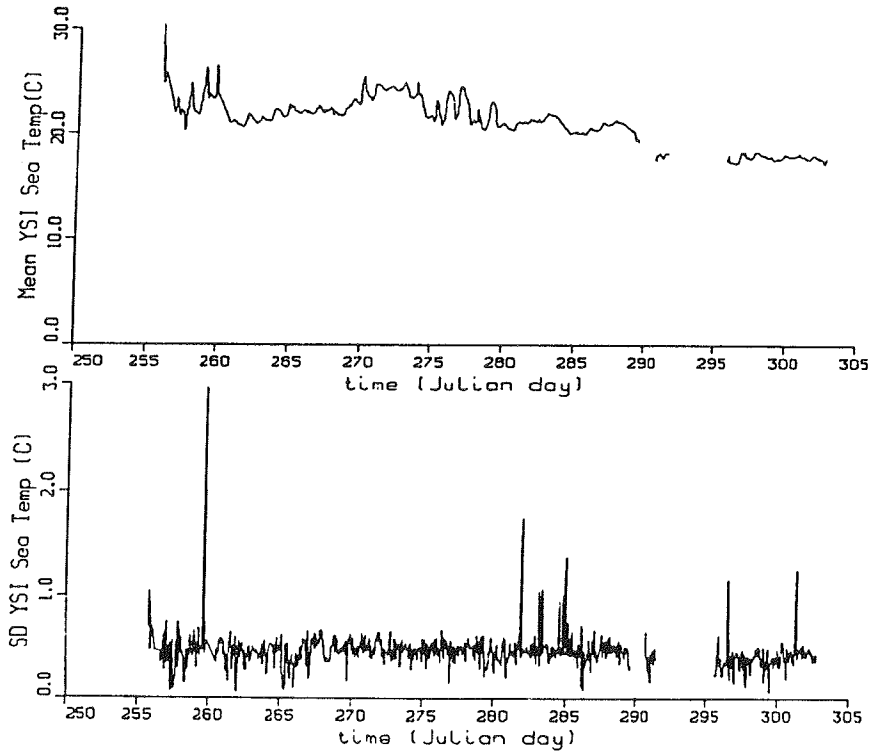

Figure 4. History of the mean and standard deviation of sea temperature measured by the YSI temperature probe at -1.0 m msl

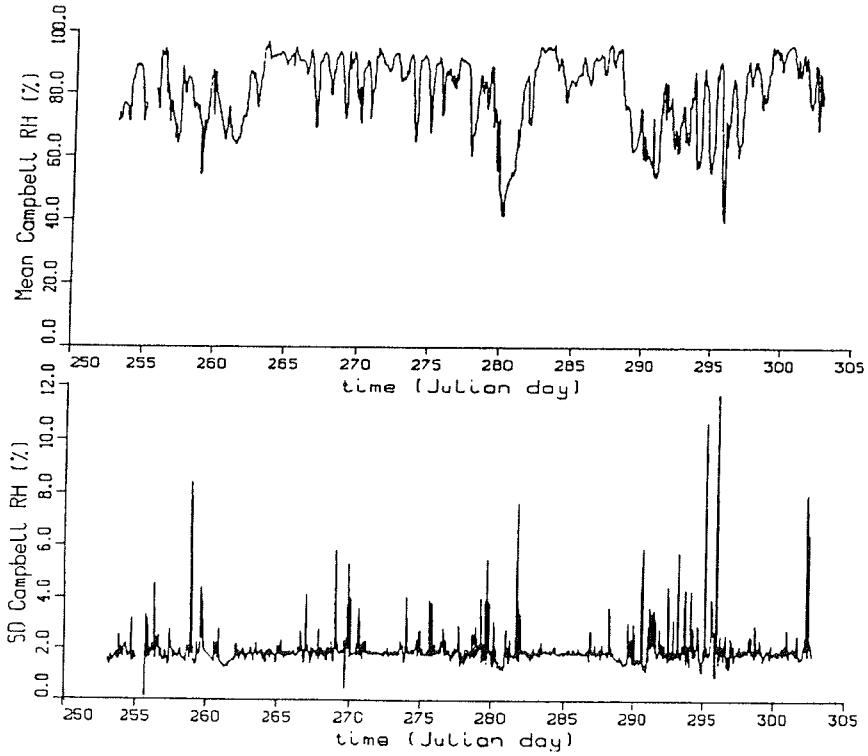

Figure 5. History of the mean and standard deviation of relative humidity measured by the Campbell relative humidity sensor at 18.7 m msl

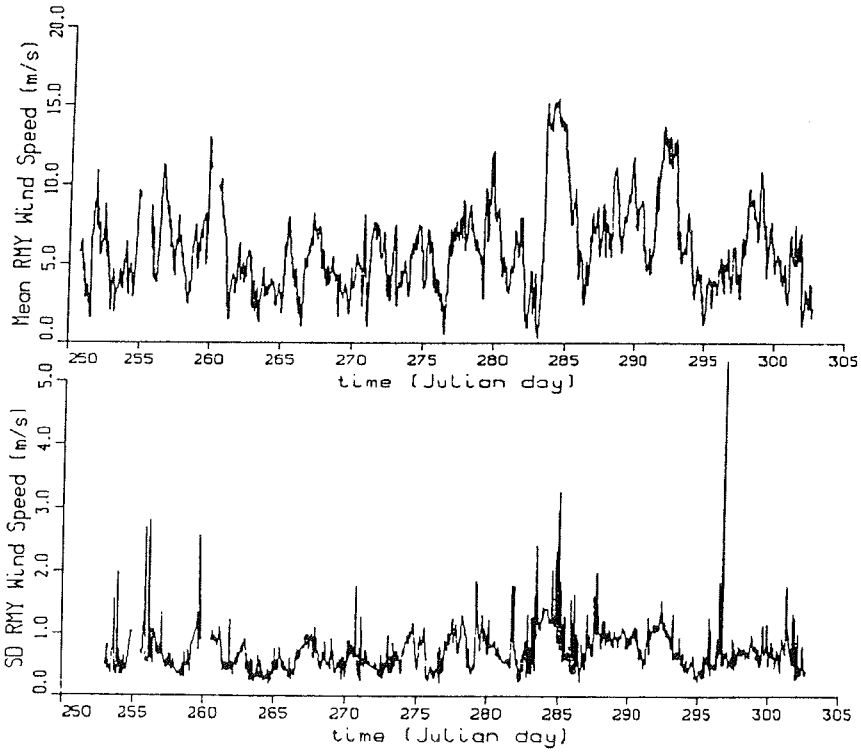

Figure 6. History of the mean and standard deviation of wind speed measured by the R. M. Young impellor-vane anemometer at 22 m msl

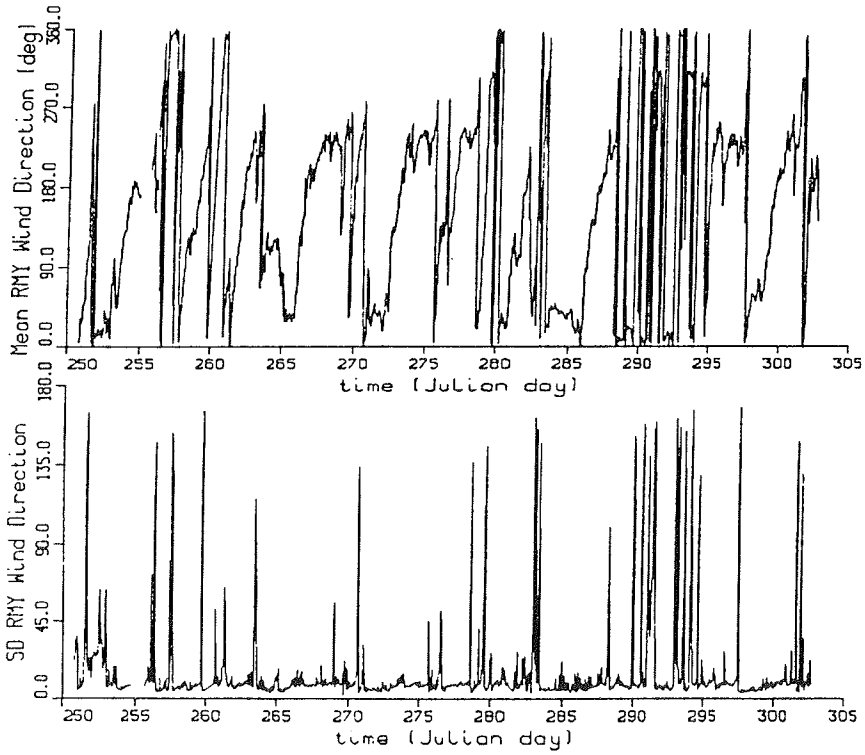

Figure 7. History of the mean and standard deviation of wind direction measured by the R. M. Young impellor-vane anemometer at 22 m msl

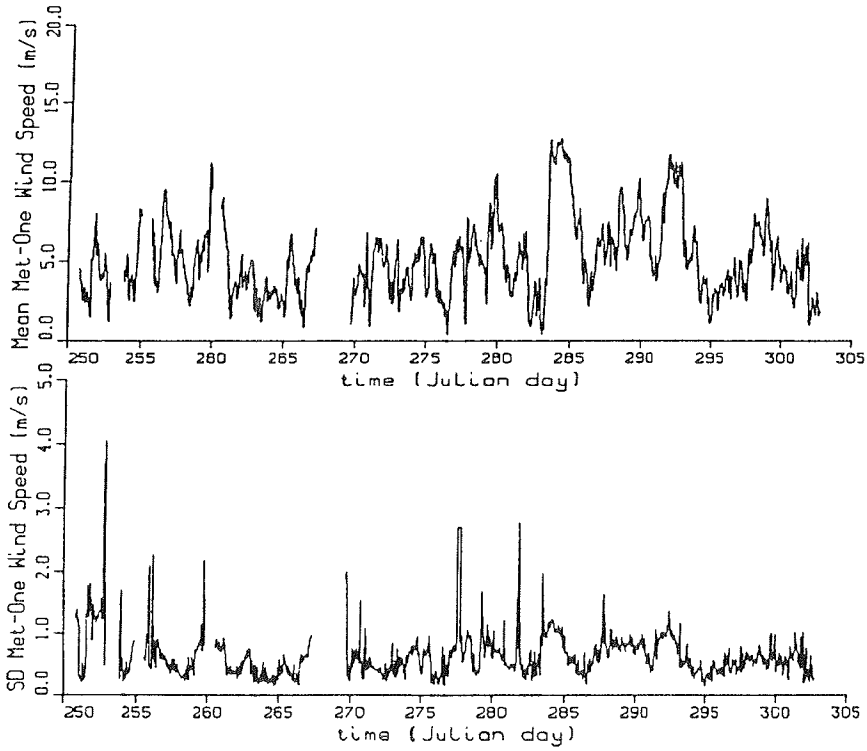

Figure 8. History of the mean and standard deviation of wind speed measured by the Met-One cup anemometer at 13.7 m msl

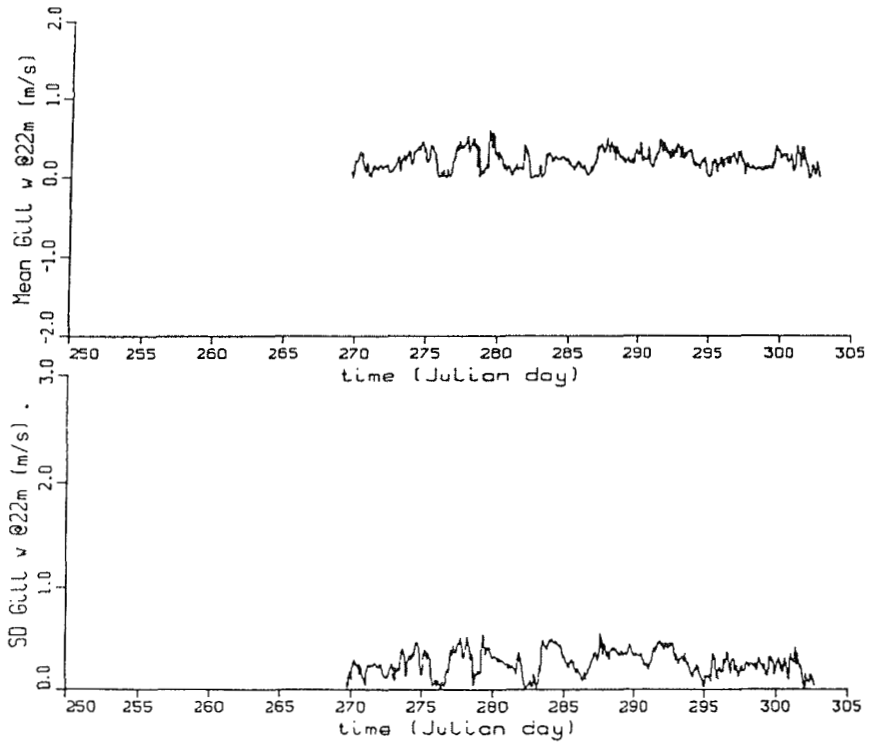

Figure 9. History of the mean and standard deviation of vertical wind velocity measured by the Gill impellor anemometer at 22.0 m msl

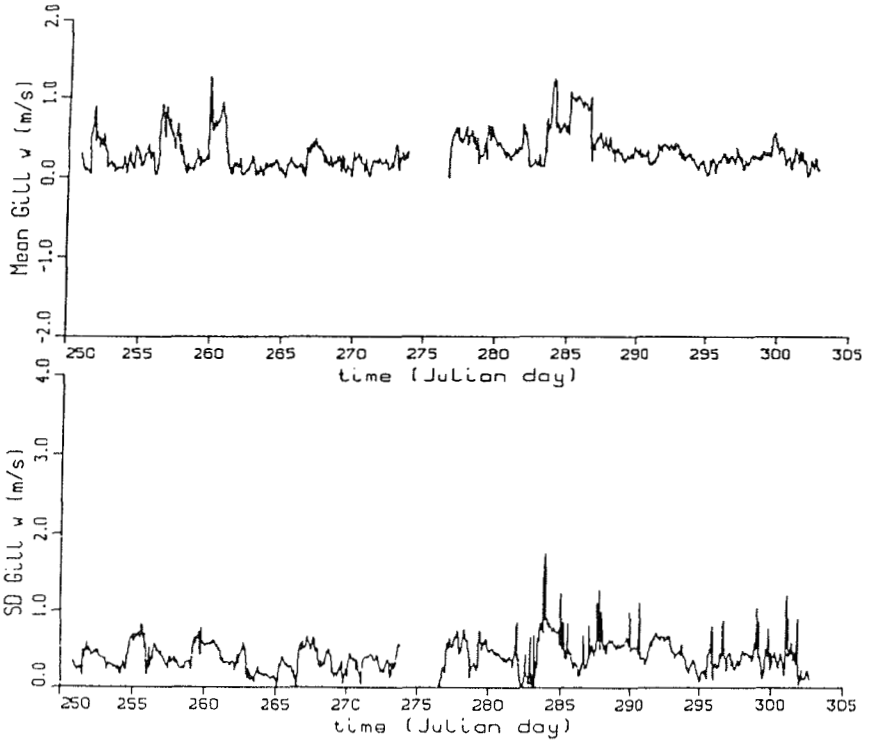

Figure 10. History of the mean and standard deviation of vertical wind velocity measured by the Gill impellor anemometer at 18.7 m msl

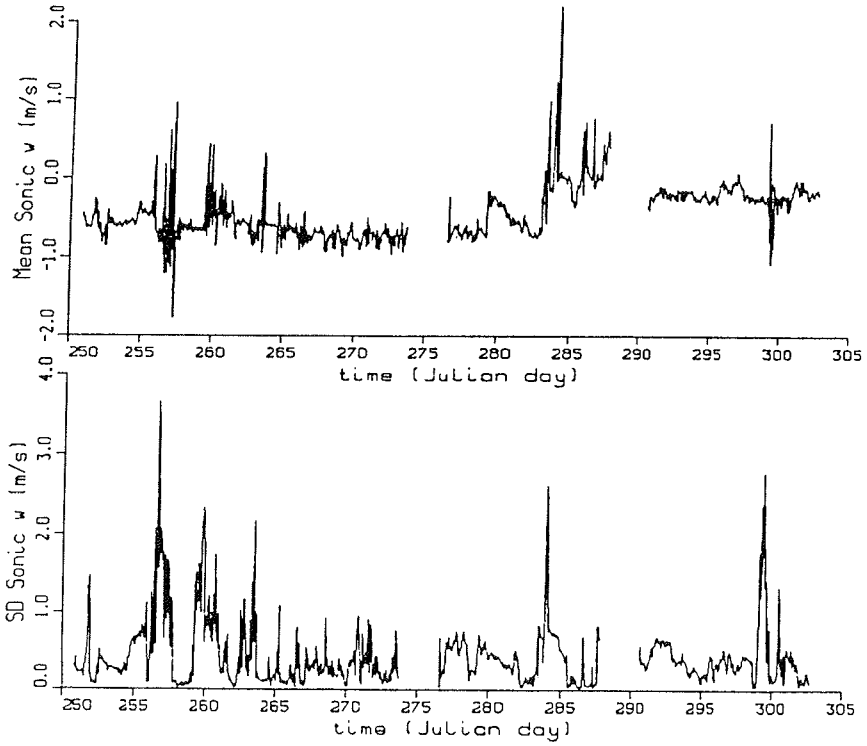

Figure 11. History of the mean and standard deviation of vertical wind velocity measured by the Campbell sonic anemometer at 18.7 m msl

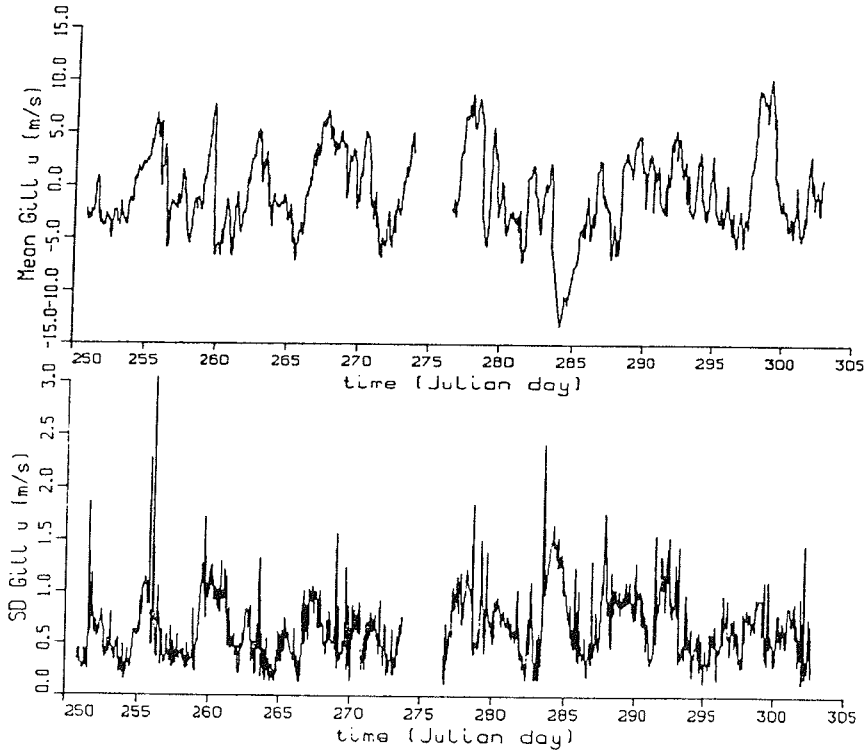

Figure 12. History of the mean and standard deviation of offshore wind velocity u measured by the Gill impellor anemometer at 18.7 m msl

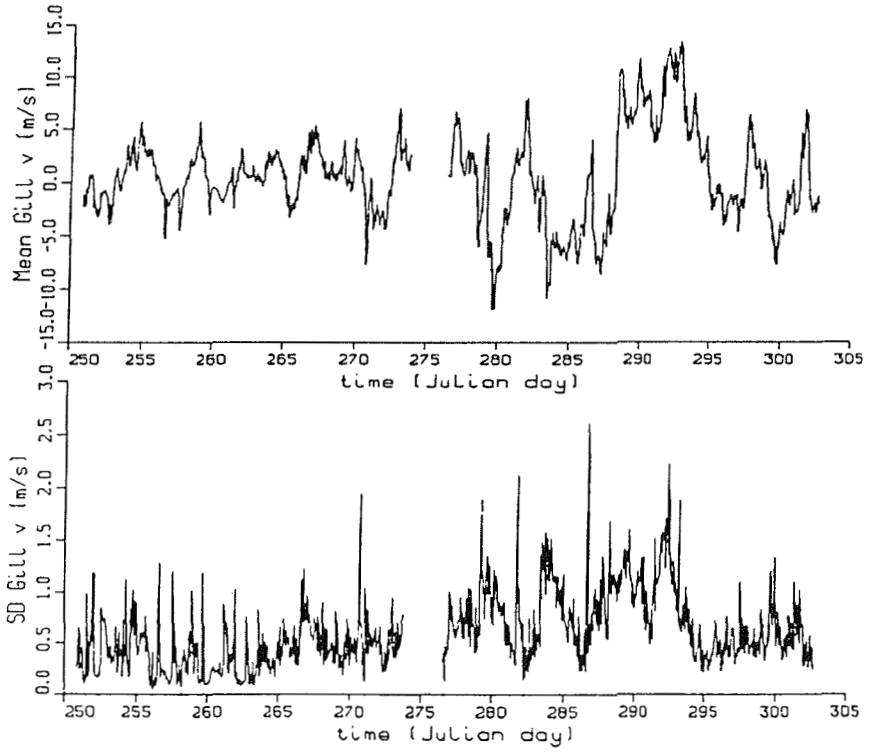

Figure 13. History of the mean and standard deviation of alongshore wind velocity v measured by the Gill impellor anemometer at 18.7 m msl

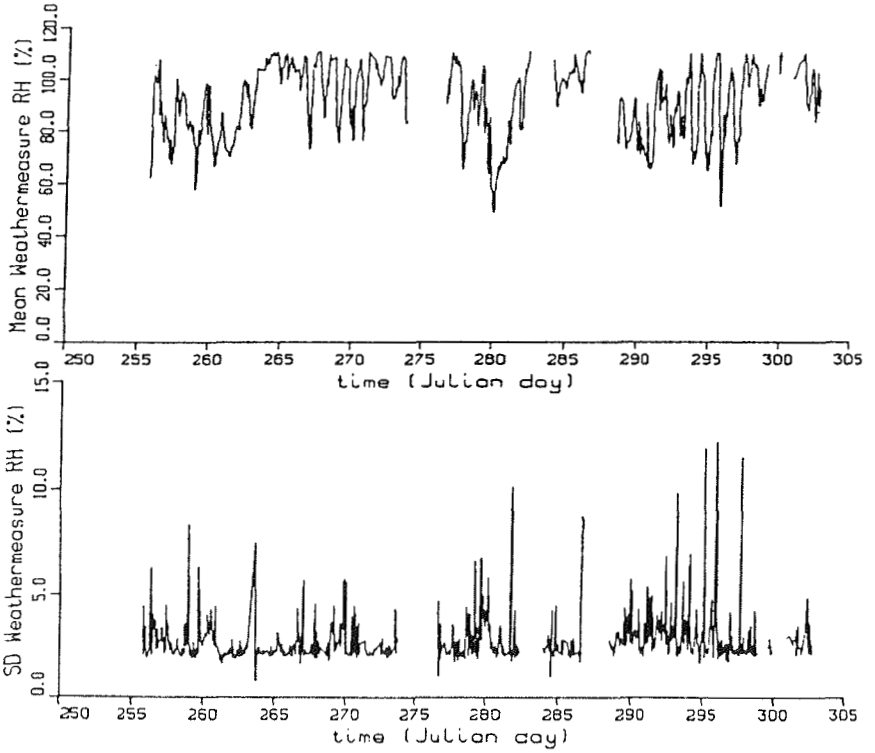

Figure 14. History of the mean and standard deviation of relative humidity measured by the Weathermeasure humidity probe at 18.7 m msl

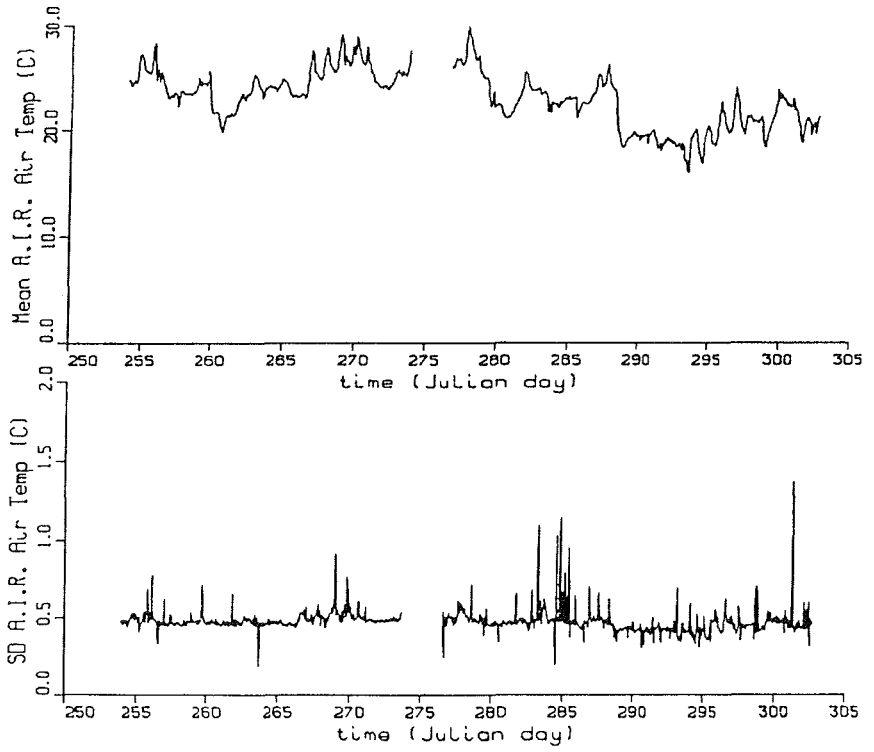

Figure 15. History of the mean and standard deviation of air temperature measured by the A.I.R. temperature probe at 18.7 m msl

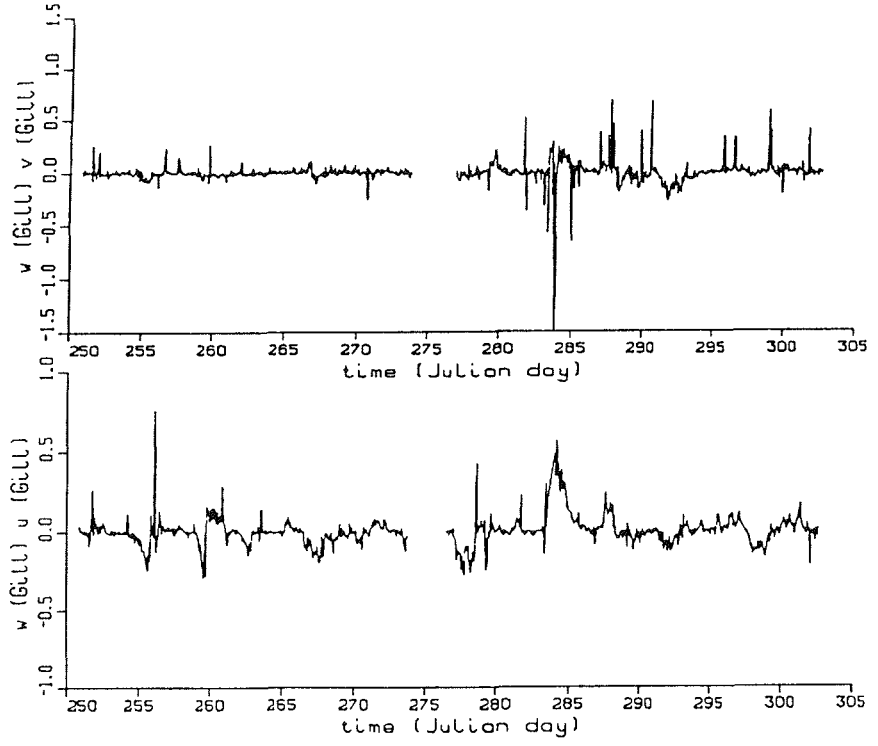

Figure 16. History of eddy correlations between w' (Gill) and u' (Gill) and between w' (Gill) and v' (Gill)

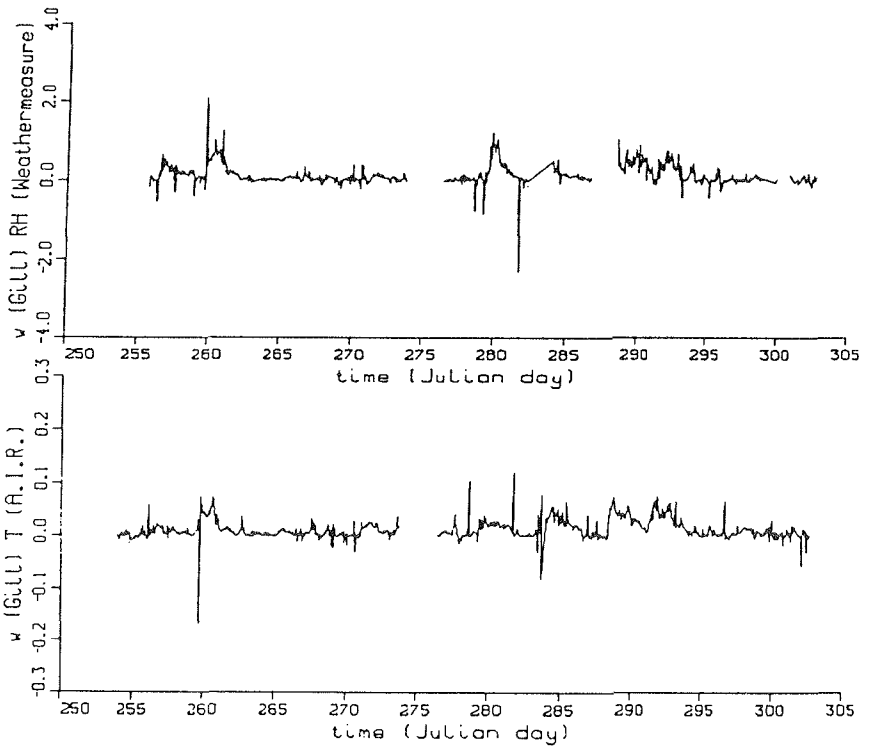

Figure 17. History of eddy correlations between w' (Gill) and T' (A.I.R.) and between w' (Gill) and RH' (Weathermeasure)

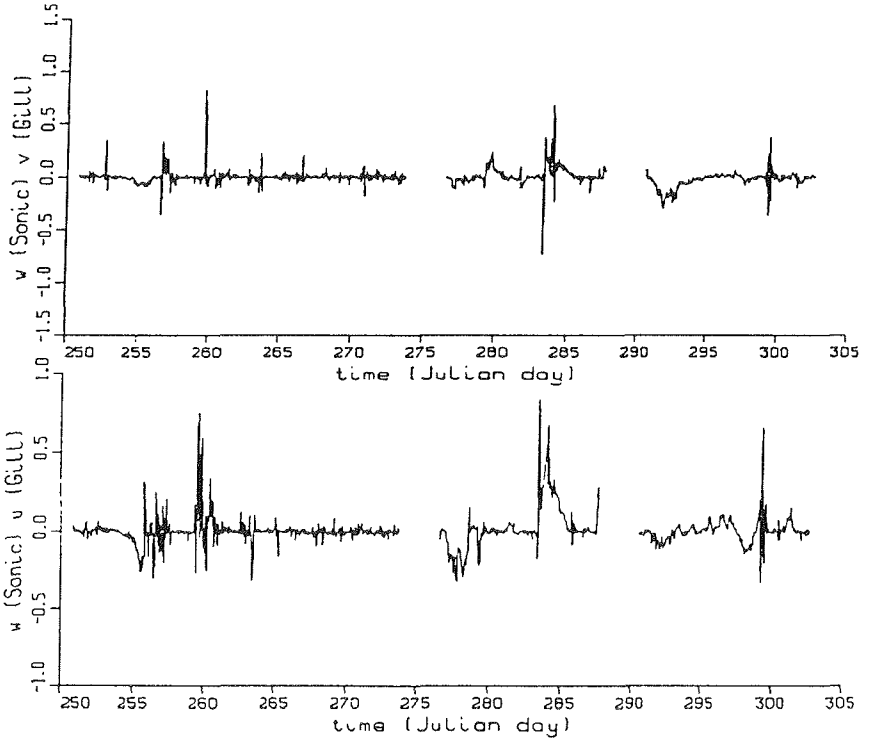

Figure 18. History of eddy correlations between w' (Sonic) and u' (Gill) and between w' (Sonic) and v' (Gill)

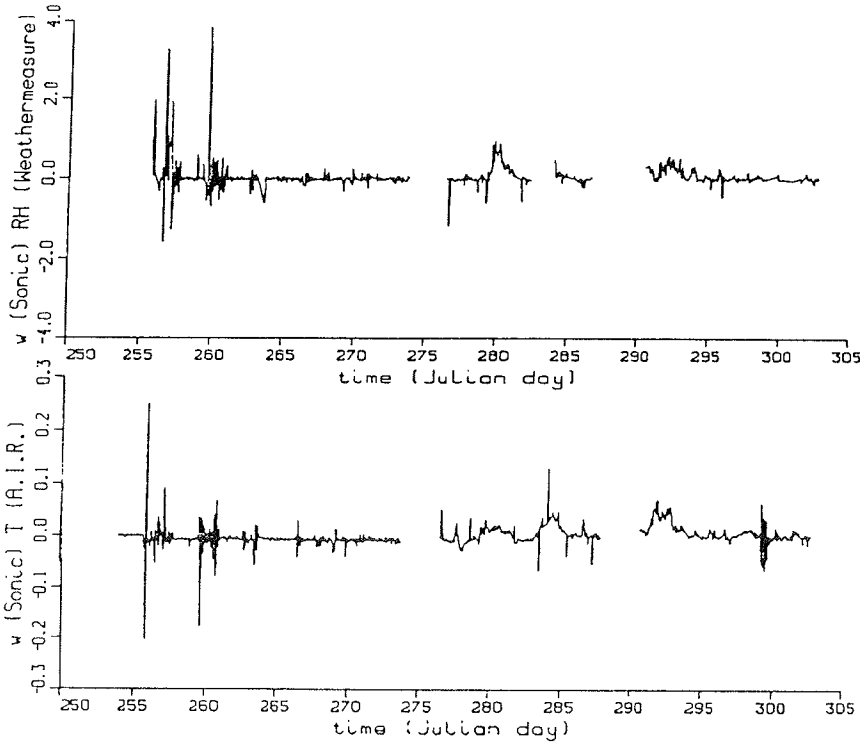

Figure 19. History of eddy correlations between w' (Sonic) and u' (A.I.R.) and between w' (Sonic) and v' (Weathermeasure)

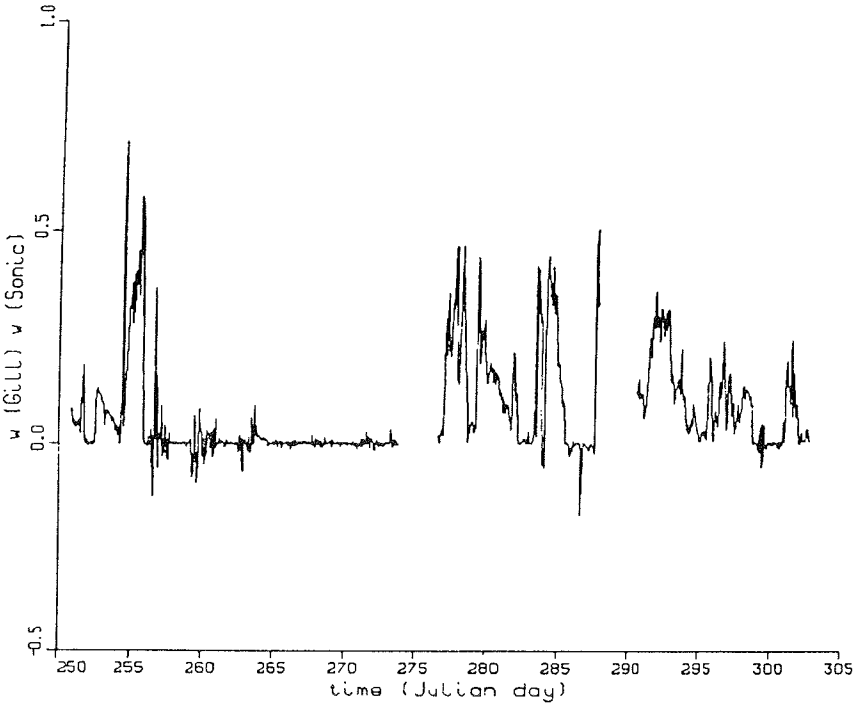

Figure 20. History of eddy correlations between w' (Gill) and w' (Sonic)

preparation)). From the eddy correlations, the wind stress was calculated as the resultant of the two horizontal wind stress components $\overline{u'w'}$ and $\overline{v'w'}$, i.e.,

$$\tau = \rho \left[(\overline{u'w'})^2 + (\overline{v'w'})^2 \right]^{1/2} \qquad (2)$$

where the air density is assumed constant at 1.225 kg/m^3 and u', v', and w' were measured by the Gill. The history of wind stress is plotted in Figure 21.

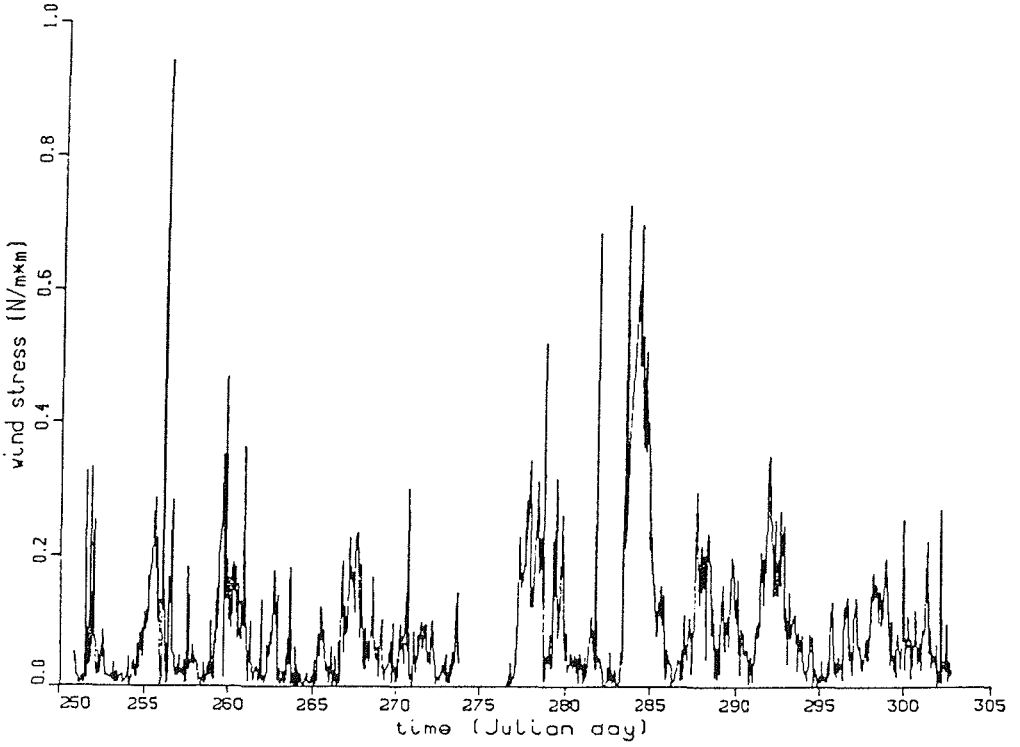

Figure 21. History of wind stress

26. The eddy correlations $\overline{w'RH'}$ and $\overline{w'T'}$ are estimates of humidity and heat fluxes. These can be used with the wind stress to deduce stratification effects in the drag coefficient formula based on Monin-Obukhov similarity theory (Long, Hubertz, and Miller (in preparation)).

PART IV: SUMMARY

27. This report describes the meteorological instruments and the experimental design used in the SUPERDUCK meteorological experiment to directly measure wind stress and other important atmospheric parameters. The data collected in the experiment were: (a) mean values of wind (speed and direction), relative humidity, and air and sea temperature; and (b) wind stress and eddy correlations of wind velocity, humidity, and temperature. These observations are listed in Appendices. The three-part objective of the experiment--(a) directly measuring wind stress, (b) collecting additional atmospheric parameters to relate the drag coefficient in the bulk parameterization to wind stress, and (c) providing supplemental data for other SUPERDUCK investigations--was accomplished.

28. The meteorological measurements were made from a tower 500 m offshore on the FRF pier to minimize land effects and ensure the data were representative of the area. A boom was developed to extend the instruments away from the tower to lessen the wake effect of the tower on the instruments. Shielded cables were used to connect the sensors to the data loggers to protect the data signals from outside interference. Surface observations were made every 6 hr to back up the information recorded by the data loggers.

29. Two classes of instruments--fast and slow response--were used to collect the meteorological data. The fast response instruments (sampled at 10 Hz) measured fluctuating wind speed (u, v, and w components), temperature, and humidity. The wind, humidity, and temperature data were edited to remove errors caused by instrument malfunction and electronic interference. From the edited data, eddy correlations and wind stress were calculated. The slow response instruments (sampled at 5 Hz) measured mean values of wind speed, wind direction, humidity, and air and sea temperature. All instruments were calibrated before the experiment and recalibrated afterward. Supplementary wave and current data are available from other SUPERDUCK investigations.

30. The wind stress and meteorological data presented will be used to improve estimates of the drag coefficient used in numerical wave, current, and coastal flooding models to calculate wind stress.

REFERENCES

Crowson, R., Birkemeier, W. A., Klein, H., and Miller, H. C. In preparation. "SUPERDUCK Data Report," CERC Technical Report, US Army Engineer Waterways Experiment Station, Vicksburg, MS.

Long, C. E., Hubertz, J. M., and Miller, H. C. In preparation. "Nearshore Wind Stress Measurements, Background, Preliminary Field Work and Experiment Design," CERC Miscellaneous Paper, US Army Engineer Waterways Experiment Station, Vicksburg, MS.

McBean, G. A. 1972. "Instrument Requirements for Eddy Correlation Measurements," Journal of Applied Meteorology, Vol 11, 1078-1084.

Rosenberg, N. J. 1974. Microclimate: The Biological Environment, John Wiley and Sons, New York.

APPENDIX A: SUPERDUCK SYNOPTIC SCALE METEOROLOGICAL DATA

Table A1 provides a daily summary of the synoptic scale events, wind speed and direction, cloud type, and precipitation during the SUPERDUCK experiment for September and October 1986. The daily weather chart revealed that cyclogenesis occurred in the nearby region on 11 and 16 October, and a strong upper-level trough accompanied a cold front during 14 to 18 October. Following is an explanation of abbreviations used in the table:

Var = wind direction variable
S = scattered
B = broken
CLR = clear
O = overcast
TStorm = thunderstorm
St = stratus
Sc = stratocumulus
Cu = cumulus
As = altostratus
Cs = cirrostratus
Ac = altocumulus

Table A1

SUPERDUCK Synoptic Scale Meteorological Data for September and October 1986

Date	Wind Field, m/sec	Brief Description	Clouds	Remarks
		September		
8	NE gust 13	Frontal passage (afternoon)	St,SC B-O	Rain
9	NE 4-7	High dominates	Cu,AS S-B	
10	SE 3-6	High dominates	Cu,Cs S-B	
11	SW gust 10	High dominates	Cu,AS S-B	
12	SW gust 9	Weak frontal passage	TCu,Cs B	TStorm
13	NE 7-11	High dominates	Cu S	
14	NE 7-4	High dominates	Cu S	
15	SE 4-7	High dominates	Sc,Ac S-B	
16	SW-NE gust 14	Weak frontal passage	Sc,Ac S-B	
17	NE 10-6	High dominates	Cu,Sc B	
18	NE-SE 3-5	High dominates	Sc,As B-S	
19	SW 5-3	High dominates	Sc,Ac B	Hazy
20	SE 1-5	Low-level trough along coast	Sc,As S-B	Hazy
21	SE 3	High dominates	Ac,Sc S-B	Foggy
22	NE 5-8	Very weak frontal passage	Cu,Ac B-S	
23	SE-SW 2-7	High dominates	CLR	
24	SW 3-8	High dominates	As,Ac B	Hazy
25	SW 3-4	High dominates	CLR	Hazy
26	SW 2-3	High dominates	CLR	Hazy
27	Var. 1-4	High dominates	Cu,Ac S-B	
28	NE 5-8	Weak front sweeps downward	Cu,Ac B	
29	SE 3-5	High dominates	Cu,As S	
30	SW 3-7	High dominates	Cu S	
		October		
1	SW 3.7-5	High dominates	CLR	Hazy
2	Var. 3-7	High dominates	Cu,As S-B	

(Continued)

Table A1 (Concluded)

Date	Wind Field, m/sec	Brief Description	Clouds	Remarks
		October (Continued)		
3	SE-SW 1-6	High dominates	Ac,As S-B	
4	SW 7-10	High dominates	CLR	
5	SW-NE 6-7	Frontal passage	Cu,Sc S-B	
6	NW-NE gust 13	Post-frontal region	Cu,Ac S	Swell
7	NE-SE 3-5	High dominates	Ac,Cu B-S	
8	SE-SW 5-7	High dominates	Sc,As B-O	
9	NE-SE 1-5	Cold front approaches	Cu,Sc S-B	Rain
10	NE 13-16*	Cold frontal passage	St,Sc O	Rain
11	NE 11-16*	Post-frontal region	St,Sc O-B	Swell
12	NE 6-10	High dominates	Ac,As S	
13	SE 3-8	Cyclogenesis along shore	Cu,As B	Rain
14	SW 6-8	Cold front approaches	TCu,St O	Rain
15	NE 11-7	Frontal passage	St,Cu O	Swell
16	NE-NW 7-13*	Post-frontal region	St,Sc O-B	Swell
17	NE-NW 4-8	High dominates	Cu,Ac S	
18	NW-NE 9-14*	High dominates	Cu S-B	Swell
19	NE-NW 13-6*	High dominates	Cu B-S	
20	NE 5-8	High dominates	CLR	
21	NE-SE 3-1	High dominates	CLR	
22	SW 3-5	High dominates	CLR	
23	SW 4-6	High dominates	Cs S-B	
24	NW-NE 3-9	High dominates	Ac,Cs B-S	
25	NE-E 7-10	Warm front section	Sc,Ac O	Rain
26	SE-SW 5-7	Cold front approaches	St,Cu O	
27	SW-NE 3-5	Cold front passage	Sc,As O-B	Rain
28	NE-SE 2-8	High dominates	Cu	
29	SW 1-5	Transition of two highs	Sc,Cs O-B	
30	SW-NE 4-7	Front sweeps through	Sc,Cs O-B	
31	NE gust 12	High dominates	Cu,Sc S-B	

* Indicates high energy cases of SUPERDUCK experiment.

APPENDIX B: MEAN VALUE HISTORIES

1. Mean value and standard deviation histories are given in Tables B1 and B2. Table B1 lists data collected from slow response (sampled at 5 Hz) instruments, and Table B2 lists data collected from fast response (sampled at 10 Hz) instruments. Hourly mean values of wind speed and direction, air and sea temperature, and relative humidity are calculated. Dates are referenced according to the Julian calendar, and time is referenced in Greenwich mean time (GMT). An eastern standard time hour equals a GMT hour - 0400. Listed below is an explanation of abbreviations used in the table (value of 999.0 indicates no data available):

air T = air temperature measured with the YSI probe at 18.7 m msl (degrees C)

sea T = sea temperature measured with the YSI probe at 18.7 m msl (degrees C)

RH = relative humidity measured with the Campbell 207 sensor at 18.7 m msl (%)

RM spd = wind speed measured with the R. M. Young impellor-vane anemometer at 22 m msl (m/sec)

RM dir = wind direction measured with the R. M. Young impellor-vane anemometer at 22 m msl (degrees azimuth from north)

MO spd = wind speed measured with the Met-One cup anemometer at 13.7 m msl (m/sec)

GL W22 = vertical velocity measured with the Gill impellor anemometer at 22 m msl (m/sec)

Table B1

Mean Values and Standard Deviations of SUPERDUCK Wind, Relative Humidity, and Air and Sea Temperatures Measured at 5 Hz

		Mean Values							Standard Deviations						
	time	air T	sea T	RH	RM spd	RM dir	MO spd	GL w22	air T	sea T	RH	RM spd	RM dir	MO spd	GL w22
Day	GMT	C	C	%	m/s	deg	m/s	m/s	C	C	%	m/s	deg	m/s	m/s
250	1900	999.00	999.00	999.00	6.29	5.10	3.72	999.00	999.00	999.00	999.00	999.00	21.68	1.26	999.00
250	2000	999.00	999.00	999.00	6.44	16.46	3.52	999.00	999.00	999.00	999.00	999.00	29.81	1.39	999.00
250	2100	999.00	999.00	999.00	5.34	31.04	3.13	999.00	999.00	999.00	999.00	999.00	34.32	1.33	999.00
250	2200	999.00	999.00	999.00	5.55	26.58	2.80	999.00	999.00	999.00	999.00	999.00	32.41	1.20	999.00
250	2300	999.00	999.00	999.00	4.63	29.99	2.57	999.00	999.00	999.00	999.00	999.00	35.95	1.24	999.00
251	0	999.00	999.00	999.00	4.96	30.03	3.05	999.00	999.00	999.00	999.00	999.00	29.11	1.10	999.00
251	100	999.00	999.00	999.00	3.86	47.50	3.24	999.00	999.00	999.00	999.00	999.00	5.27	0.30	999.00
251	200	999.00	999.00	999.00	3.97	43.00	3.32	999.00	999.00	999.00	999.00	999.00	5.91	0.26	999.00
251	300	999.00	999.00	999.00	2.84	47.20	2.42	999.00	999.00	999.00	999.00	999.00	6.81	0.30	999.00
251	400	999.00	999.00	999.00	2.87	53.50	2.44	999.00	999.00	999.00	999.00	999.00	7.86	0.27	999.00
251	500	999.00	999.00	999.00	3.17	76.20	2.67	999.00	999.00	999.00	999.00	999.00	11.79	0.22	999.00
251	600	999.00	999.00	999.00	3.35	86.40	2.81	999.00	999.00	999.00	999.00	999.00	8.59	0.24	999.00
251	700	999.00	999.00	999.00	3.60	96.70	3.01	999.00	999.00	999.00	999.00	999.00	6.69	0.53	999.00
251	800	999.00	999.00	999.00	2.70	102.70	2.30	999.00	999.00	999.00	999.00	999.00	8.81	0.25	999.00
251	900	999.00	999.00	999.00	2.46	114.40	2.11	999.00	999.00	999.00	999.00	999.00	8.39	0.28	999.00
251	1000	999.00	999.00	999.00	2.94	120.70	2.51	999.00	999.00	999.00	999.00	999.00	10.05	0.35	999.00
251	1100	999.00	999.00	999.00	1.85	168.80	1.62	999.00	999.00	999.00	999.00	999.00	18.88	0.30	999.00
251	1200	999.00	999.00	999.00	1.52	273.10	1.43	999.00	999.00	999.00	999.00	999.00	44.08	0.64	999.00
251	1300	999.00	999.00	999.00	6.70	260.50	5.09	999.00	999.00	999.00	999.00	999.00	121.90	1.30	999.00
251	1400	999.00	999.00	999.00	7.12	146.40	5.05	999.00	999.00	999.00	999.00	999.00	165.00	1.38	999.00
251	1500	999.00	999.00	999.00	7.84	39.50	5.57	999.00	999.00	999.00	999.00	999.00	96.20	1.78	999.00
251	1600	999.00	999.00	999.00	8.86	4.74	5.97	999.00	999.00	999.00	999.00	999.00	24.70	1.29	999.00
251	1700	999.00	999.00	999.00	8.68	5.10	6.33	999.00	999.00	999.00	999.00	999.00	21.29	1.27	999.00
251	1800	999.00	999.00	999.00	9.05	1.06	7.68	999.00	999.00	999.00	999.00	999.00	16.72	1.49	999.00
251	1900	999.00	999.00	999.00	10.83	358.78	7.96	999.00	999.00	999.00	999.00	999.00	16.47	1.80	999.00
251	2000	999.00	999.00	999.00	7.89	9.61	5.32	999.00	999.00	999.00	999.00	999.00	23.11	1.42	999.00
251	2100	999.00	999.00	999.00	7.44	13.25	5.54	999.00	999.00	999.00	999.00	999.00	23.74	1.48	999.00
251	2200	999.00	999.00	999.00	8.47	10.73	5.84	999.00	999.00	999.00	999.00	999.00	22.48	1.29	999.00
251	2300	999.00	999.00	999.00	7.34	9.71	6.09	999.00	999.00	999.00	999.00	999.00	12.00	0.90	999.00
252	0	999.00	999.00	999.00	7.09	16.61	5.42	999.00	999.00	999.00	999.00	999.00	19.80	1.47	999.00
252	100	999.00	999.00	999.00	7.25	16.11	4.78	999.00	999.00	999.00	999.00	999.00	23.46	1.25	999.00
252	200	999.00	999.00	999.00	7.53	12.59	4.77	999.00	999.00	999.00	999.00	999.00	25.69	1.37	999.00
252	300	999.00	999.00	999.00	5.53	20.12	3.88	999.00	999.00	999.00	999.00	999.00	26.78	1.23	999.00
252	400	999.00	999.00	999.00	5.77	14.19	3.74	999.00	999.00	999.00	999.00	999.00	25.74	1.28	999.00
252	500	999.00	999.00	999.00	5.61	17.62	3.80	999.00	999.00	999.00	999.00	999.00	26.38	1.19	999.00
252	600	999.00	999.00	999.00	6.30	13.38	4.03	999.00	999.00	999.00	999.00	999.00	24.97	1.23	999.00
252	700	999.00	999.00	999.00	6.44	13.91	4.20	999.00	999.00	999.00	999.00	999.00	24.45	1.29	999.00
252	800	999.00	999.00	999.00	6.31	18.19	3.91	999.00	999.00	999.00	999.00	999.00	26.58	1.25	999.00
252	900	999.00	999.00	999.00	7.10	9.08	4.02	999.00	999.00	999.00	999.00	999.00	27.67	1.33	999.00
252	1000	999.00	999.00	999.00	6.46	16.33	4.64	999.00	999.00	999.00	999.00	999.00	25.91	1.36	999.00
252	1100	999.00	999.00	999.00	8.76	13.86	5.51	999.00	999.00	999.00	999.00	999.00	27.28	1.38	999.00
252	1200	999.00	999.00	999.00	7.30	23.00	4.68	999.00	999.00	999.00	999.00	999.00	27.38	1.36	999.00
252	1300	999.00	999.00	999.00	999.00	41.20	4.72	999.00	999.00	999.00	999.00	999.00	63.88	1.58	999.00
252	1400	999.00	999.00	999.00	999.00	999.00	4.15	999.00	999.00	999.00	999.00	999.00	999.00	1.46	999.00
252	1500	999.00	999.00	999.00	5.42	34.92	3.50	999.00	999.00	999.00	999.00	999.00	32.51	1.23	999.00
252	1600	999.00	999.00	999.00	5.52	30.94	3.01	999.00	999.00	999.00	999.00	999.00	34.32	1.27	999.00
252	1700	999.00	999.00	999.00	6.31	14.77	2.31	999.00	999.00	999.00	999.00	999.00	34.37	1.26	999.00
252	1800	999.00	999.00	999.00	999.00	999.00	999.00	999.00	999.00	999.00	999.00	999.00	999.00	999.00	999.00
252	1900	999.00	999.00	999.00	4.73	23.63	1.18	999.00	999.00	999.00	999.00	999.00	17.29	4.07	999.00
252	2000	999.00	999.00	999.00	3.76	31.57	999.00	999.00	999.00	999.00	999.00	999.00	22.87	999.00	999.00

(Continued)

Table B1 (Continued)

		Mean Values							Standard Deviations						
	time	air T	sea T	RH	RM spd	RM dir	MO spd	GL w22	air T	sea T	RH	RM spd	RM dir	MO spd	GL w22
Day	GMT	C	C	%	m/s	deg	m/s	m/s	C	C	%	m/s	deg	m/s	m/s
252	2100	999.00	999.00	999.00	3.80	22.03	3.61	999.00	999.00	999.00	999.00	999.00	24.30	0.49	999.00
252	2200	999.00	999.00	999.00	2.04	8.06	999.00	999.00	999.00	999.00	999.00	999.00	63.52	999.00	999.00
252	2300	999.00	999.00	999.00	999.00	999.00	999.00	999.00	999.00	999.00	999.00	999.00	999.00	999.00	999.00
253	0	999.00	999.00	999.00	999.00	63.70	999.00	999.00	999.00	999.00	999.00	999.00	22.11	999.00	999.00
253	100	20.23	999.00	71.10	4.01	70.80	999.00	999.00	0.41	999.00	1.65	0.49	7.31	999.00	999.00
253	200	20.27	999.00	72.30	4.28	72.10	999.00	999.00	0.41	999.00	1.52	0.59	6.53	999.00	999.00
253	300	20.34	999.00	73.60	4.61	77.80	999.00	999.00	0.43	999.00	1.60	0.54	8.61	999.00	999.00
253	400	20.61	999.00	72.50	3.54	100.10	999.00	999.00	0.44	999.00	1.58	0.83	12.51	999.00	999.00
253	500	20.68	999.00	71.70	1.91	89.00	999.00	999.00	0.44	999.00	1.39	0.42	16.80	999.00	999.00
253	600	20.57	999.00	73.10	3.07	62.40	999.00	999.00	0.44	999.00	1.64	0.55	7.97	999.00	999.00
253	700	20.36	999.00	74.90	2.99	56.70	999.00	999.00	0.43	999.00	1.75	0.48	9.64	999.00	999.00
253	800	20.20	999.00	76.40	3.00	43.60	999.00	999.00	0.43	999.00	1.55	0.47	8.48	999.00	999.00
253	900	20.32	999.00	76.20	3.34	52.20	999.00	999.00	0.44	999.00	1.56	0.44	8.28	999.00	999.00
253	1000	20.41	999.00	76.40	3.48	48.00	999.00	999.00	0.44	999.00	1.60	0.37	7.05	999.00	999.00
253	1100	20.49	999.00	76.70	3.37	44.00	999.00	999.00	0.44	999.00	1.58	0.39	7.13	999.00	999.00
253	1200	20.58	999.00	76.90	3.93	67.20	999.00	999.00	0.44	999.00	1.60	0.75	19.02	999.00	999.00
253	1300	999.00	999.00	999.00	999.00	94.60	999.00	999.00	999.00	999.00	999.00	999.00	13.55	999.00	999.00
253	1400	999.00	999.00	999.00	4.59	90.60	999.00	999.00	999.00	999.00	999.00	0.73	9.09	999.00	999.00
253	1500	21.78	999.00	75.40	3.69	101.50	999.00	999.00	0.48	999.00	1.90	1.56	18.58	999.00	999.00
253	1600	22.16	999.00	72.90	3.52	104.60	999.00	999.00	0.47	999.00	1.67	0.39	7.56	999.00	999.00
253	1700	22.40	999.00	71.10	3.39	117.40	999.00	999.00	0.46	999.00	1.60	0.52	10.95	999.00	999.00
253	1800	22.26	999.00	73.50	4.43	122.70	999.00	999.00	0.47	999.00	1.87	0.38	5.97	999.00	999.00
253	1900	22.60	999.00	76.30	4.29	126.80	3.66	999.00	0.47	999.00	1.61	0.34	5.46	0.27	999.00
253	2000	22.72	999.00	81.50	5.18	129.60	4.42	999.00	0.47	999.00	2.54	0.50	6.10	0.42	999.00
253	2100	999.00	999.00	999.00	5.13	999.00	4.07	999.00	999.00	999.00	999.00	1.98	999.00	1.71	999.00
253	2200	23.69	999.00	84.30	5.03	130.50	4.27	999.00	0.50	999.00	1.77	0.55	5.34	0.46	999.00
253	2300	23.40	999.00	84.60	6.20	132.50	5.20	999.00	0.49	999.00	1.90	0.45	4.44	0.40	999.00
254	0	23.18	999.00	84.90	6.42	141.80	5.37	999.00	0.44	999.00	2.08	0.74	6.72	0.61	999.00
254	100	22.79	999.00	85.00	4.48	156.10	3.73	999.00	0.50	999.00	1.97	0.48	5.75	0.39	999.00
254	200	22.42	999.00	87.40	3.85	162.90	3.14	999.00	0.45	999.00	1.70	0.34	5.07	0.24	999.00
254	300	22.27	999.00	88.80	3.07	165.80	2.52	999.00	0.46	999.00	1.69	0.55	6.27	0.35	999.00
254	400	22.58	999.00	88.60	3.72	168.70	3.00	999.00	0.47	999.00	2.03	0.45	6.13	0.35	999.00
254	500	22.52	999.00	89.30	4.58	167.10	3.76	999.00	0.48	999.00	2.01	0.51	6.33	0.42	999.00
254	600	22.62	999.00	89.40	4.65	161.50	3.80	999.00	0.47	999.00	2.16	0.35	5.95	0.28	999.00
254	700	23.00	999.00	89.10	4.94	173.40	4.12	999.00	0.50	999.00	2.23	0.52	7.31	0.46	999.00
254	800	23.08	999.00	88.40	4.61	180.90	3.95	999.00	0.46	999.00	2.05	0.65	6.66	0.53	999.00
254	900	22.86	999.00	89.00	4.35	178.20	3.68	999.00	0.49	999.00	1.97	0.43	6.33	0.34	999.00
254	1000	22.82	999.00	89.40	3.87	186.10	3.27	999.00	0.47	999.00	1.79	0.47	7.27	0.37	999.00
254	1100	22.74	999.00	89.40	3.37	181.00	2.82	999.00	0.49	999.00	1.67	0.47	6.89	0.38	999.00
254	1200	23.88	999.00	88.40	2.92	185.70	2.44	999.00	0.78	999.00	1.85	0.41	7.42	0.37	999.00
254	1300	24.70	999.00	86.90	3.64	181.70	3.21	999.00	0.50	999.00	1.72	0.57	7.32	0.48	999.00
254	1400	24.92	999.00	85.80	4.30	184.40	3.81	999.00	0.49	999.00	1.78	0.59	7.62	0.50	999.00
254	1500	25.37	999.00	83.70	4.86	177.20	4.27	999.00	0.51	999.00	1.80	0.65	7.79	0.57	999.00
254	1600	25.91	999.00	81.40	5.32	179.90	4.69	999.00	0.49	999.00	2.05	0.70	7.66	0.61	999.00
254	1700	26.67	999.00	74.40	6.83	175.50	5.98	999.00	0.57	999.00	3.17	0.85	7.58	0.75	999.00
254	1800	27.01	999.00	71.10	7.98	172.20	6.95	999.00	0.51	999.00	1.53	0.88	7.79	0.77	999.00
254	1900	27.08	999.00	73.10	8.62	171.10	7.45	999.00	0.50	999.00	1.58	0.99	7.41	0.86	999.00
254	2000	27.14	999.00	74.00	9.59	168.30	8.28	999.00	0.51	999.00	1.55	1.03	7.11	0.91	999.00
254	2100	27.11	999.00	74.60	9.50	169.60	8.20	999.00	0.50	999.00	1.75	1.03	7.21	0.87	999.00
254	2200	26.99	999.00	76.50	9.16	170.70	7.90	999.00	0.52	999.00	1.90	1.04	7.20	0.89	999.00

(Continued)

Table B1 (Continued)

		Mean Values							Standard Deviations						
	time	air T	sea T	RH	RM spd	RM dir	MO spd	GL w22	air T	sea T	RH	RM spd	RM dir	MO spd	GL w22
Day	GMT	C	C	%	m/s	deg	m/s	m/s	C	C	%	m/s	deg	m/s	m/s
255	1600	27.72	999.00	81.20	8.70	199.00	7.72	999.00	999.00	999.00	0.13	0.66	6.99	0.55	999.00
255	1700	28.98	999.00	78.40	8.65	209.20	7.48	999.00	999.00	999.00	3.36	1.18	10.02	0.99	999.00
255	1800	28.40	999.00	77.70	6.91	209.50	5.98	999.00	0.59	999.00	1.68	0.98	8.15	0.84	999.00
255	1900	28.87	30.47	75.00	7.82	216.00	6.73	999.00	0.62	0.70	1.64	1.25	8.31	0.99	999.00
255	2000	27.36	28.84	79.90	5.98	221.10	5.03	999.00	0.96	1.04	3.19	1.18	11.26	0.94	999.00
255	2100	23.57	24.83	93.00	7.27	239.60	5.87	999.00	0.65	0.76	2.77	2.69	11.35	2.10	999.00
255	2200	23.90	25.42	93.40	4.25	195.70	3.74	999.00	0.42	0.47	1.94	0.55	18.66	0.49	999.00
255	2300	23.46	24.96	92.80	4.07	151.60	3.47	999.00	0.62	0.67	2.02	0.55	9.16	0.45	999.00
256	0	23.73	25.18	92.80	4.62	181.80	3.94	999.00	0.61	0.70	1.68	0.60	13.89	0.47	999.00
256	100	24.20	25.84	92.20	3.96	185.50	3.38	999.00	0.44	0.67	1.86	0.53	9.50	0.43	999.00
256	200	22.57	999.00	93.80	3.84	177.20	3.34	999.00	0.86	999.00	2.21	2.81	72.50	2.28	999.00
256	300	23.01	999.00	94.40	3.86	247.00	3.08	999.00	0.71	999.00	2.07	1.54	45.91	1.23	999.00
256	400	23.31	999.00	93.10	4.67	267.10	3.73	999.00	0.36	999.00	1.90	0.60	11.12	0.59	999.00
256	500	23.64	24.94	91.00	5.36	282.30	4.48	999.00	0.49	0.47	2.21	0.72	10.17	0.65	999.00
256	600	24.05	999.00	85.70	6.15	300.00	5.32	999.00	0.44	999.00	2.28	0.65	9.04	0.53	999.00
256	700	24.05	999.00	80.30	6.93	280.40	5.81	999.00	0.47	999.00	4.57	1.07	101.70	0.88	999.00
256	800	23.25	999.00	79.80	7.85	64.00	6.61	999.00	0.50	999.00	1.97	0.53	148.00	0.45	999.00
256	900	22.97	999.00	82.70	9.20	343.56	7.81	999.00	0.50	999.00	1.63	0.80	16.84	0.67	999.00
256	1000	23.10	999.00	80.30	11.08	5.81	9.34	999.00	0.48	999.00	2.04	1.07	6.66	0.91	999.00
256	1100	22.53	999.00	78.80	11.28	14.14	9.42	999.00	0.49	999.00	2.45	1.02	4.73	0.90	999.00
256	1200	22.42	999.00	76.30	11.21	12.37	9.44	999.00	0.49	999.00	2.12	0.98	5.07	0.86	999.00
256	1300	22.11	999.00	74.80	11.16	1.32	9.50	999.00	0.55	999.00	2.07	1.00	3.97	0.85	999.00
256	1400	21.88	22.80	71.10	10.07	357.82	8.63	999.00	0.31	0.45	2.52	0.85	4.10	0.72	999.00
256	1500	21.59	22.59	73.10	9.59	354.29	8.25	999.00	0.44	0.35	2.20	0.70	3.62	0.60	999.00
256	1600	21.11	22.21	77.30	9.52	349.08	8.27	999.00	0.36	0.38	1.79	0.84	5.72	0.73	999.00
256	1700	20.79	22.07	77.20	9.03	347.07	7.84	999.00	0.35	0.43	1.70	0.67	11.56	0.59	999.00
256	1800	20.70	22.22	76.30	8.92	351.76	7.70	999.00	0.36	0.56	1.66	0.77	4.74	0.67	999.00
256	1900	20.76	22.30	74.70	8.74	352.14	7.57	999.00	0.42	0.56	1.99	0.72	5.46	0.61	999.00
256	2000	20.93	22.74	72.00	8.10	352.08	7.03	999.00	0.44	0.62	1.60	0.67	4.97	0.57	999.00
256	2100	21.02	23.37	72.20	8.48	354.75	7.30	999.00	0.47	0.28	1.55	0.80	4.39	0.69	999.00
256	2200	21.13	23.16	71.20	8.65	356.09	7.47	999.00	0.46	0.45	1.62	0.83	4.56	0.68	999.00
256	2300	21.14	22.67	71.10	7.65	356.75	6.61	999.00	0.41	0.63	1.65	0.68	5.07	0.57	999.00
257	0	20.83	22.07	69.17	7.22	354.78	6.29	999.00	0.60	0.75	1.54	1.35	9.67	0.58	999.00
257	100	20.93	22.05	65.47	7.74	355.55	6.71	999.00	0.47	0.34	1.96	0.73	5.84	0.62	999.00
257	200	20.67	21.76	69.64	6.68	359.73	5.78	999.00	0.34	0.44	1.84	0.59	6.72	0.49	999.00
257	300	20.79	21.81	68.99	6.06	349.36	5.31	999.00	0.39	0.35	1.88	0.66	8.36	0.57	999.00
257	400	21.24	22.17	64.27	6.12	347.08	5.34	999.00	0.47	0.50	1.74	0.62	12.23	0.53	999.00
257	500	21.36	22.29	64.27	6.24	352.68	5.44	999.00	0.49	999.00	1.58	0.54	5.08	0.47	999.00
257	600	21.29	22.23	66.36	6.07	356.60	5.27	999.00	0.55	0.54	1.63	0.52	5.46	0.44	999.00
257	700	21.16	22.12	66.11	5.83	358.53	5.06	999.00	0.49	0.19	1.38	0.47	4.56	0.41	999.00
257	800	21.07	21.99	67.95	4.63	3.01	4.03	999.00	0.50	0.08	1.52	0.60	5.92	0.50	999.00
257	900	21.07	22.02	68.84	4.87	17.38	4.26	999.00	0.61	0.38	2.55	0.44	80.40	0.36	999.00
257	1000	19.53	20.71	83.90	4.22	306.30	3.59	999.00	0.56	0.57	2.74	0.49	28.73	0.38	999.00
257	1100	19.27	20.35	88.40	5.41	310.90	4.75	999.00	0.44	0.55	2.19	0.57	9.74	0.47	999.00
257	1200	20.05	20.61	85.70	6.41	285.10	5.68	999.00	0.63	0.55	2.27	0.68	96.10	0.57	999.00
257	1300	21.02	21.50	83.20	6.45	220.20	5.70	999.00	0.57	0.10	2.05	0.68	153.30	0.59	999.00
257	1400	21.11	21.83	83.90	6.22	257.20	5.49	999.00	0.51	0.18	1.93	0.49	130.10	0.41	999.00
257	1500	21.56	22.32	81.10	7.38	352.19	6.45	999.00	0.39	999.00	1.94	0.60	60.13	0.50	999.00
257	1600	21.54	22.42	80.00	8.04	342.96	6.99	999.00	0.44	0.23	1.89	0.67	4.32	0.57	999.00
257	1700	21.65	22.79	79.80	6.57	354.73	5.70	999.00	0.47	0.52	1.64	0.47	5.86	0.43	999.00

(Continued)

Table B1 (Continued)

		Mean Values							Standard Deviations						
Day	time GMT	air T C	sea T C	RH %	RM spd m/s	RM dir deg	MO spd m/s	GL w22 m/s	air T C	sea T C	RH %	RM spd m/s	RM dir deg	MO spd m/s	GL w22 m/s
257	1800	21.78	23.39	81.00	6.40	4.11	5.53	999.00	0.50	0.55	1.86	0.42	5.54	0.36	999.00
257	1900	21.56	23.45	83.10	6.51	19.01	5.55	999.00	0.49	0.62	1.89	0.49	4.52	0.42	999.00
257	2000	21.49	23.91	85.20	6.73	24.76	5.70	999.00	0.45	0.74	1.80	0.53	6.06	0.44	999.00
257	2100	21.42	24.74	85.30	6.34	33.77	5.34	999.00	0.39	0.30	1.72	0.60	6.13	0.50	999.00
257	2200	21.48	24.73	85.40	5.77	41.00	4.84	999.00	0.44	0.42	1.75	0.50	5.57	0.42	999.00
257	2300	21.33	23.89	85.10	5.40	50.30	4.53	999.00	0.51	0.68	1.75	0.46	6.04	0.38	999.00
258	0	21.03	22.78	84.60	5.60	59.80	4.68	999.00	0.39	0.51	1.67	0.42	5.55	0.35	999.00
258	100	21.03	22.44	84.30	5.10	67.50	4.30	999.00	0.35	0.54	1.78	0.44	7.26	0.36	999.00
258	200	21.04	22.26	83.30	4.63	78.90	3.88	999.00	0.33	0.59	1.80	0.38	6.14	0.31	999.00
258	300	21.00	22.13	83.10	4.79	84.30	4.00	999.00	0.30	0.45	1.85	0.39	7.08	0.31	999.00
258	400	21.04	22.08	80.40	4.41	90.80	3.70	999.00	0.33	0.42	2.02	0.36	5.81	0.29	999.00
258	500	21.08	22.08	78.10	4.39	101.70	3.68	999.00	0.38	0.45	1.80	0.33	5.49	0.27	999.00
258	600	21.12	22.06	77.70	4.05	112.60	3.42	999.00	0.39	0.39	1.72	0.34	6.49	0.26	999.00
258	700	21.18	22.06	76.00	3.41	112.10	2.92	999.00	0.40	0.32	1.66	0.39	8.64	0.31	999.00
258	800	21.14	21.98	75.10	3.43	124.50	2.94	999.00	0.36	999.00	1.61	0.41	7.29	0.34	999.00
258	900	21.07	21.94	75.30	2.94	113.40	2.52	999.00	0.38	0.16	1.63	0.38	8.32	0.31	999.00
258	1000	21.01	21.87	76.40	2.97	115.50	2.54	999.00	0.41	0.36	1.65	0.31	6.59	0.23	999.00
258	1100	20.97	21.80	76.70	2.50	113.00	2.17	999.00	0.45	0.48	1.63	0.39	9.08	0.30	999.00
258	1200	21.51	21.96	76.40	3.29	104.20	2.80	999.00	0.41	999.00	1.56	0.51	8.02	0.42	999.00
258	1300	21.65	22.19	75.90	3.83	128.60	3.29	999.00	0.47	0.28	1.56	0.32	10.10	0.26	999.00
258	1400	21.80	22.58	75.00	3.19	121.10	2.75	999.00	0.46	0.40	1.53	0.52	8.75	0.43	999.00
258	1500	21.88	22.93	74.60	3.26	118.90	2.80	999.00	0.43	0.48	1.63	0.56	8.87	0.47	999.00
258	1600	21.71	23.12	76.00	4.24	131.50	3.65	999.00	0.51	0.42	1.65	0.31	7.98	0.25	999.00
258	1700	21.77	23.51	74.40	5.30	134.10	4.54	999.00	0.45	0.57	2.13	0.70	5.22	0.60	999.00
258	1800	21.99	24.18	71.70	6.18	128.70	5.26	999.00	0.42	0.61	2.04	0.48	4.74	0.41	999.00
258	1900	22.40	24.50	70.50	6.53	126.30	5.52	999.00	0.50	0.44	1.81	0.48	4.81	0.40	999.00
258	2000	22.76	25.11	70.10	6.89	127.30	5.78	999.00	0.54	0.55	1.63	0.53	4.84	0.47	999.00
258	2100	23.00	25.74	69.24	7.50	135.60	6.34	999.00	0.51	0.41	2.75	0.51	6.24	0.42	999.00
258	2200	23.87	26.23	54.05	7.30	152.00	6.18	999.00	0.66	0.50	8.42	0.73	9.49	0.60	999.00
258	2300	23.06	24.72	55.87	6.14	159.90	5.21	999.00	0.57	0.62	3.94	0.57	5.38	0.47	999.00
259	0	22.68	24.00	61.87	5.68	164.10	4.77	999.00	0.55	0.66	1.83	0.57	5.44	0.48	999.00
259	100	22.40	23.60	66.97	4.78	162.80	3.95	999.00	0.55	0.56	2.07	0.39	5.72	0.31	999.00
259	200	22.23	23.32	70.90	4.72	165.10	3.85	999.00	0.41	0.46	1.52	0.51	7.28	0.40	999.00
259	300	23.01	23.82	68.29	6.28	174.40	5.34	999.00	0.38	0.53	1.49	0.86	7.11	0.74	999.00
259	400	22.77	23.76	68.93	6.35	187.20	5.50	999.00	0.38	0.31	1.55	0.87	8.07	0.69	999.00
259	500	22.58	23.57	70.50	5.78	189.80	5.01	999.00	0.49	0.54	1.47	0.84	7.21	0.68	999.00
259	600	22.65	23.62	71.10	6.88	191.10	5.93	999.00	0.37	0.43	1.38	0.88	7.32	0.71	999.00
259	700	22.59	23.57	71.80	7.20	195.70	6.23	999.00	0.47	0.54	1.54	0.92	8.83	0.76	999.00
259	800	22.53	23.51	75.00	6.85	203.90	5.90	999.00	0.56	0.69	2.26	0.93	7.14	0.75	999.00
259	900	22.54	23.52	79.00	6.59	207.60	5.63	999.00	0.51	0.42	1.90	1.05	7.33	0.83	999.00
259	1000	22.36	23.38	80.80	7.69	211.20	6.59	999.00	0.53	0.50	1.95	1.00	7.59	0.79	999.00
259	1100	22.37	23.34	83.10	7.70	221.00	6.52	999.00	0.51	0.47	1.76	1.07	7.59	0.84	999.00
259	1200	22.27	23.30	85.00	7.80	223.30	6.55	999.00	0.42	0.49	1.79	1.07	7.80	0.81	999.00
259	1300	22.33	23.50	86.10	8.17	225.10	6.92	999.00	0.49	0.47	1.92	1.23	7.95	0.99	999.00
259	1400	23.03	24.26	87.30	7.98	237.00	6.68	999.00	0.57	0.64	1.90	1.33	9.15	1.14	999.00
259	1500	23.39	25.22	87.20	7.29	238.90	6.06	999.00	0.52	0.75	1.90	1.27	8.47	1.07	999.00
259	1600	24.69	26.46	80.50	4.95	269.20	4.33	999.00	0.66	2.96	4.37	0.75	22.65	0.72	999.00
259	1700	24.57	999.00	73.30	7.04	162.20	6.10	999.00	1.70	999.00	2.44	1.10	165.50	0.93	999.00
259	1800	22.12	23.78	83.60	13.00	349.00	11.15	999.00	1.07	0.44	3.88	2.58	7.71	2.18	999.00
259	1900	20.21	23.70	86.60	12.73	10.06	10.79	999.00	0.54	0.51	2.05	1.42	4.67	1.22	999.00

(Continued)

Table B1 (Continued)

		Mean Values							Standard Deviations						
	time	air T	sea T	RH	RM spd	RM dir	MO spd	GL w22	air T	sea T	RH	RM spd	RM dir	MO spd	GL w22
Day	GMT	C	C	%	m/s	deg	m/s	m/s	C	C	%	m/s	deg	m/s	m/s
259	2000	19.46	23.71	84.10	11.41	16.04	9.67	999.00	0.52	0.55	2.29	0.91	5.01	0.77	999.00
259	2100	18.91	23.68	80.10	11.05	15.87	9.36	999.00	0.48	0.56	1.95	0.94	4.78	999.00	999.00
260	1300	16.63	21.26	65.33	9.65	355.34	8.36	999.00	1.35	0.35	1.51	0.90	8.31	0.75	999.00
260	1400	16.27	21.21	66.23	9.84	350.77	8.57	999.00	0.42	0.47	2.26	0.91	9.62	0.80	999.00
260	1500	15.77	21.21	67.83	10.32	348.68	9.00	999.00	0.44	0.48	1.79	1.04	14.74	0.91	999.00
260	1600	15.74	21.14	68.12	9.08	353.52	7.94	999.00	0.47	0.43	1.78	1.05	52.52	0.91	999.00
260	1700	16.18	21.08	72.70	8.86	349.17	7.77	999.00	0.47	0.46	2.24	0.90	19.76	0.78	999.00
260	1800	16.54	21.09	75.20	8.81	352.35	7.69	999.00	0.48	0.55	1.93	0.93	8.28	0.82	999.00
260	1900	17.08	21.17	75.50	7.90	354.55	6.90	999.00	0.47	0.57	1.82	0.87	10.86	0.73	999.00
260	2000	17.69	21.16	72.40	8.07	357.39	7.02	999.00	0.43	0.54	1.65	0.97	11.59	0.87	999.00
260	2100	18.05	21.25	69.41	7.72	11.59	6.61	999.00	0.43	0.59	2.78	0.92	13.02	0.84	999.00
260	2200	18.11	21.20	69.01	7.42	19.25	6.32	999.00	0.41	0.53	1.66	0.86	7.39	0.71	999.00
260	2300	17.94	21.23	69.26	7.24	29.52	6.14	999.00	0.41	0.55	1.70	0.89	8.10	0.75	999.00
261	0	17.97	21.19	66.70	6.92	43.40	5.82	999.00	0.38	0.57	1.50	0.80	10.63	0.69	999.00
261	100	17.79	21.16	65.72	6.66	49.40	5.61	999.00	0.48	0.55	1.44	0.93	9.10	0.76	999.00
261	200	17.68	21.05	65.13	6.20	57.60	5.19	999.00	0.46	0.43	1.41	0.90	9.95	0.75	999.00
261	300	17.89	21.00	65.20	4.99	67.30	4.18	999.00	0.41	0.45	1.36	1.07	11.95	0.89	999.00
261	400	18.01	20.90	65.05	3.90	62.30	3.33	999.00	0.37	0.39	1.43	1.12	18.26	0.93	999.00
261	500	18.12	20.90	64.64	3.36	71.00	2.88	999.00	0.33	0.42	1.36	0.97	18.96	0.81	999.00
261	600	18.27	20.85	64.42	2.26	78.00	1.99	999.00	0.51	0.27	1.27	0.92	20.55	0.75	999.00
261	700	18.22	20.89	63.75	2.96	99.50	2.56	999.00	0.38	0.42	1.31	0.76	25.34	0.61	999.00
261	800	17.88	20.82	63.86	1.50	80.30	1.40	999.00	0.38	0.37	1.31	0.72	64.97	0.56	999.00
261	900	17.85	20.80	64.16	1.65	7.63	1.56	999.00	0.40	0.17	1.28	0.41	43.24	0.32	999.00
261	1000	17.91	20.81	65.03	3.14	0.73	2.79	999.00	0.36	0.42	1.33	0.58	18.97	0.47	999.00
261	1100	17.99	20.77	65.48	3.61	30.00	3.14	999.00	0.28	0.55	1.38	0.52	11.93	0.41	999.00
261	1200	18.90	20.69	65.54	4.18	51.20	3.56	999.00	0.61	0.64	1.31	0.43	7.53	0.36	999.00
261	1300	19.15	20.65	66.19	4.04	61.00	3.42	999.00	0.44	0.49	1.47	0.45	7.53	0.38	999.00
261	1400	19.20	20.73	67.85	4.35	62.70	3.68	999.00	0.51	0.50	1.45	0.55	6.76	0.47	999.00
261	1500	19.55	20.87	69.42	4.16	76.50	3.52	999.00	0.43	0.28	1.49	0.42	7.44	0.34	999.00
261	1600	19.77	21.00	70.80	4.11	85.00	3.45	999.00	0.42	0.43	1.53	0.50	7.10	0.41	999.00
261	1700	20.05	21.19	71.60	3.09	90.50	2.63	999.00	0.44	0.51	1.49	0.51	9.16	0.35	999.00
261	1800	20.30	21.28	72.30	3.24	92.40	2.74	999.00	0.51	0.42	1.49	0.43	9.23	0.33	999.00
261	1900	20.47	21.66	72.70	3.66	99.40	3.09	999.00	0.40	0.49	1.56	0.41	10.08	0.35	999.00
261	2000	20.74	21.46	72.40	3.90	108.40	3.31	999.00	0.58	0.60	1.53	1.23	12.93	0.35	999.00
261	2100	20.99	21.79	72.80	4.84	112.10	4.07	999.00	0.39	0.18	1.58	0.48	6.95	0.39	999.00
261	2200	21.31	21.85	72.40	5.21	120.70	4.39	999.00	0.46	999.00	1.55	0.43	6.14	0.35	999.00
261	2300	21.03	21.84	73.70	5.90	127.20	4.97	999.00	0.47	0.07	1.69	0.45	6.35	0.38	999.00
262	0	21.01	21.78	75.40	6.34	140.00	5.41	999.00	0.41	0.37	1.64	0.44	6.87	0.37	999.00
262	100	20.52	21.71	77.90	4.84	158.40	4.13	999.00	0.53	0.51	2.15	0.56	6.05	0.47	999.00
262	200	20.32	21.69	81.40	3.96	166.00	3.32	999.00	0.50	0.46	1.72	0.34	5.88	0.26	999.00
262	300	20.17	21.62	85.10	4.22	155.90	3.61	999.00	0.50	0.56	2.18	0.41	5.78	0.30	999.00
262	400	19.95	21.58	86.80	4.75	164.10	3.93	999.00	0.41	0.52	1.85	0.42	6.85	0.31	999.00
262	500	20.46	21.46	87.20	4.78	172.00	3.95	999.00	0.51	0.40	1.83	0.53	8.38	0.44	999.00
262	600	20.85	21.34	86.60	5.04	186.60	4.33	999.00	0.51	0.50	1.94	0.61	7.73	0.47	999.00
262	700	20.56	21.28	86.80	4.48	194.50	3.82	999.00	0.30	0.48	1.66	0.55	7.57	0.42	999.00
262	800	20.60	21.20	87.00	4.13	200.20	3.51	999.00	0.27	0.54	1.57	0.63	8.70	0.52	999.00
262	900	20.84	21.13	86.20	3.81	202.30	3.19	999.00	0.53	0.47	1.85	0.48	9.44	0.35	999.00
262	1000	21.18	21.06	84.50	4.81	198.70	4.09	999.00	0.57	0.44	1.88	0.70	7.28	0.56	999.00
262	1100	20.94	21.05	85.40	4.28	199.70	3.65	999.00	0.51	0.34	1.78	0.54	7.34	0.41	999.00
262	1200	21.08	21.01	86.50	4.20	202.60	3.59	999.00	0.46	0.28	1.91	0.67	7.73	0.54	999.00

(Continued)

Table B1 (Continued)

		Mean Values							Standard Deviations						
	time	air T	sea T	RH	RM spd	RM dir	MO spd	GL w22	air T	sea T	RH	RM spd	RM dir	MO spd	GL w22
Day	GMT	C	C	%	m/s	deg	m/s	m/s	C	C	%	m/s	deg	m/s	m/s
262	1300	21.44	21.04	84.90	5.25	206.90	4.51	999.00	0.51	0.47	1.92	0.62	7.72	0.50	999.00
262	1400	21.68	21.04	83.10	5.44	211.40	4.72	999.00	0.44	0.28	2.03	0.69	9.25	0.55	999.00
262	1500	22.03	21.07	80.80	5.75	216.50	4.94	999.00	0.46	0.34	1.74	0.78	8.22	0.61	999.00
262	1600	22.60	21.14	79.30	5.83	216.40	5.07	999.00	0.51	0.43	1.88	0.81	7.93	0.65	999.00
262	1700	23.41	21.22	77.20	5.68	213.80	5.01	999.00	0.57	0.40	1.79	0.75	8.75	0.59	999.00
262	1800	23.89	21.33	75.70	5.75	229.50	4.89	999.00	0.49	0.50	1.55	0.86	10.50	0.71	999.00
262	1900	24.15	21.46	76.60	4.79	232.70	4.11	999.00	0.59	0.46	1.70	0.70	9.16	0.59	999.00
262	2000	24.26	21.57	79.20	4.48	233.10	3.91	999.00	0.51	0.50	1.81	0.85	10.57	0.73	999.00
262	2100	24.02	21.50	80.30	5.45	241.60	4.50	999.00	0.38	0.36	1.65	0.86	9.17	0.74	999.00
262	2200	23.66	21.51	82.60	3.50	234.40	2.87	999.00	0.50	0.43	1.81	0.93	8.71	0.75	999.00
262	2300	23.58	21.47	84.00	2.43	236.10	1.93	999.00	0.47	0.38	1.76	0.92	12.51	0.70	999.00
263	0	23.25	21.41	85.70	2.20	178.50	1.83	999.00	0.50	0.37	1.82	0.75	12.40	0.55	999.00
263	100	23.22	21.39	85.30	2.89	162.10	2.41	999.00	0.61	0.43	1.82	0.44	14.33	0.35	999.00
263	200	22.63	21.36	87.80	3.93	183.80	3.23	999.00	0.54	0.50	2.07	0.67	7.85	0.56	999.00
263	300	22.45	21.34	89.90	3.29	203.60	2.66	999.00	0.55	0.48	1.85	0.53	9.07	0.45	999.00
263	400	22.07	21.34	93.30	2.89	232.80	2.21	999.00	0.48	0.48	2.03	0.56	14.00	0.48	999.00
263	500	21.87	21.33	94.70	2.00	242.70	1.48	999.00	0.47	0.48	1.82	0.37	15.42	0.31	999.00
263	600	21.84	21.32	94.80	3.07	214.20	2.38	999.00	0.48	0.45	1.74	0.48	9.95	0.41	999.00
263	700	21.83	21.30	94.60	3.26	231.80	2.58	999.00	0.54	0.47	1.82	0.27	6.99	0.22	999.00
263	800	21.62	21.31	95.10	3.45	233.40	2.68	999.00	0.50	0.44	1.53	0.25	6.58	0.24	999.00
263	900	21.57	21.29	95.70	2.76	241.10	2.18	999.00	0.49	0.48	1.78	0.61	9.00	0.49	999.00
263	1000	21.37	21.30	96.10	1.49	271.80	1.19	999.00	0.49	0.44	1.98	0.48	60.28	0.31	999.00
263	1100	21.21	21.27	96.60	1.60	67.00	1.42	999.00	0.37	0.39	1.98	0.56	116.10	0.40	999.00
263	1200	21.36	21.28	96.60	1.31	261.70	1.25	999.00	0.46	0.40	1.86	0.27	51.92	0.22	999.00
263	1300	21.68	21.27	94.30	2.54	75.80	2.15	999.00	0.54	0.37	2.26	0.57	77.60	0.44	999.00
263	1400	22.36	21.40	91.40	3.14	83.40	2.65	999.00	0.49	0.44	1.79	0.24	7.39	0.18	999.00
263	1500	22.32	21.65	91.10	2.94	101.70	2.51	999.00	0.49	0.40	1.70	0.32	6.94	0.26	999.00
263	1600	22.26	21.87	91.20	3.78	102.80	3.19	999.00	0.42	0.45	1.81	0.30	5.31	0.23	999.00
263	1700	22.22	22.10	92.20	3.85	92.50	3.25	999.00	0.44	0.46	1.90	0.29	7.06	0.22	999.00
263	1800	22.13	22.11	92.20	4.79	84.60	4.01	999.00	0.43	0.52	1.89	0.41	5.26	0.34	999.00
263	1900	22.32	22.25	91.80	4.26	102.30	3.59	999.00	0.37	0.34	1.83	0.36	9.66	0.28	999.00
263	2000	22.30	22.34	92.00	3.57	121.50	3.05	999.00	0.33	0.35	1.92	0.50	5.91	0.40	999.00
263	2100	22.25	22.38	92.40	2.88	120.00	2.48	999.00	0.31	0.35	1.85	0.30	10.07	0.22	999.00
263	2200	22.48	22.40	92.00	3.05	129.90	2.62	999.00	0.49	0.53	1.75	0.66	5.88	0.54	999.00
263	2300	22.35	22.38	91.70	3.07	110.20	2.62	999.00	0.36	0.57	1.97	0.38	12.89	0.29	999.00
264	0	22.03	22.31	92.50	3.58	112.90	3.03	999.00	0.47	0.46	1.58	0.30	4.58	0.24	999.00
264	100	21.99	22.27	92.50	3.04	103.70	2.58	999.00	0.43	0.36	1.71	0.28	7.31	0.21	999.00
264	200	22.03	22.22	92.50	3.24	104.70	2.74	999.00	0.46	0.24	1.86	0.57	10.54	0.46	999.00
264	300	21.93	22.11	92.70	3.70	114.20	3.12	999.00	0.49	0.34	1.48	0.40	5.11	0.33	999.00
264	400	21.94	22.07	92.60	3.43	112.40	2.88	999.00	0.50	0.40	1.72	0.32	5.47	0.24	999.00
264	500	21.94	21.93	92.50	3.51	108.20	2.93	999.00	0.45	0.52	1.53	0.40	6.65	0.30	999.00
264	600	21.72	21.84	92.80	3.52	107.90	2.94	999.00	0.52	0.51	1.92	0.25	4.40	0.19	999.00
264	700	21.69	21.72	92.60	4.05	116.70	3.39	999.00	0.52	0.52	1.89	0.28	5.90	0.22	999.00
264	800	21.69	21.65	93.00	3.93	119.50	3.29	999.00	0.51	0.54	1.91	0.25	4.05	0.20	999.00
264	900	21.68	21.61	93.50	3.92	120.10	3.27	999.00	0.49	0.54	1.75	0.32	5.08	0.27	999.00
264	1000	21.74	21.61	93.50	3.71	118.60	3.08	999.00	0.48	0.54	2.03	0.28	5.47	0.23	999.00
264	1100	21.77	21.61	93.30	3.82	118.90	3.16	999.00	0.44	0.51	1.92	0.27	4.11	0.21	999.00
264	1200	22.12	21.60	92.90	3.51	120.00	2.89	999.00	0.58	0.51	1.65	0.36	6.01	0.29	999.00
264	1300	22.47	21.68	92.30	3.27	109.70	2.67	999.00	0.57	0.44	1.84	0.30	3.34	0.22	999.00
264	1400	22.73	21.76	91.70	2.58	121.40	2.14	999.00	0.45	0.51	1.96	0.44	5.01	0.33	999.00

(Continued)

Table B1 (Continued)

		Mean Values							Standard Deviations						
	time	air T	sea T	RH	RM spd	RM dir	MO spd	GL w22	air T	sea T	RH	RM spd	RM dir	MO spd	GL w22
Day	GMT	C	C	%	m/s	deg	m/s	m/s	C	C	%	m/s	deg	m/s	m/s
264	1500	22.75	21.82	91.60	2.58	123.50	2.12	999.00	0.54	0.45	1.88	0.28	7.31	0.23	999.00
264	1600	23.12	22.02	91.00	2.34	115.20	2.00	999.00	0.51	0.29	1.80	0.20	7.23	0.14	999.00
264	1700	23.36	22.30	90.10	2.47	111.00	2.13	999.00	0.48	0.55	1.78	0.40	4.27	0.32	999.00
264	1800	23.62	22.56	89.30	2.92	110.60	2.42	999.00	0.54	0.46	1.86	0.33	7.09	0.23	999.00
264	1900	23.61	22.81	89.70	3.12	88.00	2.55	999.00	0.34	0.59	1.79	0.26	5.41	0.19	999.00
264	2000	23.36	22.58	90.60	3.58	79.70	2.88	999.00	0.63	0.45	1.78	0.33	7.96	0.27	999.00
264	2100	23.42	22.45	90.70	3.72	84.40	2.93	999.00	0.58	0.47	1.69	0.35	7.92	0.29	999.00
264	2200	23.19	22.69	90.70	3.26	68.30	2.57	999.00	0.45	0.52	1.48	0.56	10.91	0.46	999.00
264	2300	23.15	22.64	91.10	3.16	74.30	2.46	999.00	0.40	0.49	1.61	0.36	11.25	0.26	999.00
265	0	23.03	22.57	92.00	3.16	76.70	2.44	999.00	0.29	0.46	2.13	0.35	13.11	0.27	999.00
265	100	23.06	22.56	91.70	2.25	82.90	1.72	999.00	0.18	0.53	2.11	0.76	10.42	0.58	999.00
265	200	22.99	22.54	92.20	1.92	58.00	1.48	999.00	0.29	0.54	2.16	0.56	11.51	0.43	999.00
265	300	22.86	22.43	92.70	2.77	62.40	2.13	999.00	0.57	0.63	1.79	0.42	17.27	0.35	999.00
265	400	22.73	22.26	92.50	4.07	37.88	3.27	999.00	0.43	0.26	1.86	0.41	4.75	0.33	999.00
265	500	22.62	22.19	91.90	4.43	27.87	3.64	999.00	0.47	999.00	1.81	0.59	5.40	0.49	999.00
265	600	22.42	22.20	88.80	6.07	34.67	5.05	999.00	0.53	0.22	2.22	0.52	5.10	0.45	999.00
265	700	22.08	22.19	90.80	6.34	33.37	5.31	999.00	0.49	999.00	2.38	0.52	4.17	0.42	999.00
265	800	21.70	22.15	94.00	5.47	42.30	4.56	999.00	0.48	0.08	1.75	0.41	5.94	0.35	999.00
265	900	21.50	22.10	95.10	6.39	28.88	5.38	999.00	0.49	0.14	1.81	0.73	6.06	0.62	999.00
265	1000	21.34	22.03	94.70	7.51	28.13	6.28	999.00	0.47	0.52	1.85	0.78	4.59	0.67	999.00
265	1100	21.26	22.04	93.10	7.99	35.48	6.66	999.00	0.43	0.34	1.91	0.66	4.58	0.54	999.00
265	1200	21.12	22.02	92.40	7.93	35.58	6.64	999.00	0.45	0.50	1.62	0.65	4.02	0.55	999.00
265	1300	21.20	21.96	92.00	7.05	38.45	5.87	999.00	0.44	0.51	1.90	0.58	4.54	0.48	999.00
265	1400	21.41	21.97	90.80	6.78	30.94	5.70	999.00	0.47	0.53	1.82	0.47	6.09	0.41	999.00
265	1500	21.37	22.06	90.60	6.45	32.51	5.42	999.00	0.45	0.25	1.74	0.55	5.02	0.46	999.00
265	1600	21.28	22.04	91.20	5.69	33.37	4.79	999.00	0.44	0.37	1.89	0.44	6.69	0.37	999.00
265	1700	21.22	22.09	90.90	5.42	27.82	4.61	999.00	0.44	0.19	1.77	0.40	5.98	0.34	999.00
265	1800	21.22	22.15	90.40	5.02	36.21	4.24	999.00	0.45	0.20	1.89	0.55	6.61	0.46	999.00
265	1900	21.28	22.17	90.30	4.93	34.08	4.18	999.00	0.48	0.38	1.78	0.46	5.65	0.38	999.00
265	2000	21.25	22.24	90.50	4.11	33.54	3.51	999.00	0.49	0.39	1.88	0.39	5.59	0.31	999.00
265	2100	21.22	22.24	90.50	4.25	31.61	3.62	999.00	0.49	0.43	1.92	0.44	6.53	0.37	999.00
265	2200	21.18	22.25	90.50	4.09	38.09	3.47	999.00	0.42	0.37	1.81	0.46	6.74	0.37	999.00
265	2300	21.04	22.23	90.20	3.52	61.60	2.99	999.00	0.44	0.32	1.77	0.39	8.10	0.31	999.00
266	0	20.73	22.15	90.20	4.59	59.00	3.86	999.00	0.39	0.11	1.75	0.33	6.75	0.28	999.00
266	100	20.71	22.10	90.20	4.71	73.50	3.97	999.00	0.44	0.30	1.81	0.35	7.93	0.28	999.00
266	200	20.80	22.09	89.70	4.34	90.80	3.65	999.00	0.45	0.27	1.81	0.30	11.05	0.23	999.00
266	300	20.96	22.11	88.30	3.30	121.00	2.81	999.00	0.51	0.43	1.96	0.61	8.12	0.51	999.00
266	400	21.10	22.09	85.90	2.79	124.20	2.42	999.00	0.53	0.44	1.83	0.32	8.38	0.26	999.00
266	500	20.98	22.05	86.90	2.27	122.00	1.99	999.00	0.53	0.41	1.97	0.28	11.79	0.20	999.00
266	600	20.93	22.02	87.60	2.21	129.70	1.95	999.00	0.51	0.31	1.85	0.31	8.66	0.25	999.00
266	700	20.94	22.00	87.90	1.83	113.50	1.62	999.00	0.52	0.33	1.74	0.30	7.33	0.23	999.00
266	800	21.06	21.99	88.40	2.93	135.10	2.55	999.00	0.54	0.41	1.81	0.43	12.25	0.36	999.00
266	900	20.51	21.98	91.60	2.10	146.80	1.59	999.00	0.46	0.40	1.79	0.38	6.60	0.26	999.00
266	1000	20.71	21.93	93.30	1.90	143.70	1.59	999.00	0.47	0.47	1.74	0.35	7.73	0.30	999.00
266	1100	20.53	21.91	94.20	1.07	149.70	0.81	999.00	0.47	0.51	1.80	0.32	16.97	0.17	999.00
266	1200	21.48	21.99	93.20	1.42	189.50	1.22	999.00	0.81	0.38	2.13	0.38	12.16	0.25	999.00
266	1300	21.97	21.99	91.60	2.72	168.50	2.34	999.00	0.48	0.47	1.94	0.67	9.69	0.60	999.00
266	1400	22.87	22.03	89.80	3.61	179.60	3.22	999.00	0.38	0.38	1.94	0.58	7.89	0.49	999.00
266	1500	23.30	22.18	89.20	5.30	180.80	4.68	999.00	0.48	0.38	1.89	0.75	7.39	0.65	999.00
266	1600	24.12	22.33	87.10	4.89	193.00	4.39	999.00	0.54	0.58	2.69	0.74	12.51	0.67	999.00

(Continued)

Table B1 (Continued)

		Mean Values							Standard Deviations						
	time	air T	sea T	RH	RM spd	RM dir	MO spd	GL w22	air T	sea T	RH	RM spd	RM dir	MO spd	GL w22
Day	GMT	C	C	%	m/s	deg	m/s	m/s	C	C	%	m/s	deg	m/s	m/s
266	1700	24.96	22.47	81.20	4.78	199.50	4.30	999.00	0.61	0.54	2.32	0.60	12.04	0.54	999.00
266	1800	25.76	22.43	78.50	4.86	204.90	4.34	999.00	0.65	0.55	1.98	0.73	16.42	0.62	999.00
266	1900	26.45	22.72	75.50	5.49	178.20	4.83	999.00	0.49	0.57	1.69	0.62	8.14	0.56	999.00
266	2000	27.26	22.73	72.90	5.61	188.80	4.96	999.00	0.54	0.31	1.95	0.71	11.00	0.62	999.00
266	2100	27.67	22.63	69.26	6.03	199.40	5.34	999.00	0.53	0.35	1.47	0.77	8.39	0.64	999.00
266	2200	27.41	22.58	69.75	5.79	200.10	5.05	999.00	0.52	0.38	1.79	0.76	8.64	0.64	999.00
266	2300	26.27	22.48	76.40	6.04	192.40	5.18	999.00	0.72	0.65	2.30	0.81	7.10	0.67	999.00
267	0	25.29	22.25	83.50	6.61	188.20	5.69	999.00	0.72	0.23	4.10	0.76	7.39	0.61	999.00
267	100	24.37	22.18	90.00	6.57	186.10	5.65	999.00	0.33	0.20	2.02	0.80	7.89	0.65	999.00
267	200	24.25	22.27	90.70	6.19	196.40	5.34	999.00	0.30	0.37	2.14	0.78	7.47	0.63	999.00
267	300	24.21	22.20	90.60	7.27	200.80	6.27	999.00	0.16	0.33	1.93	0.97	7.50	0.80	999.00
267	400	24.01	22.10	90.30	8.17	203.90	7.02	999.00	0.43	0.52	1.82	0.99	7.16	0.80	999.00
267	500	23.77	22.17	90.90	7.81	206.10	6.65	999.00	0.44	0.58	1.88	0.94	7.34	0.90	999.00
267	600	23.47	22.28	92.00	7.30	209.00	999.00	999.00	0.55	0.54	1.68	0.84	7.95	999.00	999.00
267	700	23.42	22.27	92.30	7.22	212.10	999.00	999.00	0.51	0.56	1.45	0.82	7.92	999.00	999.00
267	800	23.22	22.27	93.10	6.95	209.70	999.00	999.00	0.47	0.60	2.08	0.85	7.18	999.00	999.00
267	900	23.26	22.17	93.00	6.84	216.00	999.00	999.00	0.46	0.54	1.61	1.00	7.85	999.00	999.00
267	1000	23.24	22.26	92.70	7.17	218.00	999.00	999.00	0.51	0.49	1.76	0.87	7.26	999.00	999.00
267	1100	22.99	22.25	92.80	6.52	217.40	999.00	999.00	0.45	0.63	1.75	0.76	7.29	999.00	999.00
267	1200	23.02	22.27	92.50	6.98	218.80	999.00	999.00	0.48	0.60	1.75	0.89	8.14	999.00	999.00
267	1300	23.41	22.30	91.60	7.29	221.20	999.00	999.00	0.57	0.50	2.03	0.94	8.46	999.00	999.00
267	1400	24.15	22.42	90.20	7.23	229.10	999.00	999.00	0.60	0.52	1.95	1.01	8.10	999.00	999.00
267	1500	24.66	22.44	89.00	7.41	230.50	999.00	999.00	0.60	0.57	1.94	1.01	8.23	999.00	999.00
267	1600	25.34	22.53	87.20	6.94	230.60	999.00	999.00	0.58	0.54	1.81	0.89	8.01	999.00	999.00
267	1700	25.80	22.53	87.20	5.89	228.00	999.00	999.00	0.59	0.54	1.74	0.66	7.96	999.00	999.00
267	1800	26.83	22.36	85.70	5.67	220.00	999.00	999.00	0.64	0.55	2.02	0.61	7.44	999.00	999.00
267	1900	27.20	22.00	85.40	4.67	238.50	999.00	999.00	0.50	0.66	1.87	0.67	12.55	999.00	999.00
267	2000	27.58	21.88	83.90	5.07	238.80	999.00	999.00	0.64	0.61	2.81	1.12	11.30	999.00	999.00
267	2100	27.91	22.03	79.90	5.93	232.50	999.00	999.00	0.60	0.66	1.58	0.81	9.67	999.00	999.00
267	2200	27.95	22.16	79.60	5.74	238.10	999.00	999.00	0.53	0.64	1.80	0.94	8.81	999.00	999.00
267	2300	27.28	22.14	82.00	4.82	234.40	999.00	999.00	0.59	0.61	2.06	0.69	8.44	999.00	999.00
268	0	26.30	22.09	86.00	4.10	231.50	999.00	999.00	0.56	0.51	1.86	0.72	9.65	999.00	999.00
268	100	25.96	22.01	87.40	4.70	230.30	999.00	999.00	0.72	0.51	1.79	0.73	8.13	999.00	999.00
268	200	26.01	21.95	86.60	4.24	241.50	999.00	999.00	0.61	0.41	1.88	0.69	9.67	999.00	999.00
268	300	25.34	21.87	88.40	3.59	224.30	999.00	999.00	0.55	0.38	2.05	0.57	19.11	999.00	999.00
268	400	24.87	21.82	91.30	3.78	209.50	999.00	999.00	0.44	0.35	1.71	0.47	7.18	999.00	999.00
268	500	24.79	21.86	91.90	4.92	214.90	999.00	999.00	0.43	0.38	1.87	0.50	6.79	999.00	999.00
268	600	24.81	21.82	91.50	4.78	220.80	999.00	999.00	0.54	0.39	1.90	0.55	10.50	999.00	999.00
268	700	24.68	21.87	91.70	3.79	231.40	999.00	999.00	0.51	0.39	1.95	0.43	9.51	999.00	999.00
268	800	24.40	21.81	92.50	4.28	227.10	999.00	999.00	0.43	0.37	1.74	0.53	7.63	999.00	999.00
268	900	24.27	21.79	92.70	3.93	237.30	999.00	999.00	0.55	0.35	1.59	0.73	10.29	999.00	999.00
268	1000	24.14	21.82	93.50	3.90	231.40	999.00	999.00	0.44	0.37	2.05	0.71	11.90	999.00	999.00
268	1100	24.07	21.78	93.60	4.47	235.30	999.00	999.00	0.45	0.35	1.55	0.56	8.20	999.00	999.00
268	1200	24.16	21.76	93.70	5.20	232.20	999.00	999.00	0.50	0.38	2.04	0.64	8.00	999.00	999.00
268	1300	24.63	21.80	92.80	5.39	241.20	999.00	999.00	0.66	0.51	2.09	0.88	8.47	999.00	999.00
268	1400	25.16	21.92	91.70	5.48	239.90	999.00	999.00	0.62	0.47	1.80	0.77	8.03	999.00	999.00
268	1500	25.82	22.05	90.10	4.38	236.20	999.00	999.00	0.73	0.48	2.07	0.61	8.91	999.00	999.00
268	1600	26.63	22.31	87.60	4.32	227.80	999.00	999.00	0.50	0.52	1.86	0.51	9.22	999.00	999.00
268	1700	27.29	22.41	85.70	4.48	229.60	999.00	999.00	0.48	0.55	1.95	0.52	8.91	999.00	999.00
268	1800	28.19	22.51	82.60	4.04	229.90	999.00	999.00	0.62	0.62	1.84	0.52	8.78	999.00	999.00

(Continued)

Table B1 (Continued)

		Mean Values							Standard Deviations						
	time	air T	sea T	RH	RM spd	RM dir	MO spd	GL w22	air T	sea T	RH	RM spd	RM dir	MO spd	GL w22
Day	GMT	C	C	%	m/s	deg	m/s	m/s	C	C	%	m/s	deg	m/s	m/s
268	1900	29.18	22.46	78.50	3.88	227.10	999.00	999.00	0.61	0.54	2.31	0.53	9.94	999.00	999.00
268	2000	29.75	22.50	75.30	4.25	220.00	999.00	999.00	0.65	0.61	1.54	0.49	7.92	999.00	999.00
268	2100	30.00	22.50	73.80	4.36	218.90	999.00	999.00	0.50	0.45	1.51	0.49	7.66	999.00	999.00
268	2200	30.12	22.75	72.00	4.24	223.20	999.00	999.00	0.65	0.52	1.61	0.69	8.79	999.00	999.00
268	2300	29.17	22.79	73.50	3.08	226.30	999.00	999.00	0.64	0.58	1.93	0.43	8.98	999.00	999.00
269	0	27.86	22.76	76.90	1.66	148.90	999.00	999.00	0.72	0.57	2.47	0.94	56.12	999.00	999.00
269	100	26.13	22.72	86.60	3.29	126.60	999.00	999.00	1.29	0.45	5.86	0.88	12.32	999.00	999.00
269	200	25.02	22.85	93.60	4.41	143.00	999.00	999.00	0.59	0.43	2.00	0.59	6.51	999.00	999.00
269	300	25.58	22.94	91.90	3.38	162.40	999.00	999.00	0.70	0.45	2.52	0.73	11.46	999.00	999.00
269	400	26.56	22.95	88.90	3.82	193.60	999.00	999.00	0.70	0.47	1.98	0.67	13.18	999.00	999.00
269	500	26.40	23.14	88.20	3.24	231.30	999.00	999.00	0.75	0.43	2.19	0.55	8.54	999.00	999.00
269	600	25.77	23.29	90.90	3.05	243.00	999.00	999.00	0.66	0.50	1.86	0.39	8.79	999.00	999.00
269	700	25.82	23.29	91.10	2.81	255.00	999.00	999.00	0.65	0.48	1.82	0.40	8.99	999.00	999.00
269	800	25.80	23.29	90.10	3.04	251.40	999.00	999.00	0.67	0.45	1.86	0.38	11.38	999.00	999.00
269	900	25.24	23.18	92.60	3.48	235.00	999.00	999.00	0.62	0.47	1.96	0.50	9.25	999.00	999.00
269	1000	24.95	23.12	93.40	3.78	232.90	999.00	999.00	0.61	0.51	1.87	0.54	7.77	999.00	999.00
269	1100	25.04	23.02	92.90	3.40	241.80	999.00	999.00	0.60	0.47	1.85	0.46	7.97	999.00	999.00
269	1200	25.46	23.02	92.00	3.25	246.70	999.00	999.00	0.73	0.54	1.86	0.45	8.03	999.00	999.00
269	1300	26.07	22.91	90.10	3.51	244.30	999.00	999.00	0.73	0.43	2.00	0.56	9.36	999.00	999.00
269	1400	26.90	22.96	86.20	3.19	263.60	999.00	999.00	0.56	0.56	2.37	0.60	13.64	999.00	999.00
269	1500	27.71	23.05	82.30	2.47	248.30	999.00	999.00	0.68	0.47	2.10	0.53	15.77	999.00	999.00
269	1600	27.74	22.82	80.40	2.12	32.47	999.00	0.08	0.21	0.17	0.46	0.37	2.20	999.00	0.07
269	1700	27.56	22.99	78.10	2.35	44.90	999.00	0.00	0.73	0.58	2.33	0.65	18.27	999.00	0.02
269	1800	27.49	24.11	79.60	1.81	81.00	1.06	0.01	0.59	0.53	2.44	0.26	21.68	2.01	0.03
269	1900	27.28	24.25	81.70	2.81	137.10	2.27	0.06	0.61	0.55	2.03	0.49	13.36	0.46	0.08
269	2000	28.46	24.74	77.10	3.29	148.80	2.95	0.13	1.09	0.57	3.76	0.54	11.62	0.30	0.12
269	2100	27.91	25.26	82.20	4.76	145.50	3.92	0.20	0.72	0.62	2.45	0.55	5.45	0.34	0.15
269	2200	29.81	25.40	72.70	3.59	181.50	3.24	0.21	1.01	0.62	5.34	0.63	17.32	0.49	0.17
269	2300	29.49	25.47	70.80	3.57	190.20	3.04	0.21	0.70	0.48	1.67	0.30	6.79	0.23	0.14
270	0	29.02	24.99	73.20	3.50	192.40	2.86	0.19	0.68	0.52	2.52	0.36	5.63	0.27	0.11
270	100	28.21	24.41	82.20	3.55	186.50	2.86	0.21	0.67	0.58	4.01	0.48	6.76	0.42	0.10
270	200	27.71	24.20	87.10	3.81	206.50	3.22	0.23	0.54	0.44	1.85	0.51	9.43	0.40	0.20
270	300	27.39	24.03	87.80	4.12	217.20	3.44	0.24	0.46	0.51	1.75	0.90	8.06	0.74	0.23
270	400	27.02	23.97	88.20	4.75	221.80	4.01	0.28	0.63	0.51	1.75	0.56	7.40	0.43	0.25
270	500	26.66	23.88	88.20	5.21	227.10	4.43	0.31	0.62	0.43	1.86	0.75	6.89	0.62	0.25
270	600	26.29	23.78	88.50	5.64	231.60	4.77	0.32	0.62	0.40	1.81	0.75	7.11	0.61	0.29
270	700	25.93	23.72	89.00	5.29	239.30	4.46	0.29	0.59	0.45	1.86	0.90	8.28	0.72	0.28
270	800	25.54	23.59	90.30	4.96	233.90	4.20	0.28	0.59	0.46	1.79	0.64	7.03	0.52	0.25
270	900	25.45	23.53	90.70	5.14	235.20	4.31	0.30	0.58	0.47	1.88	0.79	7.35	0.62	0.26
270	1000	25.41	23.52	90.20	5.07	252.40	4.32	0.20	0.59	0.50	1.89	0.81	9.79	0.69	0.25
270	1100	25.19	23.44	90.10	4.71	254.90	4.00	0.18	0.62	0.39	2.24	0.83	7.95	0.75	0.22
270	1200	25.37	23.35	88.10	4.77	254.10	4.06	0.16	0.61	0.41	1.78	0.70	8.99	0.63	0.23
270	1300	25.65	23.27	87.90	4.91	262.00	4.18	0.09	0.70	0.51	1.86	0.63	9.04	0.57	0.20
270	1400	26.44	23.30	86.40	4.01	276.20	3.50	0.12	0.58	0.52	2.13	0.68	13.23	0.69	0.23
270	1500	27.64	23.34	79.00	2.89	276.00	2.50	0.14	0.81	0.55	3.61	0.79	19.09	0.66	0.25
270	1600	28.40	23.59	71.90	2.35	96.80	2.08	0.07	0.60	0.56	1.83	0.63	134.00	0.52	0.15
270	1700	27.13	23.80	77.00	4.35	12.48	3.42	0.09	0.64	0.49	3.11	1.77	11.26	1.54	0.16
270	1800	25.98	24.25	80.10	8.14	1.99	6.75	0.19	0.32	0.64	1.77	0.69	3.46	0.59	0.23
270	1900	25.75	24.63	80.60	6.76	7.75	5.55	0.15	0.34	0.54	2.13	0.66	3.43	0.52	0.19
270	2000	25.84	24.71	81.30	4.96	5.99	4.07	0.12	0.37	0.44	1.79	0.49	4.28	0.40	0.15

(Continued)

Table B1 (Continued)

		Mean Values							Standard Deviations						
	time	air T	sea T	RH	RM spd	RM dir	MO spd	GL w22	air T	sea T	RH	RM spd	RM dir	MO spd	GL w22
Day	GMT	C	C	%	m/s	deg	m/s	m/s	C	C	%	m/s	deg	m/s	m/s
270	2100	25.83	24.72	81.90	4.48	14.19	3.52	0.05	0.31	0.47	1.64	0.37	6.39	0.28	0.10
270	2200	25.46	24.77	84.10	4.36	37.63	3.32	0.03	0.45	0.57	2.24	0.35	5.35	0.29	0.09
270	2300	24.47	24.73	88.90	2.89	51.50	2.37	0.05	0.64	0.62	2.32	0.77	8.86	0.57	0.11
271	0	23.99	24.78	92.10	1.67	88.50	1.50	0.03	0.57	0.52	1.87	0.35	16.00	0.26	0.07
271	100	23.98	24.77	92.20	1.02	77.90	0.90	0.00	0.57	0.52	1.90	0.25	14.33	0.28	0.04
271	200	24.00	24.71	91.90	1.47	30.79	1.25	0.03	0.55	0.47	2.01	1.30	31.29	1.09	0.12
271	300	23.21	24.70	92.60	5.24	35.91	4.49	0.10	0.77	0.47	2.31	0.90	8.75	0.75	0.19
271	400	22.48	24.67	94.60	4.26	27.06	3.70	0.12	0.51	0.50	1.88	0.50	5.71	0.41	0.20
271	500	22.65	24.61	94.20	5.63	28.86	4.82	0.10	0.57	0.56	1.90	0.51	4.67	0.43	0.19
271	600	22.62	24.52	93.50	6.49	22.54	5.57	0.15	0.56	0.57	1.85	0.58	4.46	0.49	0.23
271	700	22.51	24.41	92.90	6.73	28.57	5.75	0.15	0.56	0.58	1.90	0.62	6.41	0.55	0.23
271	800	22.46	24.33	93.10	6.94	36.49	5.87	0.12	0.56	0.40	1.93	0.47	4.22	0.41	0.23
271	900	22.37	24.33	92.80	7.42	35.25	6.29	0.13	0.55	0.50	1.83	0.75	4.21	0.63	0.24
271	1000	22.25	24.30	92.20	7.64	42.40	6.44	0.11	0.58	0.46	1.91	0.52	5.31	0.45	0.23
271	1100	22.03	24.26	91.50	7.19	48.40	6.03	0.12	0.59	0.39	1.95	0.59	5.38	0.51	0.23
271	1200	22.22	24.19	90.00	7.35	45.90	6.18	0.11	0.59	0.41	1.86	0.70	5.62	0.59	0.23
271	1300	22.03	24.21	90.50	7.61	45.20	6.43	0.10	0.59	0.47	1.88	0.57	4.98	0.48	0.22
271	1400	21.88	24.24	90.00	6.57	38.63	5.58	0.13	0.56	0.46	1.80	0.53	5.43	0.44	0.23
271	1500	22.00	24.26	89.80	6.74	35.49	5.74	0.12	0.56	0.50	1.85	0.50	5.34	0.43	0.23
271	1600	22.08	24.29	89.40	7.28	37.33	6.18	0.14	0.52	0.44	1.83	0.53	4.62	0.44	0.25
271	1700	21.97	24.31	89.10	7.51	32.80	6.37	0.15	0.52	0.49	1.80	0.56	4.89	0.47	0.26
271	1800	21.93	24.40	89.10	7.25	35.98	6.16	0.15	0.50	0.57	1.83	0.50	5.39	0.44	0.26
271	1900	21.91	24.43	88.90	7.22	38.87	6.09	0.14	0.45	0.60	1.85	0.49	6.49	0.42	0.25
271	2000	22.05	24.44	88.20	7.01	40.30	5.93	0.13	0.44	0.59	1.88	0.49	6.34	0.42	0.25
271	2100	22.07	24.47	87.70	6.36	40.90	5.41	0.11	0.45	0.65	1.85	0.49	5.00	0.42	0.24
271	2200	22.01	24.48	87.10	5.81	38.02	4.94	0.12	0.50	0.56	1.80	0.47	5.74	0.41	0.22
271	2300	22.05	24.50	87.50	5.39	27.62	4.65	0.13	0.54	0.64	1.87	0.47	6.10	0.39	0.22
272	0	22.04	24.50	88.20	5.50	16.87	4.77	0.15	0.57	0.56	1.80	0.48	4.71	0.41	0.22
272	100	22.01	24.53	89.10	5.51	19.06	4.80	0.14	0.56	0.53	1.80	0.43	5.07	0.36	0.22
272	200	21.91	24.52	90.10	6.48	25.08	5.58	0.15	0.55	0.53	1.84	0.55	7.16	0.45	0.24
272	300	21.85	24.42	91.40	7.06	34.15	6.03	0.16	0.54	0.57	1.85	0.48	3.98	0.40	0.25
272	400	21.84	24.34	92.00	6.86	37.07	5.83	0.15	0.53	0.47	1.86	0.51	4.53	0.44	0.25
272	500	21.94	24.30	92.50	6.04	47.60	5.12	0.11	0.58	0.41	1.82	0.43	5.38	0.36	0.21
272	600	22.19	24.24	92.70	5.81	58.80	4.87	0.10	0.57	0.46	1.79	0.43	5.81	0.35	0.19
272	700	22.37	24.21	92.50	5.02	60.00	4.24	0.07	0.55	0.43	1.77	0.38	5.27	0.32	0.17
272	800	22.55	24.25	92.50	4.34	50.40	3.70	0.09	0.53	0.34	1.86	0.33	3.77	0.26	0.17
272	900	22.50	24.24	92.70	3.71	47.80	3.18	0.06	0.51	0.49	1.75	0.32	3.99	0.25	0.14
272	1000	22.60	24.23	92.90	2.99	39.36	2.61	0.07	0.56	0.48	1.72	0.44	9.87	0.34	0.13
272	1100	22.71	24.25	93.10	3.66	62.70	3.13	0.06	0.57	0.45	1.92	0.41	9.57	0.32	0.12
272	1200	23.25	24.27	92.70	4.35	88.30	3.71	0.07	0.66	0.45	1.86	0.67	6.53	0.53	0.13
272	1300	23.64	24.27	91.50	3.58	111.90	3.10	0.09	0.67	0.45	1.91	0.30	6.98	0.27	0.13
272	1400	24.14	24.25	90.20	3.37	125.00	2.87	0.13	0.62	0.45	1.86	0.31	5.31	0.24	0.14
272	1500	24.00	24.33	89.80	2.67	128.80	2.33	0.09	0.52	0.42	1.84	0.29	6.13	0.23	0.12
272	1600	24.08	24.39	88.80	2.99	134.30	2.57	0.09	0.56	0.54	2.05	0.55	7.64	0.43	0.13
272	1700	24.34	24.46	86.30	4.23	133.10	3.58	0.12	0.59	0.56	1.90	0.37	6.95	0.29	0.15
272	1800	24.51	24.61	84.30	4.96	130.00	4.17	0.13	0.61	0.66	1.73	0.43	4.51	0.36	0.16
272	1900	24.54	24.68	84.40	5.59	132.00	4.69	0.16	0.36	0.45	1.84	0.45	4.46	0.37	0.19
272	2000	24.69	24.86	84.40	6.15	132.30	5.12	0.19	0.37	0.36	1.82	0.42	4.63	0.37	0.21
272	2100	24.77	24.91	84.20	6.80	137.50	5.72	0.20	0.46	0.48	1.79	0.57	5.19	0.48	0.23
272	2200	24.86	24.91	84.10	7.50	144.60	6.31	0.24	0.49	0.47	1.83	0.50	4.99	0.42	0.25

(Continued)

Table B1 (Continued)

		Mean Values							Standard Deviations						
	time	air T	sea T	RH	RM spd	RM dir	MO spd	GL w22	air T	sea T	RH	RM spd	RM dir	MO spd	GL w22
Day	GMT	C	C	%	m/s	deg	m/s	m/s	C	C	%	m/s	deg	m/s	m/s
272	2300	24.50	24.85	85.20	7.20	149.30	6.08	0.27	0.47	0.38	1.88	0.67	4.85	0.56	0.25
273	0	24.35	24.55	85.20	6.24	157.70	5.30	0.25	0.41	0.49	1.86	0.99	9.14	0.84	0.22
273	100	23.96	24.42	84.60	3.43	171.70	2.80	0.14	0.50	0.58	1.82	0.46	6.57	0.39	0.14
273	200	23.71	24.33	85.50	2.32	169.30	1.79	0.08	0.50	0.39	1.75	0.37	7.87	0.34	0.09
273	300	23.63	24.13	87.20	2.69	170.60	2.12	0.11	0.52	0.57	1.86	0.49	7.97	0.36	0.10
273	400	23.71	23.85	87.40	3.63	184.10	2.71	0.22	0.54	0.38	1.92	0.41	6.29	0.31	0.11
273	500	24.32	23.62	86.10	3.84	196.30	3.27	0.24	0.49	0.53	1.80	0.65	7.06	0.56	0.21
273	600	24.24	23.55	87.00	3.75	201.60	3.21	0.22	0.45	0.52	1.91	0.48	7.60	0.37	0.18
273	700	24.08	23.53	89.20	3.64	191.90	3.07	0.22	0.46	0.50	1.95	0.38	6.98	0.29	0.17
273	800	24.00	23.52	90.90	3.55	185.00	3.00	0.23	0.50	0.48	1.75	0.45	7.24	0.36	0.17
273	900	24.11	23.52	90.90	4.59	187.70	3.91	0.28	0.50	0.53	1.79	0.86	7.46	0.75	0.21
273	1000	24.10	23.50	91.20	3.92	201.90	3.32	0.24	0.46	0.42	1.89	0.59	7.52	0.47	0.20
273	1100	23.84	23.48	92.10	3.63	210.20	3.09	0.21	0.44	0.31	1.75	0.49	7.74	0.38	0.18
273	1200	24.10	23.46	92.90	3.61	222.90	3.09	0.24	0.63	0.32	1.83	0.50	11.40	0.38	0.20
273	1300	24.43	23.51	92.50	4.34	227.60	3.82	0.26	0.56	0.50	2.04	0.72	8.06	0.61	0.26
273	1400	25.04	23.57	91.00	4.97	227.50	4.41	0.31	0.60	0.56	2.05	0.57	8.96	0.46	0.32
273	1500	25.07	23.65	89.50	5.12	236.40	4.56	0.29	0.62	0.50	2.31	0.61	8.62	0.49	0.36
273	1600	25.72	23.78	83.80	5.19	239.70	4.63	0.29	0.72	0.47	2.02	0.72	9.07	0.61	0.39
273	1700	26.39	23.96	80.70	4.57	224.50	4.16	0.34	0.49	0.46	2.11	0.60	11.57	0.50	0.40
273	1800	27.16	24.10	77.00	4.43	213.50	4.01	0.32	0.58	0.52	2.16	0.65	11.42	0.57	0.37
273	1900	27.97	24.99	71.30	3.91	227.80	3.54	0.28	0.61	999.00	1.89	0.58	13.32	0.52	0.35
273	2000	28.58	23.85	68.92	3.77	229.30	3.40	0.20	0.60	0.49	1.76	0.49	9.02	0.44	0.33
273	2100	29.21	23.85	64.94	3.41	223.50	3.10	0.19	0.57	0.54	1.49	0.43	11.37	0.36	0.26
273	2200	29.22	23.79	67.37	2.95	250.60	2.64	0.17	0.70	0.47	1.61	0.57	11.41	0.48	0.21
273	2300	28.10	23.85	69.23	2.97	216.10	2.52	0.19	0.66	0.47	1.76	0.36	14.26	0.26	0.13
274	0	27.34	23.76	73.80	3.83	203.40	3.19	0.23	0.51	0.49	2.34	0.70	6.48	0.59	0.18
274	100	26.19	23.65	84.90	5.59	196.10	4.81	0.32	0.69	0.46	4.03	0.76	7.94	0.65	0.27
274	200	25.40	23.44	89.80	5.38	199.10	4.68	0.33	0.51	0.38	1.88	0.69	7.18	0.56	0.29
274	300	25.33	23.23	90.80	5.66	201.80	4.88	0.31	0.49	0.50	1.99	0.66	6.99	0.52	0.30
274	400	25.43	22.86	91.00	6.16	212.80	5.31	0.34	0.47	0.54	1.87	0.80	7.99	0.64	0.33
274	500	25.24	22.73	90.80	6.35	218.70	5.44	0.35	0.45	0.49	1.79	0.87	7.13	0.70	0.33
274	600	24.90	22.66	91.00	5.68	222.60	4.87	0.34	0.58	0.47	1.81	0.86	7.43	0.69	0.29
274	700	24.77	22.43	91.10	6.17	227.20	5.26	0.35	0.58	0.28	1.93	0.87	7.49	0.69	0.32
274	800	24.54	22.08	91.30	6.29	229.20	5.36	0.38	0.60	0.49	1.90	0.94	7.21	0.74	0.30
274	900	24.32	21.89	91.60	6.26	231.70	5.33	0.38	0.54	0.44	1.86	0.99	7.59	0.79	0.34
274	1000	24.23	21.74	92.00	6.90	236.10	5.84	0.40	0.46	0.48	1.88	0.92	7.43	0.71	0.36
274	1100	24.19	21.68	92.30	5.88	235.40	4.96	0.35	0.48	0.39	2.01	0.84	8.08	0.65	0.32
274	1200	24.31	21.71	92.50	6.33	238.90	5.38	0.36	0.60	0.49	1.79	1.01	8.13	0.81	0.34
274	1300	24.64	21.63	91.80	6.58	239.00	5.65	0.36	0.58	0.50	1.98	1.04	7.89	0.80	0.38
274	1400	25.00	21.63	90.90	7.45	235.90	6.44	0.44	0.62	0.46	1.83	0.96	7.78	0.73	0.43
274	1500	25.14	21.65	90.30	7.44	236.90	6.48	0.44	0.65	0.47	1.94	0.97	8.17	0.77	0.47
274	1600	25.85	21.73	89.30	7.28	237.40	6.42	0.46	0.74	0.38	1.94	0.96	8.20	0.74	0.46
274	1700	27.18	21.77	86.10	7.44	243.70	6.47	0.40	0.69	0.49	2.23	1.19	9.94	0.95	0.47
274	1800	28.34	21.89	81.90	999.00	999.00	5.83	0.32	0.69	0.47	2.39	999.00	999.00	0.87	0.43
274	1900	29.02	21.88	79.10	999.00	999.00	5.35	0.39	0.69	0.51	1.74	999.00	999.00	0.65	0.40
274	2000	29.54	21.76	77.40	5.80	238.60	5.07	0.37	0.51	0.49	1.89	0.84	7.92	0.66	0.38
274	2100	30.09	21.59	67.80	5.90	233.20	5.06	0.33	0.68	0.47	2.70	0.87	7.62	0.70	0.33
274	2200	30.00	21.38	67.75	4.13	243.30	3.45	0.23	0.55	0.44	1.92	0.69	9.82	0.57	0.24
274	2300	28.61	21.36	75.70	3.84	241.50	3.07	0.22	0.69	0.35	2.77	0.52	7.98	0.39	0.19
275	0	27.92	21.34	79.70	3.47	227.40	2.72	0.20	0.64	0.58	1.94	0.54	6.74	0.41	0.14

(Continued)

Table B1 (Continued)

		Mean Values							Standard Deviations						
	time	air T	sea T	RH	RM spd	RM dir	MO spd	GL w22	air T	sea T	RH	RM spd	RM dir	MO spd	GL w22
Day	GMT	C	C	%	m/s	deg	m/s	m/s	C	C	%	m/s	deg	m/s	m/s
275	100	27.44	21.69	84.40	3.63	230.90	2.76	0.21	0.58	0.44	1.76	0.43	7.45	0.34	0.15
275	200	27.23	22.64	84.70	3.74	223.10	2.99	0.23	0.65	0.56	1.81	0.45	10.59	0.34	0.17
275	300	26.74	23.11	87.20	4.10	205.40	3.45	0.25	0.67	0.43	2.04	0.65	7.54	0.53	0.22
275	400	26.47	23.23	89.10	5.95	210.10	5.12	0.35	0.61	0.57	1.89	0.87	7.21	0.72	0.35
275	500	26.31	22.93	90.00	6.44	216.50	5.52	0.39	0.59	0.52	1.74	0.82	7.96	0.64	0.38
275	600	26.16	22.53	89.20	7.20	230.00	6.09	0.41	0.66	0.44	1.84	0.96	7.55	0.76	0.39
275	700	25.79	22.31	89.70	6.71	229.50	5.65	0.39	0.58	0.29	1.74	0.85	7.04	0.67	0.34
275	800	25.68	22.07	89.60	7.11	234.60	5.94	0.39	0.62	0.54	1.82	0.87	7.26	0.68	0.38
275	900	25.48	21.95	89.90	6.41	236.20	5.43	0.38	0.63	0.52	1.75	0.85	7.30	0.67	0.35
275	1000	25.25	21.75	90.30	5.66	232.90	4.80	0.35	0.67	0.39	1.80	0.83	7.68	0.65	0.29
275	1100	25.06	21.42	91.00	6.28	242.30	5.29	0.35	0.63	0.42	1.77	0.97	8.10	0.78	0.35
275	1200	25.15	21.08	91.60	6.07	245.90	5.11	0.32	0.66	0.51	1.95	0.90	8.69	0.72	0.35
275	1300	25.69	20.93	90.10	6.43	249.90	5.46	0.31	0.72	0.50	1.98	1.09	8.47	0.92	0.35
275	1400	26.29	20.96	88.90	6.34	254.20	5.49	0.23	0.68	0.40	1.84	1.11	8.05	0.97	0.31
275	1500	26.47	21.03	88.50	4.73	248.50	4.17	0.24	0.65	0.49	1.77	0.69	9.62	0.60	0.30
275	1600	27.71	21.30	81.00	3.83	277.10	3.37	0.19	0.54	0.54	3.90	0.76	45.21	0.68	0.29
275	1700	26.52	21.53	79.70	3.53	4.52	2.73	0.07	0.85	0.47	2.46	0.59	14.39	0.52	0.10
275	1800	27.41	21.88	73.20	4.74	29.04	4.07	999.00	0.55	0.55	1.82	0.31	4.18	0.21	999.00
275	1900	26.91	22.61	74.60	3.82	37.13	3.08	999.00	0.54	0.53	1.77	0.26	12.38	0.20	999.00
275	2000	26.33	23.14	81.10	3.57	64.10	2.76	0.00	0.46	0.48	3.82	0.32	5.52	0.34	0.03
275	2100	25.88	23.53	86.00	3.19	77.10	2.43	0.01	0.42	0.41	2.04	0.28	7.24	0.22	0.05
275	2200	25.58	23.78	86.60	3.99	91.00	3.13	0.01	0.41	0.58	1.78	0.26	9.80	0.27	0.05
275	2300	25.14	23.87	86.50	3.95	109.60	3.13	0.04	0.39	0.44	1.90	0.25	16.77	0.17	0.08
276	0	24.89	24.06	87.30	4.02	135.70	3.14	0.07	0.42	0.57	1.90	0.40	4.92	0.32	0.09
276	100	24.94	24.08	86.70	3.98	125.90	3.08	0.06	0.62	0.59	2.17	0.49	6.62	0.40	0.09
276	200	24.93	24.07	85.90	3.02	116.70	2.35	0.01	0.60	0.49	1.86	0.41	8.26	0.30	0.04
276	300	24.76	24.10	86.60	3.34	124.00	2.52	0.02	0.49	0.42	1.80	0.45	6.69	0.38	0.05
276	400	24.65	24.01	87.80	3.20	139.80	2.50	0.09	0.49	0.50	1.84	0.35	6.26	0.26	0.09
276	500	24.60	23.96	88.20	2.65	134.40	2.06	0.03	0.47	0.49	1.93	0.36	5.27	0.29	0.06
276	600	24.62	23.82	87.10	2.92	141.40	2.22	0.04	0.37	0.44	2.00	0.30	10.78	0.19	0.06
276	700	24.87	23.79	84.20	3.11	125.20	2.30	0.02	0.44	0.36	1.85	0.41	6.64	0.28	0.05
276	800	24.60	23.54	84.80	2.07	130.50	1.53	0.00	0.35	0.44	1.89	0.29	6.96	0.19	0.01
276	900	24.64	22.73	83.70	2.57	138.00	1.93	0.01	0.45	0.67	1.83	0.32	8.33	0.25	0.03
276	1000	24.42	22.48	85.50	2.14	151.30	1.52	0.00	0.38	0.61	2.00	0.37	12.73	0.30	0.01
276	1100	24.81	21.66	83.10	2.34	204.30	1.84	0.11	0.62	0.61	2.32	0.45	16.99	0.31	0.08
276	1200	25.05	21.48	85.90	1.71	278.60	1.38	0.05	0.39	0.53	1.89	0.45	15.15	0.28	0.08
276	1300	26.09	21.54	84.90	0.56	212.80	0.41	999.00	0.88	0.39	2.20	0.40	45.93	0.28	999.00
276	1400	27.43	21.74	82.50	0.95	126.20	1.00	999.00	1.66	0.55	2.21	0.71	50.91	0.79	999.00
276	1500	25.19	21.95	84.20	2.35	70.00	2.11	999.00	0.70	0.58	2.38	0.51	15.29	0.26	999.00
276	1600	25.47	22.48	81.80	3.06	122.50	2.46	0.01	0.55	0.48	2.84	0.35	6.53	0.19	0.04
276	1700	25.35	22.92	86.50	3.18	134.40	2.51	0.06	0.36	0.53	1.81	0.22	5.01	0.17	0.07
276	1800	25.41	23.72	86.10	4.47	132.30	3.58	0.10	0.43	0.56	1.85	0.81	5.78	0.65	0.12
276	1900	25.37	24.39	84.60	6.00	129.20	4.80	0.13	0.51	0.53	1.76	0.39	4.75	0.32	0.16
276	2000	25.10	24.41	86.50	6.18	139.60	4.93	0.19	0.44	0.43	2.37	0.58	7.17	0.48	0.17
276	2100	25.33	24.41	89.70	6.23	146.40	4.91	0.21	0.58	0.52	1.88	0.53	4.76	0.42	0.17
276	2200	25.62	24.47	90.50	7.18	146.90	5.64	0.23	0.45	0.46	1.86	0.38	5.46	0.34	0.20
276	2300	25.23	24.34	91.60	6.76	154.90	5.34	0.27	0.42	0.42	1.81	0.66	5.89	0.53	0.17
277	0	25.82	24.54	91.70	5.55	170.50	4.59	0.30	0.45	0.15	1.84	0.42	7.01	0.31	0.17
277	100	26.41	24.45	91.10	6.11	184.40	5.25	0.36	0.59	0.56	1.90	0.83	7.60	0.72	0.29
277	200	26.30	24.19	91.10	6.80	193.20	5.88	0.38	0.50	0.39	1.96	0.90	7.90	0.70	0.34

(Continued)

Table B1 (Continued)

		Mean Values							Standard Deviations						
	time	air T	sea T	RH	RM spd	RM dir	MO spd	GL w22	air T	sea T	RH	RM spd	RM dir	MO spd	GL w22
Day	GMT	C	C	%	m/s	deg	m/s	m/s	C	C	%	m/s	deg	m/s	m/s
277	300	26.27	23.79	90.30	7.31	197.40	6.35	0.41	0.46	0.50	1.73	0.89	7.08	0.74	0.39
277	400	26.05	23.57	91.20	6.47	200.60	5.57	0.36	0.41	0.39	1.57	0.73	6.91	0.61	0.34
277	500	26.18	23.42	91.20	6.45	204.00	5.56	0.36	0.56	0.35	1.75	0.80	8.00	0.62	0.36
277	600	26.53	23.30	90.60	7.67	219.20	6.55	0.46	0.37	0.50	1.69	1.02	8.47	0.80	0.43
277	700	26.38	23.14	90.30	7.13	233.40	6.00	0.41	0.48	0.43	1.92	0.90	8.03	0.73	0.39
277	800	26.17	22.99	90.00	6.97	237.30	5.86	0.38	0.60	0.34	1.73	1.00	7.64	0.80	0.38
277	900	25.77	22.82	90.30	6.86	236.30	5.74	0.40	0.58	0.48	1.93	0.84	7.62	0.71	0.36
277	1000	25.64	22.36	90.00	7.08	236.00	5.92	0.41	0.55	0.46	1.81	0.95	7.57	0.74	0.37
277	1100	25.47	21.81	90.00	6.57	240.20	5.53	0.39	0.59	0.48	2.06	0.93	7.66	0.71	0.35
277	1200	25.66	21.43	89.70	7.12	243.20	5.93	0.38	0.56	0.52	1.89	1.08	8.13	0.88	0.38
277	1300	25.69	21.11	89.40	7.87	244.00	5.45	0.39	0.68	0.43	1.83	1.15	8.10	2.70	0.42
277	1400	26.25	20.96	88.10	8.01	245.60	999.00	0.41	0.51	0.42	1.93	1.26	8.61	999.00	0.45
277	1500	26.21	20.99	86.80	7.47	246.50	999.00	0.40	0.49	0.50	1.97	1.11	8.60	999.00	0.44
277	1600	26.91	21.18	84.80	6.70	240.20	999.00	0.43	0.65	0.48	2.13	0.86	8.20	999.00	0.45
277	1700	28.17	21.33	78.20	7.63	235.90	999.00	0.43	0.70	0.47	2.93	0.99	7.97	999.00	0.46
277	1800	29.26	21.41	70.80	9.04	234.80	1.04	0.46	0.72	0.52	2.29	1.09	7.23	2.70	0.50
277	1900	30.07	21.45	66.35	8.97	235.30	7.67	0.50	0.68	0.48	1.83	1.06	7.22	0.86	0.51
277	2000	30.73	21.28	62.27	8.78	231.20	7.55	0.52	0.75	0.49	1.41	1.16	7.45	0.89	0.50
277	2100	31.09	21.21	60.73	7.64	230.50	6.53	0.46	0.47	0.43	1.32	1.15	8.88	0.97	0.44
277	2200	30.78	21.15	63.72	5.87	236.50	4.87	0.33	0.74	0.46	1.89	0.70	8.17	0.53	0.31
277	2300	29.76	21.24	66.96	6.34	243.00	5.13	0.35	0.72	0.46	1.52	0.82	8.77	0.63	0.34
278	0	29.34	21.25	67.63	6.47	236.30	5.16	0.35	0.63	0.55	1.61	0.74	10.33	0.61	0.30
278	100	29.26	22.22	67.07	6.56	223.80	5.42	0.39	0.75	0.47	1.72	0.70	9.03	0.56	0.31
278	200	28.85	22.40	69.54	7.12	226.20	5.91	0.41	0.61	0.37	1.40	0.87	7.71	0.70	0.35
278	300	28.34	22.05	70.80	7.82	233.80	6.44	0.44	0.65	0.54	1.62	0.92	7.79	0.70	0.40
278	400	27.90	21.75	72.20	8.29	232.70	6.88	0.46	0.68	0.53	2.01	0.96	7.62	0.74	0.43
278	500	27.40	21.21	76.00	8.44	231.60	7.06	0.49	0.54	0.50	1.49	1.09	7.77	0.86	0.45
278	600	27.26	21.43	76.80	8.76	240.20	7.34	0.49	0.52	0.56	1.67	1.23	9.10	1.00	0.51
278	700	26.86	21.19	79.40	8.50	244.30	7.02	0.41	0.50	0.60	1.78	1.31	8.51	1.06	0.49
278	800	26.50	20.85	81.00	8.20	244.40	6.78	0.42	0.48	0.48	1.67	1.21	8.57	1.01	0.48
278	900	26.10	20.71	84.10	7.20	245.00	5.95	0.38	0.37	0.50	2.01	1.20	8.49	0.94	0.43
278	1000	25.82	20.63	86.00	7.56	238.50	6.35	0.43	0.72	0.51	1.92	1.12	9.66	0.92	0.43
278	1100	25.92	20.58	86.10	7.38	245.90	6.12	0.38	0.69	0.50	1.75	1.13	8.36	0.91	0.41
278	1200	26.14	20.56	85.70	7.38	249.30	6.09	0.34	0.59	0.49	1.91	1.13	9.17	0.96	0.41
278	1300	26.33	20.55	82.90	6.86	260.30	5.71	0.14	0.57	0.49	1.85	0.98	8.08	0.87	0.29
278	1400	26.77	20.44	80.80	6.47	277.20	5.29	0.15	0.58	0.51	1.74	0.96	11.13	0.90	0.32
278	1500	26.65	20.70	80.20	6.21	303.70	5.47	0.40	0.41	0.41	1.65	0.68	17.71	0.59	0.34
278	1600	25.54	20.62	82.50	6.54	77.20	5.34	0.21	0.87	0.53	2.64	0.50	136.50	0.49	0.27
278	1700	25.00	20.73	83.90	5.89	21.44	4.67	0.01	0.52	0.43	1.91	0.47	6.31	0.39	0.04
278	1800	24.42	21.09	84.10	6.17	26.91	5.00	0.06	0.40	0.38	2.19	0.78	3.14	0.66	0.14
278	1900	24.03	21.27	82.80	6.56	19.58	5.41	0.10	0.45	0.45	1.77	0.57	5.61	0.51	0.16
278	2000	23.90	21.57	82.30	5.84	36.83	4.80	0.05	0.49	0.50	2.58	0.42	5.18	0.36	0.12
278	2100	23.82	21.87	79.00	5.78	41.20	4.80	0.07	0.48	0.61	1.66	0.44	4.50	0.38	0.14
278	2200	23.72	22.74	75.30	5.95	38.78	4.98	0.08	0.40	0.44	2.42	0.36	5.01	0.33	0.15
278	2300	23.26	22.82	77.20	5.76	54.50	4.83	0.05	0.51	0.52	2.87	0.45	10.83	0.39	0.14
279	0	23.15	22.83	79.00	5.52	76.60	4.61	0.07	0.48	0.52	1.78	0.42	6.72	0.36	0.16
279	100	23.07	22.99	81.80	5.25	97.90	4.55	0.11	0.49	0.56	2.45	0.41	8.62	0.37	0.18
279	200	23.14	23.13	85.40	5.53	116.10	4.59	0.12	0.42	0.31	2.15	0.52	7.19	0.42	0.17
279	300	23.09	23.13	87.50	5.08	121.90	4.22	0.11	0.40	0.29	1.91	0.44	6.66	0.36	0.16
279	400	23.11	22.96	87.30	5.34	140.90	4.46	0.15	0.39	0.53	1.91	0.49	8.34	0.41	0.17

(Continued)

Table B1 (Continued)

		Mean Values							Standard Deviations						
	time	air T	sea T	RH	RM spd	RM dir	MO spd	GL w22	air T	sea T	RH	RM spd	RM dir	MO spd	GL w22
Day	GMT	C	C	%	m/s	deg	m/s	m/s	C	C	%	m/s	deg	m/s	m/s
279	500	23.04	22.91	88.90	4.21	164.80	3.57	0.17	0.43	0.60	2.00	0.76	14.24	0.64	0.16
279	600	23.12	22.86	88.50	2.85	232.60	2.32	0.12	0.48	0.45	2.24	1.28	40.32	1.15	0.17
279	700	22.67	22.71	84.70	6.94	291.70	5.95	0.34	0.63	0.57	3.99	1.86	8.86	1.68	0.39
279	800	21.38	21.98	73.10	9.42	298.80	8.26	0.54	0.60	0.61	2.89	1.16	8.87	0.97	0.49
279	900	20.35	21.15	69.73	9.80	302.60	8.63	0.60	0.48	0.50	1.51	1.27	8.47	1.01	0.54
279	1000	19.49	20.84	71.90	9.58	303.50	8.46	0.57	0.58	0.22	2.22	1.11	8.36	0.95	0.50
279	1100	18.84	20.77	75.40	8.53	309.10	7.54	0.53	0.39	0.31	1.60	0.97	10.25	0.82	0.42
279	1200	19.19	20.81	74.90	7.64	309.50	6.71	0.47	0.48	0.29	1.79	0.92	29.10	0.74	0.39
279	1300	18.98	20.79	74.20	6.48	309.80	5.79	0.38	0.44	0.30	1.60	0.71	14.58	0.61	0.33
279	1400	19.91	20.79	70.20	6.99	302.10	6.20	0.43	0.51	0.28	1.73	0.97	61.08	0.83	0.37
279	1500	20.50	20.82	60.90	9.14	287.70	8.02	0.57	0.47	0.28	3.85	1.02	91.90	0.87	0.41
279	1600	20.92	20.78	55.76	8.84	229.70	7.78	0.52	0.45	0.34	1.44	1.20	145.50	1.02	0.40
279	1700	19.74	20.87	68.55	11.70	351.43	10.11	0.40	0.66	0.45	5.51	1.30	6.75	1.15	0.41
279	1800	18.93	20.96	72.20	11.67	356.92	10.11	0.35	0.44	0.43	1.69	1.04	5.54	0.93	0.41
279	1900	18.75	21.00	67.09	12.01	2.65	10.36	0.29	0.40	0.46	2.54	0.88	4.60	0.77	0.39
279	2000	18.77	21.04	57.18	12.13	358.44	10.49	0.32	0.42	0.59	3.83	1.05	5.56	0.88	0.41
279	2100	19.16	21.00	49.99	10.54	1.35	9.13	0.30	0.43	0.57	2.09	1.08	5.40	0.95	0.36
279	2200	19.44	20.95	48.08	8.98	358.82	7.82	0.28	0.42	0.45	1.90	1.00	5.76	0.87	0.34
279	2300	19.12	20.95	46.79	7.93	355.22	6.93	0.23	0.39	0.45	1.59	0.72	10.67	0.63	0.30
280	0	19.12	20.89	44.00	8.09	343.76	7.13	0.32	0.42	0.32	1.98	0.77	22.36	0.67	0.31
280	100	18.97	20.81	41.53	7.74	345.42	6.82	0.29	0.44	0.25	1.33	0.67	20.16	0.59	0.32
280	200	19.01	20.77	42.20	8.10	350.19	7.09	0.30	0.37	0.37	1.33	0.94	26.20	0.80	0.31
280	300	18.99	20.68	41.55	8.39	355.82	7.32	0.26	0.46	0.46	1.41	1.24	4.67	1.06	0.32
280	400	18.85	20.64	44.54	7.96	359.24	6.95	0.27	0.37	0.42	3.09	0.88	7.56	0.76	0.32
280	500	18.48	20.59	48.47	8.54	3.66	7.39	0.22	0.32	0.52	1.72	0.79	6.74	0.70	0.32
280	600	18.18	20.53	48.63	8.22	14.26	7.09	0.20	0.38	0.39	1.53	0.83	7.32	0.74	0.31
280	700	17.94	20.51	49.53	7.66	26.68	6.56	0.15	0.37	0.37	2.00	0.82	7.56	0.72	0.30
280	800	17.67	20.51	51.09	7.16	22.84	6.15	0.16	0.37	0.41	1.68	0.83	7.87	0.73	0.29
280	900	17.42	20.50	52.14	6.38	29.46	5.46	0.16	0.35	0.36	1.47	0.79	9.46	0.69	0.30
280	1000	17.26	20.50	50.90	5.32	38.46	4.54	0.11	0.40	0.37	1.29	0.84	9.90	0.71	0.27
280	1100	17.17	20.49	52.20	5.22	32.21	4.49	0.11	0.45	0.37	1.51	0.83	8.70	0.70	0.28
280	1200	17.09	20.47	52.96	5.45	26.18	4.68	0.14	0.44	0.35	1.33	0.84	8.81	0.71	0.30
280	1300	17.12	20.45	53.05	4.28	31.87	3.71	0.08	0.43	0.32	1.32	0.90	11.27	0.77	0.28
280	1400	17.89	20.44	53.05	4.42	24.55	3.83	0.10	0.49	0.38	1.28	0.81	9.36	0.70	0.27
280	1500	17.31	20.54	54.03	5.07	20.65	4.39	0.11	0.32	0.55	1.22	0.74	8.41	0.64	0.27
280	1600	17.27	20.75	55.34	5.47	20.61	4.74	0.14	0.34	0.46	1.36	0.67	7.21	0.59	0.28
280	1700	17.33	20.99	55.04	4.79	27.25	4.12	0.11	0.36	0.60	1.39	0.73	9.72	0.65	0.28
280	1800	17.49	21.02	54.33	4.53	20.52	3.95	0.14	0.32	0.51	1.27	0.65	9.72	0.56	0.28
280	1900	17.56	21.08	55.21	4.84	23.51	4.17	0.10	0.41	0.57	1.31	0.76	8.54	0.67	0.28
280	2000	17.72	21.10	55.78	4.25	30.27	3.42	0.07	0.41	0.41	1.19	0.79	11.06	1.22	0.26
280	2100	18.23	21.16	55.88	3.30	50.50	2.83	0.05	0.49	0.21	1.39	0.59	18.28	0.49	0.25
280	2200	18.61	21.23	58.80	3.30	77.80	2.84	0.03	0.41	0.39	1.39	0.68	13.55	0.55	0.25
280	2300	17.93	21.19	63.25	3.39	80.20	2.92	0.04	0.40	0.40	2.80	0.64	11.31	0.52	0.25
281	0	17.99	21.18	68.71	3.17	92.10	2.75	0.10	0.38	0.36	1.76	0.63	16.06	0.50	0.24
281	100	18.50	21.17	65.58	3.84	111.50	3.31	0.11	0.43	0.43	2.09	0.62	11.24	0.51	0.25
281	200	18.80	21.14	63.36	4.40	112.60	3.77	0.08	0.36	0.40	1.70	0.54	8.32	0.47	0.21
281	300	18.74	21.09	68.55	4.90	106.20	4.24	0.11	0.41	0.54	1.70	0.56	7.65	0.47	0.23
281	400	18.86	21.11	69.84	4.76	117.80	4.02	0.13	0.38	0.47	1.46	0.54	8.32	0.44	0.24
281	500	19.15	21.12	72.00	4.51	127.70	3.79	0.17	0.43	0.44	1.66	0.56	8.62	0.45	0.22
281	600	19.33	21.19	76.00	4.52	109.70	3.86	0.13	0.41	0.44	2.39	0.53	8.92	0.42	0.20

(Continued)

Table B1 (Continued)

		Mean Values							Standard Deviations						
	time	air T	sea T	RH	RM spd	RM dir	MO spd	GL w22	air T	sea T	RH	RM spd	RM dir	MO spd	GL w22
Day	GMT	C	C	%	m/s	deg	m/s	m/s	C	C	%	m/s	deg	m/s	m/s
281	700	19.47	21.22	79.70	4.84	97.90	4.26	0.12	0.41	0.42	1.85	0.60	6.60	0.50	0.22
281	800	19.67	21.22	81.40	5.75	94.70	5.05	0.09	0.46	0.47	1.74	0.52	6.33	0.44	0.21
281	900	19.90	21.21	82.40	6.15	91.30	5.32	0.12	0.46	0.41	1.79	0.56	6.31	0.48	0.23
281	1000	20.02	21.16	83.20	7.13	93.60	6.21	0.12	0.47	0.41	1.77	0.54	5.73	0.48	0.23
281	1100	20.28	21.10	83.80	7.01	99.50	6.18	0.13	0.49	0.55	1.74	0.50	5.35	0.46	0.22
281	1200	20.62	21.10	84.30	6.80	104.00	5.92	0.12	0.54	0.55	1.77	0.60	5.12	0.50	0.21
281	1300	21.05	21.14	84.50	6.24	101.90	5.51	0.12	0.50	0.33	1.63	0.47	4.96	0.39	0.20
281	1400	21.76	21.17	84.50	6.36	101.80	5.60	0.11	0.59	0.42	1.84	0.52	4.60	0.43	0.19
281	1500	21.68	21.26	85.90	5.89	101.70	5.12	0.10	0.51	0.42	1.90	0.49	5.03	0.43	0.17
281	1600	22.06	21.39	86.00	5.45	117.90	4.45	0.10	0.50	0.52	1.85	0.46	7.28	0.39	0.15
281	1700	22.83	21.51	80.70	6.27	146.60	5.12	0.22	0.78	0.56	7.63	1.78	15.37	1.58	0.26
281	1800	23.60	21.54	71.00	7.92	169.60	6.68	0.40	0.44	0.58	1.72	0.89	6.51	0.77	0.31
281	1900	23.81	21.53	70.80	7.20	172.60	6.13	0.40	0.58	0.47	1.61	1.04	7.78	0.85	0.33
281	2000	999.00	999.00	72.40	999.00	999.00	5.16	0.40	999.00	999.00	3.92	999.00	999.00	2.78	0.36
281	2100	23.93	21.32	70.20	7.97	170.10	6.82	0.37	1.98	1.75	1.71	1.76	26.87	0.96	0.35
281	2200	24.03	21.37	70.60	6.14	173.20	5.24	0.31	0.46	0.39	1.55	0.74	6.09	0.63	0.27
281	2300	23.48	21.36	75.50	6.42	177.60	5.47	0.34	0.62	0.44	2.93	0.74	6.52	0.62	0.30
282	0	22.77	21.37	83.00	5.14	185.20	4.38	0.28	0.47	0.43	3.40	0.65	8.20	0.52	0.24
282	100	22.30	21.31	87.00	4.91	193.30	4.23	0.30	0.49	0.49	1.89	0.52	6.77	0.42	0.25
282	200	21.88	21.30	88.00	4.32	192.90	3.66	0.23	0.43	0.47	1.95	0.51	6.80	0.40	0.19
282	300	21.84	21.29	88.10	3.82	202.60	3.23	0.19	0.37	0.47	1.82	0.59	8.62	0.49	0.19
282	400	21.63	21.23	88.10	2.36	224.70	1.92	0.10	0.47	0.45	1.93	0.38	10.12	0.30	0.09
282	500	21.48	21.35	88.00	1.43	212.70	1.03	0.01	0.46	0.45	1.91	0.24	9.08	0.29	0.03
282	600	21.20	21.44	89.10	1.46	144.90	1.26	0.00	0.48	0.45	1.96	0.45	23.19	0.40	0.01
282	700	21.15	21.50	90.20	1.53	143.10	1.10	0.00	0.43	0.46	1.97	0.41	7.87	0.41	0.01
282	800	21.21	21.42	91.70	0.97	109.30	0.90	999.00	0.41	0.50	1.83	0.26	17.41	0.27	999.00
282	900	21.32	21.28	92.60	1.05	74.30	1.10	999.00	0.50	0.44	1.96	0.28	21.19	0.25	999.00
282	1000	21.31	21.19	93.60	1.77	68.30	1.52	0.00	0.45	0.46	1.97	0.55	24.36	0.39	0.02
282	1100	21.54	21.25	95.40	2.47	50.70	2.16	0.02	0.49	0.45	1.73	0.67	9.81	0.46	0.06
282	1200	21.79	21.29	95.20	3.47	33.70	3.04	0.01	0.46	0.40	1.85	0.73	5.35	0.50	0.05
282	1300	21.95	21.34	94.80	4.58	39.72	3.65	0.03	0.45	0.53	1.88	0.39	3.76	0.33	0.08
282	1400	22.22	21.42	94.80	4.51	63.00	3.56	0.02	0.51	0.46	1.68	0.87	14.19	0.68	0.08
282	1500	22.06	21.47	94.30	4.52	64.00	3.57	0.01	0.53	0.39	1.83	0.61	5.42	0.51	0.04
282	1600	22.60	21.56	94.10	3.02	91.80	2.37	0.01	0.60	0.54	1.56	0.89	10.70	0.73	0.06
282	1700	22.80	21.65	93.50	1.85	62.60	1.55	0.00	0.59	0.43	1.65	0.78	14.76	0.65	0.02
282	1800	22.52	21.76	94.00	2.92	46.80	2.39	0.01	0.44	0.43	1.73	0.41	10.00	0.33	0.03
282	1900	22.72	21.73	93.80	2.23	23.48	1.89	0.02	0.46	0.52	1.89	0.31	15.67	0.23	0.05
282	2000	22.03	21.89	94.20	4.40	352.27	3.89	0.14	0.68	0.61	1.66	1.33	9.43	0.53	0.15
282	2100	21.75	21.99	94.70	4.03	355.94	3.56	0.16	0.44	0.44	2.06	0.42	3.06	0.35	0.15
282	2200	21.57	22.03	95.20	3.57	347.42	3.20	0.14	0.35	0.34	1.99	0.37	41.47	0.31	0.12
282	2300	21.58	21.93	94.80	1.52	143.30	1.41	0.05	0.35	0.39	1.80	0.79	161.90	0.70	0.07
283	0	21.56	21.92	94.60	0.67	139.30	0.71	0.00	0.46	0.51	1.80	0.52	74.80	0.41	0.01
283	100	21.54	21.99	94.80	1.08	176.60	0.94	0.01	0.35	0.43	1.89	0.58	40.58	0.50	0.03
283	200	21.44	21.95	95.10	0.33	10.23	0.43	999.00	0.43	0.47	1.82	0.37	20.12	0.32	999.00
283	300	21.41	21.93	95.30	1.13	116.90	1.08	0.03	1.01	1.04	1.88	1.27	155.50	0.43	0.04
283	400	21.37	21.82	95.40	1.01	299.00	0.67	0.02	0.44	0.41	1.82	0.54	46.10	0.53	0.04
283	500	21.40	21.89	94.40	2.06	272.80	1.63	0.06	0.53	0.33	1.77	0.86	16.13	0.67	0.09
283	600	21.16	21.84	94.50	3.18	291.30	2.72	0.17	1.02	1.00	2.05	1.29	22.68	0.55	0.17
283	700	21.01	21.88	94.60	4.33	301.90	3.82	0.28	0.53	0.43	1.82	0.62	9.29	0.51	0.22
283	800	20.74	21.87	94.80	3.96	310.10	3.48	0.23	0.51	0.44	1.72	0.41	27.05	0.33	0.18

(Continued)

Table B1 (Continued)

		Mean Values							Standard Deviations						
	time	air T	sea T	RH	RM spd	RM dir	MO spd	GL w22	air T	sea T	RH	RM spd	RM dir	MO spd	GL w22
Day	GMT	C	C	%	m/s	deg	m/s	m/s	C	C	%	m/s	deg	m/s	m/s
283	900	20.53	21.81	95.40	4.93	227.80	4.40	0.30	0.97	1.06	1.85	1.62	147.70	0.97	0.22
283	1000	20.71	21.82	96.20	7.36	350.14	6.41	0.27	0.52	0.45	1.83	0.96	19.26	0.80	0.26
283	1100	20.56	21.80	93.40	13.59	14.60	11.49	0.29	0.64	0.47	2.28	2.41	9.54	1.97	0.42
283	1200	19.85	21.68	91.80	15.12	24.95	12.66	0.32	0.52	0.50	1.86	1.27	4.73	1.09	0.48
283	1300	19.66	21.61	91.10	14.60	25.77	12.23	0.31	0.54	0.51	1.86	1.40	4.34	1.23	0.48
283	1400	19.76	21.61	91.20	13.86	22.78	11.67	0.28	0.60	0.51	1.83	1.19	4.25	1.04	0.44
283	1500	19.71	21.65	91.40	13.82	22.55	11.66	0.29	0.58	0.52	1.90	1.16	5.55	0.95	0.43
283	1600	19.53	21.57	91.40	13.65	21.47	11.46	0.25	0.64	0.54	1.95	1.07	5.82	0.95	0.42
283	1700	19.75	21.56	87.90	13.54	41.30	11.18	0.21	0.85	0.51	1.94	1.16	6.04	0.99	0.41
283	1800	19.16	21.46	87.70	13.97	40.30	11.51	0.19	0.78	0.45	1.88	1.07	4.83	0.93	0.40
283	1900	18.55	21.34	89.30	13.61	40.20	11.26	0.24	0.64	0.52	1.97	1.19	4.89	1.02	0.41
283	2000	18.35	21.28	90.70	13.40	42.90	11.07	0.21	0.77	0.35	1.90	1.21	5.91	1.04	0.39
283	2100	18.71	21.19	91.70	14.13	46.40	11.61	0.25	0.60	0.34	1.87	1.36	4.92	1.16	0.43
283	2200	18.04	21.16	91.10	15.23	41.90	12.51	0.26	0.62	0.40	1.89	1.26	5.04	1.10	0.46
283	2300	18.39	21.04	89.70	14.79	41.50	12.21	0.27	0.53	0.44	1.90	1.42	4.77	1.20	0.47
284	0	18.70	20.93	89.20	15.09	41.80	12.46	0.25	0.45	0.40	1.87	1.32	4.78	1.11	0.48
284	100	19.02	20.86	87.40	15.14	41.50	12.50	0.25	0.44	0.49	1.97	1.36	5.10	1.16	0.49
284	200	19.11	20.80	86.10	15.17	44.00	12.49	0.26	0.40	0.50	1.87	1.36	5.18	1.18	0.50
284	300	18.91	20.80	85.40	14.94	47.70	12.31	0.22	0.50	0.41	1.87	1.41	6.42	1.24	0.46
284	400	18.68	20.70	85.00	15.30	43.10	12.67	0.25	0.41	0.44	1.80	1.41	5.47	1.22	0.49
284	500	18.63	20.62	83.80	15.28	42.60	12.61	0.23	0.36	0.50	1.92	1.39	5.16	1.20	0.48
284	600	18.70	20.55	81.50	15.40	40.90	12.73	0.23	0.40	0.47	1.98	1.41	4.59	1.18	0.47
284	700	18.69	20.53	78.10	14.65	42.00	12.10	0.22	0.38	0.43	2.00	1.34	5.13	1.13	0.46
284	800	18.48	20.49	77.30	14.22	40.10	11.80	0.26	0.38	0.40	2.10	1.24	5.46	1.06	0.46
284	900	18.35	20.37	78.80	14.07	36.31	11.73	0.22	0.40	0.44	1.90	1.18	5.13	1.02	0.45
284	1000	18.34	20.30	80.10	13.67	38.40	11.41	0.27	0.43	0.47	2.11	1.24	5.41	1.04	0.47
284	1100	18.39	20.27	81.40	14.27	36.20	11.89	0.25	0.43	0.49	1.88	1.23	4.89	1.07	0.44
284	1200	18.54	20.20	82.40	14.07	37.54	11.73	0.27	0.42	0.45	1.88	1.22	5.30	1.03	0.46
284	1300	18.65	20.15	82.30	13.88	39.46	11.58	0.25	0.43	0.44	1.81	1.18	5.31	1.03	0.45
284	1400	18.86	20.11	83.70	13.98	39.85	11.68	0.22	0.87	0.95	1.79	2.04	11.70	1.12	0.43
284	1500	19.12	20.12	84.40	13.50	38.71	11.28	0.25	0.44	0.48	1.81	1.29	5.31	1.11	0.44
284	1600	19.36	20.16	84.40	13.88	37.94	11.52	0.22	0.43	0.45	1.85	1.19	4.64	1.06	0.41
284	1700	19.34	20.22	84.50	13.43	36.86	11.18	0.22	0.45	0.41	1.83	1.15	4.64	1.00	0.41
284	1800	19.44	20.21	84.40	13.86	35.55	11.50	0.22	0.46	0.44	1.77	1.18	4.43	1.04	0.43
284	1900	19.50	20.21	84.40	13.80	34.53	11.50	0.24	0.47	0.43	1.83	1.12	4.74	0.96	0.43
284	2000	19.39	20.19	84.40	13.35	31.86	11.22	0.21	1.01	1.01	1.88	2.32	13.83	1.11	0.40
284	2100	19.63	20.26	83.80	12.53	31.80	10.55	0.24	0.60	0.59	1.85	1.62	9.36	0.96	0.39
284	2200	19.72	20.29	82.80	11.68	34.72	9.75	0.16	0.45	0.44	1.87	0.86	4.48	0.76	0.31
284	2300	19.78	20.29	82.80	11.78	36.53	9.85	0.16	0.46	0.43	1.91	0.92	4.47	0.80	0.31
285	0	19.63	20.15	84.50	11.05	30.70	9.47	0.19	1.27	1.37	1.82	3.25	21.31	0.96	0.33
285	100	19.74	20.17	84.70	10.92	34.37	9.20	0.18	0.61	0.62	1.77	1.45	9.45	0.73	0.32
285	200	19.71	20.18	85.40	10.76	36.95	9.07	0.14	0.76	0.70	1.88	1.76	11.54	0.70	0.31
285	300	19.81	20.13	85.90	10.26	36.74	8.58	0.14	0.42	0.43	1.90	0.75	5.09	0.67	0.28
285	400	19.82	20.11	86.30	9.57	38.12	8.02	0.14	0.68	0.74	1.87	1.84	12.62	0.69	0.26
285	500	19.92	20.14	86.00	8.83	41.30	7.38	0.14	0.46	0.43	1.85	0.75	4.41	0.64	0.25
285	600	19.92	20.13	86.20	8.48	41.60	7.11	0.10	0.61	0.58	2.00	1.17	9.08	0.51	0.22
285	700	19.91	20.13	86.80	7.92	37.92	6.66	0.10	0.46	0.43	1.80	0.56	5.15	0.49	0.21
285	800	19.89	20.18	86.70	7.57	30.56	6.38	0.14	0.42	0.41	1.87	0.65	4.86	0.54	0.23
285	900	19.94	20.12	86.30	7.52	26.23	6.37	0.12	0.42	0.43	2.03	0.61	6.62	0.52	0.22
285	1000	19.46	20.20	90.10	8.29	20.66	7.09	0.17	0.64	0.58	1.88	1.30	8.81	0.62	0.26

(Continued)

Table B1 (Continued)

		Mean Values							Standard Deviations						
	time	air T	sea T	RH	RM spd	RM dir	MO spd	GL w22	air T	sea T	RH	RM spd	RM dir	MO spd	GL w22
Day	GMT	C	C	%	m/s	deg	m/s	m/s	C	C	%	m/s	deg	m/s	m/s
285	1100	19.28	20.12	90.80	8.92	20.95	7.62	0.15	0.64	0.64	1.84	1.28	8.59	0.58	0.26
285	1200	19.21	20.13	92.20	8.61	19.36	7.38	0.19	0.47	0.42	1.84	0.60	4.94	0.51	0.27
285	1300	19.42	20.14	91.90	9.23	15.10	7.90	0.21	0.44	0.42	1.82	0.66	3.58	0.59	0.29
285	1400	19.70	20.06	91.00	9.76	19.09	8.31	0.17	0.48	0.42	1.82	0.72	4.11	0.62	0.28
285	1500	19.57	20.13	89.60	8.25	14.97	7.09	0.19	0.44	0.48	1.92	0.61	4.78	0.52	0.27
285	1600	19.63	20.24	88.30	8.11	15.54	6.97	0.19	0.44	0.38	2.02	0.58	3.96	0.50	0.26
285	1700	19.78	20.35	86.90	8.18	26.56	6.94	0.17	0.46	0.47	1.95	0.66	8.21	0.56	0.26
285	1800	19.91	20.37	86.30	7.10	30.22	6.02	0.12	0.50	0.42	1.85	0.80	5.94	0.66	0.22
285	1900	20.06	20.47	85.90	5.82	23.51	5.00	0.12	0.49	0.47	1.92	0.47	5.11	0.40	0.20
285	2000	20.13	20.58	86.10	5.19	19.03	4.48	0.14	0.45	0.42	1.83	0.47	7.35	0.39	0.19
285	2100	20.34	20.62	86.00	4.74	10.78	4.13	0.11	0.49	0.30	1.84	0.39	5.31	0.35	0.17
285	2200	20.50	20.58	84.60	4.09	3.58	3.63	0.10	0.71	0.52	1.87	1.57	14.14	0.36	0.16
285	2300	19.66	20.63	83.00	5.30	1.29	4.64	0.16	0.45	0.47	1.79	0.68	11.57	0.56	0.20
286	0	19.50	20.69	83.60	5.87	16.45	5.08	0.15	0.38	0.45	1.86	0.38	4.17	0.34	0.20
286	100	19.48	20.59	85.10	5.51	30.84	4.72	0.09	0.36	0.41	1.86	0.36	8.00	0.32	0.18
286	200	19.45	20.57	87.30	5.44	51.20	4.58	0.08	0.41	0.44	2.06	0.36	4.45	0.32	0.17
286	300	19.36	20.52	90.00	5.36	62.60	4.54	0.07	0.71	0.70	1.87	1.65	14.57	0.32	0.17
286	400	19.52	20.51	90.60	4.91	80.00	4.12	0.08	0.46	0.13	1.88	0.48	4.52	0.38	0.16
286	500	19.65	20.48	90.80	3.59	88.80	3.09	0.08	0.50	999.00	1.81	0.50	6.75	0.39	0.14
286	600	19.75	20.47	91.00	3.09	84.20	2.67	0.03	0.49	999.00	1.84	0.39	8.43	0.34	0.10
286	700	19.79	20.47	91.80	2.48	87.50	2.17	0.04	0.50	0.09	1.88	0.38	8.05	0.29	0.09
286	800	19.77	20.45	92.10	2.72	96.70	2.45	0.04	0.61	0.46	1.87	1.01	11.56	0.25	0.09
286	900	19.92	20.42	91.80	3.12	97.30	2.77	0.04	0.46	0.32	1.75	0.50	6.62	0.42	0.09
286	1000	20.08	20.41	91.50	4.72	109.10	4.01	0.05	0.39	0.33	1.79	0.89	5.46	0.68	0.11
286	1100	20.27	20.41	91.20	5.22	130.10	4.35	0.14	0.32	0.34	1.84	0.38	8.47	0.32	0.17
286	1200	20.60	20.40	91.10	4.19	130.80	3.49	0.09	0.38	0.37	1.84	0.43	6.66	0.35	0.13
286	1300	21.04	20.42	91.00	3.72	137.30	3.08	0.08	0.53	0.44	1.79	0.24	4.86	0.18	0.10
286	1400	21.65	20.50	91.30	4.40	139.30	3.60	0.11	0.51	0.38	1.87	0.40	5.24	0.31	0.13
286	1500	21.58	20.66	91.70	4.33	143.40	3.52	0.12	0.40	0.45	1.92	0.44	4.84	0.35	0.13
286	1600	21.63	20.80	91.80	4.92	141.50	4.07	0.15	0.37	0.57	1.80	0.84	11.13	0.51	0.15
286	1700	21.91	20.90	91.70	5.49	140.60	4.43	0.17	0.44	0.38	2.02	0.49	6.07	0.38	0.17
286	1800	22.09	21.06	92.70	6.77	137.00	5.38	0.19	0.27	0.40	1.80	0.57	4.76	0.48	0.19
286	1900	22.42	21.11	92.70	6.51	139.10	5.07	0.19	0.55	0.33	1.55	0.68	5.19	0.59	0.20
286	2000	22.72	21.14	92.50	7.62	142.00	5.99	0.23	0.55	0.26	1.77	0.70	4.55	0.56	0.21
286	2100	22.92	21.21	92.20	8.27	142.60	6.49	0.24	0.47	0.56	1.77	0.44	4.27	0.37	0.22
286	2200	23.95	21.24	89.90	7.62	154.20	6.13	0.29	0.88	0.55	2.76	0.56	12.90	0.50	0.24
286	2300	24.53	21.17	86.70	7.31	173.30	6.16	0.39	0.49	0.53	1.85	0.57	6.50	0.49	0.27
287	0	24.25	21.10	87.00	7.03	173.00	5.90	0.34	0.45	0.45	1.99	0.67	5.83	0.54	0.28
287	100	24.45	21.03	86.30	7.11	172.10	6.02	0.38	0.67	0.67	1.80	1.32	12.56	0.52	0.28
287	200	24.27	21.02	86.90	6.96	179.10	5.92	0.38	0.45	0.41	1.80	0.77	6.60	0.62	0.29
287	300	24.04	21.02	87.80	7.80	181.50	6.64	0.40	0.48	0.43	1.91	0.94	6.31	0.79	0.35
287	400	23.68	21.00	89.10	8.19	173.80	6.91	0.40	0.46	0.46	1.88	0.79	6.36	0.64	0.31
287	500	23.21	20.97	91.90	8.60	176.50	7.34	0.42	0.41	0.36	2.17	0.98	8.02	0.82	0.36
287	600	22.46	20.96	94.70	7.84	182.10	6.71	0.42	0.58	0.41	1.99	0.91	6.67	0.76	0.37
287	700	22.40	20.98	95.10	7.11	184.50	6.03	0.35	0.41	0.37	1.71	0.73	6.59	0.60	0.33
287	800	22.56	21.00	95.30	6.82	187.00	5.85	0.39	0.40	0.41	1.78	0.73	7.15	0.57	0.34
287	900	22.54	21.01	96.00	5.57	195.70	4.74	0.31	0.38	0.44	1.88	0.65	7.14	0.53	0.28
287	1000	22.83	21.01	96.00	5.81	190.90	4.95	0.32	0.44	0.46	1.89	0.85	7.33	0.74	0.30
287	1100	23.01	21.06	95.50	6.31	193.00	5.38	0.34	0.39	0.47	1.87	0.66	7.14	0.52	0.32
287	1200	23.04	21.08	95.60	6.16	192.70	5.22	0.34	0.41	0.48	1.82	0.72	7.15	0.56	0.32

(Continued)

Table B1 (Continued)

		Mean Values							Standard Deviations						
	time	air T	sea T	RH	RM spd	RM dir	MO spd	GL w22	air T	sea T	RH	RM spd	RM dir	MO spd	GL w22
Day	GMT	C	C	%	m/s	deg	m/s	m/s	C	C	%	m/s	deg	m/s	m/s
287	1300	23.66	21.15	94.20	6.95	198.00	6.01	0.42	0.59	0.62	2.00	1.26	11.28	0.70	0.41
287	1400	25.00	21.20	90.90	8.48	207.00	7.37	0.46	0.77	0.56	2.00	1.60	13.99	0.93	0.55
287	1500	24.71	21.25	90.10	8.83	218.70	7.48	0.50	0.47	0.41	1.64	1.17	7.51	0.94	0.50
287	1600	25.11	21.30	90.20	7.55	223.10	6.33	0.42	0.42	0.46	1.99	1.04	7.64	0.84	0.43
287	1700	25.74	21.38	88.90	7.20	228.20	6.06	0.40	0.49	0.55	1.81	1.00	7.69	0.83	0.41
287	1800	22.66	21.32	91.20	8.48	244.20	7.01	0.39	1.37	0.55	2.25	1.98	11.33	1.63	0.49
287	1900	23.41	21.32	91.90	5.47	211.90	4.66	0.32	0.57	0.56	1.87	1.03	18.41	0.84	0.33
287	2000	23.28	21.28	91.50	7.07	217.40	6.00	0.39	0.73	0.47	1.91	1.47	8.98	1.26	0.41
287	2100	22.09	21.21	94.20	7.63	211.10	6.51	0.46	0.51	0.39	1.89	1.02	8.11	0.83	0.44
287	2200	22.48	21.21	94.20	7.21	216.20	6.14	0.40	0.50	0.45	1.90	0.99	8.62	0.79	0.42
287	2300	22.48	21.21	93.50	7.47	225.70	6.28	0.42	0.41	0.57	1.84	0.92	7.51	0.71	0.39
288	0	22.32	21.21	93.70	6.29	226.60	5.28	0.32	0.42	0.52	1.94	0.78	7.65	0.62	0.33
288	100	22.21	21.20	94.10	6.09	222.40	5.17	0.36	0.42	0.58	1.85	0.80	9.09	0.63	0.34
288	200	21.98	21.19	94.80	5.97	226.50	5.02	0.34	0.51	0.60	1.72	1.21	11.96	0.62	0.33
288	300	22.02	21.16	94.80	6.99	230.30	5.85	0.40	0.40	0.45	1.78	0.88	7.63	0.69	0.37
288	400	21.99	21.14	94.60	5.44	249.30	4.38	0.22	0.40	0.52	2.04	0.98	19.26	0.87	0.30
288	500	21.87	21.10	90.50	6.45	301.80	5.50	0.34	0.42	0.53	3.66	1.15	13.54	1.08	0.33
288	600	20.85	21.06	86.10	6.81	283.90	5.97	0.40	0.52	0.48	1.88	0.95	99.70	0.80	0.29
288	700	19.13	21.04	86.40	10.28	12.83	8.92	0.33	0.75	0.44	1.95	1.22	65.24	1.06	0.37
288	800	17.69	20.99	83.00	10.81	357.48	9.38	0.32	0.44	0.49	2.12	0.83	5.51	0.74	0.38
288	900	16.90	20.94	80.30	10.88	359.40	9.45	0.30	0.35	0.52	1.76	0.84	5.61	0.76	0.38
288	1000	16.45	20.87	79.30	10.92	359.92	9.48	0.34	0.31	0.46	1.76	0.88	5.40	0.78	0.41
288	1100	16.03	20.83	77.60	11.10	0.76	9.60	0.30	0.40	0.53	1.79	1.02	6.44	0.89	0.40
288	1200	15.59	20.77	75.90	10.48	2.54	9.10	0.27	0.40	0.50	1.89	0.95	5.89	0.85	0.41
288	1300	15.40	20.78	75.30	10.00	4.93	8.67	0.25	0.41	0.48	1.75	0.94	6.64	0.83	0.38
288	1400	15.16	20.73	76.30	9.43	9.45	8.16	0.26	0.39	0.41	1.67	0.89	6.94	0.77	0.39
288	1500	14.56	20.71	76.10	9.79	7.44	8.49	0.26	0.38	0.41	1.69	1.07	5.81	0.94	0.39
288	1600	14.19	20.65	75.80	8.86	4.93	7.72	0.25	0.36	0.52	1.62	1.04	6.97	0.90	0.40
288	1700	14.03	20.65	76.20	8.16	9.29	7.12	0.27	0.40	0.53	1.70	0.92	7.46	0.81	0.39
288	1800	13.87	20.66	75.90	6.81	10.29	5.93	0.21	0.34	0.56	1.65	0.94	7.97	0.85	0.37
288	1900	13.78	20.50	75.80	6.81	8.23	5.95	0.22	0.35	0.41	1.64	0.83	8.74	0.73	0.35
288	2000	13.82	20.41	75.00	6.55	6.69	5.73	0.23	0.33	0.43	1.62	0.91	11.30	0.80	0.37
288	2100	13.80	20.42	73.90	6.81	5.72	5.97	0.20	0.33	0.33	1.56	0.87	9.18	0.77	0.35
288	2200	13.92	20.36	71.80	5.93	8.15	5.18	0.18	0.22	0.51	1.61	0.79	8.73	0.70	0.35
288	2300	14.21	20.41	70.20	5.73	6.35	5.03	0.19	0.28	0.52	1.54	0.82	11.35	0.71	0.33
289	0	14.42	20.39	67.79	6.21	356.50	5.47	0.22	0.29	0.52	1.78	1.06	14.23	0.94	0.33
289	100	14.56	20.31	65.91	6.61	356.13	5.84	0.23	0.29	0.46	1.68	0.94	13.54	0.84	0.34
289	200	14.84	20.27	62.02	7.44	2.12	6.49	0.26	0.33	0.43	1.53	0.93	9.15	0.83	0.37
289	300	14.82	20.04	62.14	8.04	10.58	6.99	0.25	0.34	0.42	1.52	0.94	7.21	0.82	0.37
289	400	14.92	19.68	62.24	7.97	19.06	6.87	0.24	0.35	0.38	1.59	0.97	7.50	0.85	0.36
289	500	14.95	19.53	62.24	7.74	19.47	6.69	0.20	0.35	0.49	1.46	0.93	8.02	0.79	0.34
289	600	14.99	19.45	62.60	7.69	22.10	6.62	0.19	0.34	0.47	1.47	0.82	9.58	0.74	0.33
289	700	15.01	19.54	62.41	8.08	22.70	6.91	0.18	0.33	0.44	1.38	0.80	8.21	0.69	0.33
289	800	15.03	19.50	62.51	8.23	18.50	7.07	0.20	0.35	0.48	1.42	0.93	6.99	0.82	0.35
289	900	15.11	19.55	63.26	8.60	21.05	7.40	0.23	0.34	0.50	1.47	0.97	8.16	0.85	0.36
289	1000	15.14	19.40	63.77	9.27	19.84	7.95	0.19	0.35	0.47	1.40	0.98	6.19	0.85	0.34
289	1100	15.34	999.00	64.07	9.39	20.55	8.00	0.18	0.38	999.00	1.41	0.93	7.03	0.81	0.34
289	1200	15.52	999.00	65.79	9.01	20.33	7.73	0.24	0.41	999.00	1.53	0.95	7.24	0.82	0.36
289	1300	15.67	19.30	66.53	9.27	20.20	7.95	0.17	0.33	0.31	1.47	1.02	6.44	0.88	0.34
289	1400	15.91	19.05	67.88	9.60	19.61	8.23	0.22	0.37	0.28	1.50	1.03	7.32	0.89	0.36

(Continued)

Table B1 (Continued)

		Mean Values							Standard Deviations						
	time	air T	sea T	RH	RM spd	RM dir	MO spd	GL w22	air T	sea T	RH	RM spd	RM dir	MO spd	GL w22
Day	GMT	C	C	%	m/s	deg	m/s	m/s	C	C	%	m/s	deg	m/s	m/s
289	1500	15.94	999.00	71.10	10.37	9.44	8.97	0.29	0.39	999.00	3.04	1.10	7.50	0.99	0.39
289	1600	15.70	999.00	999.00	11.45	4.31	9.88	0.32	0.41	999.00	999.00	1.08	7.03	0.80	0.42
289	1700	15.57	999.00	75.50	11.39	1.04	9.90	0.32	1.03	999.00	1.75	1.03	5.71	0.90	0.44
289	1800	15.34	999.00	74.90	11.76	359.05	10.22	0.35	0.41	999.00	1.75	1.00	5.28	0.91	0.44
289	1900	15.22	999.00	71.60	10.97	354.45	9.57	0.34	0.41	999.00	2.30	1.05	5.66	0.94	0.43
289	2000	15.24	999.00	66.40	9.77	356.75	8.54	0.31	0.34	999.00	2.44	0.94	7.02	0.81	0.38
289	2100	15.43	999.00	61.57	9.05	357.89	7.91	0.29	0.41	999.00	1.85	0.77	6.49	0.69	0.37
289	2200	15.47	999.00	60.64	8.71	359.49	7.64	0.29	0.38	999.00	1.57	0.80	6.46	0.70	0.36
289	2300	15.31	999.00	59.55	8.88	350.44	7.80	0.31	0.40	999.00	1.53	0.88	5.92	0.76	0.36
290	0	15.13	999.00	60.94	8.25	38.64	7.29	0.36	0.48	999.00	3.01	0.95	120.20	0.81	0.35
290	100	14.49	999.00	66.60	7.37	224.60	6.50	0.44	0.38	999.00	1.46	0.76	151.10	0.64	0.33
290	200	15.06	999.00	62.47	7.75	31.58	6.81	0.37	0.46	999.00	2.68	0.87	110.90	0.76	0.35
290	300	15.27	999.00	59.09	7.16	355.63	6.28	0.26	0.34	999.00	1.67	0.84	7.85	0.74	0.33
290	400	15.16	999.00	62.32	7.80	1.01	6.80	0.26	0.34	999.00	1.57	0.88	8.13	0.75	0.34
290	500	15.06	999.00	61.67	8.63	7.74	7.50	0.21	0.35	999.00	1.43	0.98	7.33	0.84	0.32
290	600	15.12	999.00	60.45	8.71	5.49	7.54	0.22	0.37	999.00	1.59	0.94	8.07	0.81	0.34
290	700	15.14	999.00	59.83	8.58	2.16	7.51	0.27	0.37	999.00	1.58	0.83	7.63	0.73	0.35
290	800	15.21	999.00	60.62	8.73	10.05	7.56	0.23	0.38	999.00	1.66	1.05	6.93	0.90	0.34
290	900	15.26	999.00	59.05	9.02	6.52	7.81	0.22	0.38	999.00	1.44	0.95	7.54	0.82	0.32
290	1000	15.31	999.00	58.42	9.00	4.97	7.81	0.23	0.39	999.00	1.58	0.98	5.91	0.84	0.34
290	1100	15.26	999.00	58.23	8.77	3.85	7.63	0.22	0.37	999.00	1.55	1.12	7.60	0.98	0.33
290	1200	15.35	999.00	58.64	8.76	0.25	7.62	0.25	0.40	999.00	1.49	1.01	6.07	0.88	0.33
290	1300	15.65	999.00	57.09	8.01	3.33	6.98	0.29	0.39	999.00	1.70	0.95	7.69	0.81	0.34
290	1400	14.08	999.00	72.60	5.96	286.30	5.30	0.38	0.56	999.00	4.24	0.90	89.50	0.75	0.31
290	1500	15.23	999.00	65.86	5.82	120.50	5.13	0.28	0.56	999.00	5.91	1.09	158.00	0.91	0.30
290	1600	15.76	999.00	55.20	6.13	6.86	5.33	0.20	0.37	999.00	1.44	0.85	9.37	0.72	0.28
290	1700	15.81	17.66	54.09	5.75	359.41	5.05	0.20	0.34	0.65	1.33	0.92	9.48	0.80	0.28
290	1800	15.80	18.12	54.36	5.25	354.74	4.62	0.16	0.40	0.43	1.24	0.73	15.16	0.64	0.24
290	1900	15.91	18.05	55.36	4.63	356.59	4.09	0.16	0.39	0.43	1.38	0.70	9.23	0.60	0.25
290	2000	16.21	18.04	53.71	4.63	5.21	4.05	0.16	0.42	0.39	1.43	0.58	6.53	0.51	0.24
290	2100	16.33	18.17	54.33	4.75	14.59	4.15	0.16	0.42	0.27	1.27	0.67	9.14	0.56	0.24
290	2200	16.24	18.18	54.63	4.77	14.95	4.14	0.12	0.43	0.34	1.16	0.76	10.36	0.66	0.23
290	2300	16.09	18.35	54.50	5.22	3.06	4.58	0.17	0.37	0.41	1.49	0.60	8.75	0.50	0.25
291	0	16.09	18.32	55.46	6.06	349.28	5.35	0.22	0.33	0.37	2.06	0.76	6.99	0.69	0.26
291	100	15.43	18.29	63.24	4.78	242.30	4.18	0.26	0.42	0.16	2.94	0.63	139.70	0.55	0.23
291	200	15.06	18.08	67.12	4.39	288.80	3.75	0.22	0.35	0.43	1.61	0.61	91.40	0.49	0.20
291	300	14.89	17.96	73.40	4.58	308.10	3.92	0.24	0.31	0.42	3.25	0.45	40.75	0.36	0.19
291	400	14.70	17.85	76.10	5.34	304.10	4.62	0.28	0.30	0.36	3.63	0.50	62.96	0.42	0.22
291	500	14.27	17.88	74.70	5.79	310.80	4.98	0.31	0.37	0.47	3.35	0.56	38.54	0.43	0.25
291	600	13.57	17.92	80.80	5.52	308.80	4.85	0.29	0.39	0.35	2.12	0.59	36.16	0.47	0.27
291	700	13.32	18.06	82.30	6.00	303.20	5.25	0.32	0.30	0.33	2.11	0.52	66.58	0.40	0.28
291	800	13.32	18.18	83.00	5.93	301.10	5.17	0.31	0.28	0.38	2.34	0.69	70.30	0.56	0.30
291	900	13.21	18.19	83.70	7.50	300.80	6.63	0.42	0.29	0.48	2.18	0.89	71.80	0.72	0.35
291	1000	13.67	18.26	80.80	9.07	217.10	7.98	0.49	0.41	0.39	3.48	0.85	155.20	0.71	0.38
291	1100	14.17	999.00	72.60	10.56	3.79	9.26	0.41	0.42	999.00	2.18	1.11	70.20	0.96	0.41
291	1200	13.72	999.00	76.30	9.41	106.80	8.25	0.41	0.58	999.00	3.54	1.27	158.90	1.05	0.39
291	1300	13.02	999.00	83.40	8.44	294.10	7.44	0.45	0.36	999.00	1.94	0.69	85.70	0.57	0.37
291	1400	14.06	999.00	77.10	10.17	2.85	8.87	0.34	0.44	999.00	3.16	1.09	52.25	0.93	0.39
291	1500	13.96	999.00	75.00	10.48	354.33	9.13	0.32	0.37	999.00	1.72	0.94	5.91	0.81	0.40
291	1600	13.94	999.00	75.10	10.88	350.50	9.50	0.35	0.40	999.00	1.70	0.96	6.71	0.85	0.42

(Continued)

Table B1 (Continued)

		Mean Values							Standard Deviations						
	time	air T	sea T	RH	RM spd	RM dir	MO spd	GL w22	air T	sea T	RH	RM spd	RM dir	MO spd	GL w22
Day	GMT	C	C	%	m/s	deg	m/s	m/s	C	C	%	m/s	deg	m/s	m/s
291	1700	13.90	999.00	75.50	11.28	345.97	9.86	0.44	0.38	999.00	1.70	1.01	8.72	0.91	0.45
291	1800	14.12	999.00	76.40	11.53	348.45	10.06	0.41	0.38	999.00	1.71	1.05	5.53	0.92	0.43
291	1900	14.69	999.00	75.90	11.65	352.65	10.14	0.38	0.39	999.00	1.83	1.05	5.70	0.95	0.43
291	2000	14.70	999.00	77.30	13.30	7.75	11.39	0.34	0.39	999.00	1.91	1.11	4.96	0.99	0.46
291	2100	14.32	999.00	79.40	13.57	5.95	11.66	0.37	0.45	999.00	2.83	1.16	5.41	1.03	0.47
291	2200	14.35	999.00	77.10	13.67	9.46	11.70	0.31	0.49	999.00	2.30	1.10	6.28	0.96	0.45
291	2300	14.82	999.00	71.60	12.77	5.46	10.96	0.34	0.40	999.00	2.16	1.02	6.32	0.92	0.44
292	0	14.86	999.00	69.32	12.60	8.22	10.80	0.32	0.40	999.00	1.87	1.03	7.51	0.93	0.43
292	100	14.94	999.00	68.49	12.49	12.10	10.70	0.28	0.34	999.00	1.98	1.05	6.18	0.94	0.42
292	200	14.88	999.00	65.58	12.97	10.90	11.11	0.33	0.37	999.00	2.22	1.14	5.41	1.01	0.45
292	300	14.67	999.00	63.09	12.89	14.26	11.00	0.31	0.34	999.00	1.71	1.08	6.13	0.96	0.44
292	400	14.60	999.00	63.67	12.27	15.59	10.49	0.25	0.34	999.00	1.73	1.07	5.93	0.97	0.40
292	500	14.54	999.00	64.29	11.44	13.00	9.85	0.25	0.34	999.00	2.18	1.11	6.88	1.00	0.39
292	600	14.42	999.00	68.91	12.48	0.85	10.77	0.34	0.36	999.00	1.75	1.07	4.84	0.95	0.44
292	700	14.60	999.00	68.72	12.45	9.94	10.71	0.34	0.35	999.00	1.83	1.30	7.12	1.13	0.45
292	800	14.39	999.00	67.46	13.07	8.59	11.22	0.35	0.36	999.00	1.75	1.26	5.97	1.12	0.45
292	900	14.26	999.00	64.20	12.60	9.46	10.82	0.32	0.33	999.00	1.95	1.20	7.59	1.07	0.44
292	1000	14.13	999.00	61.61	11.44	14.65	9.79	0.27	0.34	999.00	1.77	1.54	7.66	1.36	0.41
292	1100	14.36	999.00	62.20	11.13	9.11	9.55	0.27	0.33	999.00	1.57	1.21	6.26	1.06	0.40
292	1200	14.20	999.00	68.08	11.69	5.90	10.07	0.33	0.41	999.00	4.46	1.24	9.74	1.10	0.43
292	1300	14.02	999.00	71.30	11.95	0.69	10.36	0.32	0.34	999.00	1.64	1.08	6.02	0.97	0.42
292	1400	13.92	999.00	71.40	12.73	357.80	11.01	0.38	0.43	999.00	1.78	1.09	5.61	0.96	0.45
292	1500	13.74	999.00	70.60	11.98	357.29	10.37	0.32	0.35	999.00	1.63	1.18	5.17	1.05	0.42
292	1600	13.71	999.00	71.00	11.88	352.79	10.31	0.42	0.34	999.00	1.97	1.04	6.04	0.93	0.45
292	1700	13.72	999.00	74.90	12.53	352.14	10.92	0.39	0.38	999.00	1.72	1.06	4.65	0.91	0.45
292	1800	13.85	999.00	76.20	12.92	351.10	11.22	0.41	0.36	999.00	1.68	0.96	5.43	0.89	0.45
292	1900	13.98	999.00	76.40	12.47	353.17	10.87	0.39	0.35	999.00	1.69	0.99	5.19	0.89	0.46
292	2000	14.21	999.00	76.00	11.81	357.93	10.27	0.38	0.33	999.00	1.82	1.07	5.46	0.96	0.43
292	2100	14.32	999.00	69.05	10.43	2.92	9.08	0.33	0.36	999.00	3.20	0.94	5.94	0.84	0.39
292	2200	14.32	999.00	65.33	8.91	359.71	7.75	0.26	0.34	999.00	1.64	0.97	7.03	0.82	0.35
292	2300	14.14	999.00	65.52	8.64	353.45	7.57	0.30	0.33	999.00	1.62	0.98	7.60	0.85	0.35
293	0	13.61	999.00	65.24	7.36	109.80	6.49	0.39	0.51	999.00	1.77	1.01	161.10	0.87	0.33
293	100	13.07	999.00	68.01	5.99	248.10	5.28	0.34	0.39	999.00	1.92	0.81	135.20	0.66	0.28
293	200	14.10	999.00	65.51	6.93	359.76	6.06	0.25	0.34	999.00	1.78	0.78	37.94	0.72	0.34
293	300	14.23	999.00	64.04	7.13	359.37	6.25	0.25	0.33	999.00	1.71	0.77	20.34	0.68	0.30
293	400	13.62	999.00	66.25	5.95	120.60	5.21	0.32	1.01	999.00	5.75	1.33	155.70	1.17	0.30
293	500	11.97	999.00	76.40	5.39	309.40	4.60	0.28	0.30	999.00	2.04	0.58	18.48	0.44	0.25
293	600	11.60	999.00	76.00	5.19	309.20	4.45	0.27	0.31	999.00	1.97	0.64	16.16	0.49	0.27
293	700	11.46	999.00	79.30	5.11	307.60	4.46	0.28	0.26	999.00	1.78	0.69	8.57	0.57	0.28
293	800	11.53	999.00	78.00	5.81	309.90	5.04	0.32	0.25	999.00	1.67	0.61	11.79	0.46	0.29
293	900	11.41	999.00	78.80	5.87	309.60	5.10	0.33	0.31	999.00	1.63	0.64	9.59	0.47	0.29
293	1000	10.77	999.00	79.00	5.67	303.60	4.91	0.32	0.39	999.00	1.71	0.66	8.66	0.51	0.31
293	1100	10.15	999.00	83.10	5.90	305.10	5.07	0.33	0.29	999.00	2.18	0.72	8.61	0.55	0.32
293	1200	9.80	999.00	87.40	6.10	307.50	5.27	0.34	0.34	999.00	1.93	0.69	11.32	0.53	0.32
293	1300	10.80	999.00	86.30	6.08	310.10	5.41	0.33	0.62	999.00	1.90	0.59	30.05	0.49	0.31
293	1400	12.94	999.00	84.00	5.69	297.70	5.08	0.32	0.48	999.00	2.26	0.69	75.00	0.56	0.27
293	1500	14.14	999.00	76.80	6.81	75.60	6.06	0.35	0.49	999.00	3.41	0.61	154.10	0.53	0.31
293	1600	15.11	999.00	65.41	7.98	18.17	6.99	0.29	0.44	999.00	4.35	0.96	96.60	0.84	0.35
293	1700	15.26	999.00	59.85	8.23	350.32	7.19	0.25	0.34	999.00	1.72	0.81	5.44	0.71	0.30
293	1800	15.41	999.00	59.65	7.79	356.24	6.80	0.24	0.41	999.00	1.48	0.63	4.77	0.55	0.28

(Continued)

Table B1 (Continued)

		Mean Values							Standard Deviations						
	time	air T	sea T	RH	RM spd	RM dir	MO spd	GL w22	air T	sea T	RH	RM spd	RM dir	MO spd	GL w22
Day	GMT	C	C	%	m/s	deg	m/s	m/s	C	C	%	m/s	deg	m/s	m/s
293	1900	15.62	999.00	56.60	7.19	8.59	6.24	0.18	0.37	999.00	1.83	0.54	8.28	0.49	0.26
293	2000	16.01	999.00	58.93	7.06	10.34	6.12	0.16	0.37	999.00	2.25	0.50	4.19	0.44	0.24
293	2100	16.13	999.00	59.37	7.06	8.00	6.11	0.19	0.36	999.00	2.21	0.50	5.50	0.46	0.25
293	2200	16.11	999.00	59.12	7.17	8.43	6.21	0.19	0.41	999.00	2.02	0.52	4.40	0.46	0.26
293	2300	15.97	999.00	57.10	6.27	22.69	5.41	0.14	0.38	999.00	1.62	0.70	5.16	0.60	0.22
294	0	16.04	999.00	58.49	5.40	14.75	4.69	0.14	0.34	999.00	1.39	0.41	5.76	0.35	0.20
294	100	16.16	999.00	59.68	5.02	3.18	4.38	0.15	0.31	999.00	1.40	0.45	6.16	0.39	0.19
294	200	15.54	999.00	63.68	4.23	162.30	3.56	0.17	0.73	999.00	4.30	0.43	165.60	0.45	0.17
294	300	14.37	999.00	78.20	3.86	260.70	3.16	0.16	0.27	999.00	2.94	0.40	126.30	0.30	0.15
294	400	14.10	999.00	80.80	3.68	289.40	3.01	0.17	0.44	999.00	2.85	0.59	84.60	0.46	0.17
294	500	13.58	999.00	84.50	3.24	307.10	2.66	0.14	0.39	999.00	2.13	0.52	42.80	0.38	0.13
294	600	12.96	999.00	88.60	2.80	308.60	2.32	0.11	0.31	999.00	1.71	0.40	19.26	0.28	0.12
294	700	12.47	999.00	87.80	3.44	298.00	2.73	0.16	0.30	999.00	2.83	0.45	8.39	0.31	0.15
294	800	12.37	999.00	83.50	3.83	295.70	3.02	0.18	0.37	999.00	1.83	0.38	8.00	0.34	0.15
294	900	11.91	999.00	83.50	4.49	294.30	3.56	0.20	0.31	999.00	1.79	0.44	8.17	0.37	0.18
294	1000	11.66	999.00	82.70	4.88	293.90	4.01	0.22	0.27	999.00	1.75	0.47	7.82	0.40	0.20
294	1100	11.42	999.00	83.00	4.66	291.90	3.75	0.19	0.26	999.00	1.78	0.45	7.46	0.36	0.18
294	1200	11.28	999.00	81.50	4.37	292.30	3.58	0.22	0.31	999.00	1.75	0.48	8.30	0.36	0.19
294	1300	12.07	999.00	80.50	4.02	302.10	3.57	0.20	0.41	999.00	2.08	0.56	8.80	0.44	0.24
294	1400	13.46	999.00	73.90	4.23	302.70	3.81	0.25	0.46	999.00	2.69	0.55	8.49	0.43	0.23
294	1500	14.30	999.00	65.65	3.93	293.20	3.56	0.23	0.55	999.00	2.98	0.49	81.60	0.42	0.22
294	1600	15.36	999.00	59.35	4.37	45.80	3.90	0.16	0.41	999.00	2.17	0.58	128.60	0.49	0.20
294	1700	15.62	999.00	61.36	4.31	353.60	3.82	0.14	0.44	999.00	1.85	0.64	5.45	0.55	0.18
294	1800	16.29	999.00	59.59	2.60	11.01	2.32	0.07	0.27	999.00	1.49	0.45	6.86	0.37	0.14
294	1900	16.65	999.00	56.61	2.77	25.74	2.42	0.06	0.34	999.00	1.70	0.28	7.29	0.21	0.14
294	2000	17.08	999.00	55.29	3.09	52.80	2.65	0.02	0.34	999.00	1.23	0.43	8.09	0.34	0.11
294	2100	17.48	999.00	56.51	1.87	45.70	1.66	0.02	0.44	999.00	1.23	0.38	6.99	0.29	0.10
294	2200	17.45	999.00	56.89	1.66	52.90	1.47	0.02	0.42	999.00	1.11	0.29	11.10	0.22	0.09
294	2300	16.47	999.00	58.07	1.20	125.10	1.12	0.01	0.40	999.00	1.22	0.28	22.70	0.22	0.05
295	0	16.01	999.00	61.88	1.37	180.70	1.24	0.01	0.40	999.00	2.01	0.26	15.03	0.20	0.04
295	100	15.87	999.00	63.53	1.41	169.90	1.23	0.01	0.40	999.00	1.73	0.24	8.50	0.15	0.03
295	200	15.78	999.00	62.87	2.13	179.20	1.79	0.08	0.38	999.00	1.64	0.41	11.43	0.32	0.08
295	300	14.74	999.00	74.20	3.74	206.00	2.89	0.20	0.56	999.00	10.64	0.41	7.57	0.31	0.13
295	400	14.20	999.00	86.50	3.19	228.30	2.47	0.15	0.25	999.00	2.15	0.42	9.18	0.34	0.12
295	500	14.13	999.00	84.10	3.41	222.20	2.64	0.15	0.23	999.00	1.76	0.38	7.72	0.31	0.12
295	600	14.05	999.00	85.20	4.04	214.00	3.14	0.19	0.17	999.00	1.99	0.43	6.05	0.36	0.14
295	700	14.11	999.00	86.60	4.20	217.20	3.23	0.23	0.22	999.00	2.15	0.32	6.56	0.28	0.14
295	800	13.95	999.00	88.90	3.95	227.20	3.08	0.22	0.34	999.00	1.89	0.29	6.54	0.25	0.12
295	900	13.80	999.00	89.90	3.82	226.20	3.01	0.22	0.31	999.00	1.83	0.40	6.40	0.33	0.12
295	1000	13.76	999.00	89.20	3.98	230.00	3.12	0.20	0.30	999.00	1.74	0.39	7.41	0.34	0.14
295	1100	13.85	999.00	90.60	2.72	245.70	2.17	0.12	0.32	999.00	1.80	0.67	8.71	0.47	0.11
295	1200	14.02	999.00	90.00	2.35	238.80	1.87	0.07	0.39	999.00	1.87	0.31	10.69	0.21	0.08
295	1300	15.12	999.00	89.80	2.24	233.90	1.91	0.11	0.49	999.00	1.87	0.36	10.94	0.26	0.13
295	1400	16.34	999.00	87.00	3.39	233.30	3.02	0.16	0.51	999.00	2.56	0.56	9.05	0.44	0.22
295	1500	16.91	999.00	73.70	3.97	252.00	3.47	0.15	0.37	999.00	4.00	0.63	9.64	0.56	0.27
295	1600	17.58	999.00	65.16	3.92	249.30	3.49	0.16	0.48	999.00	3.61	0.58	9.34	0.51	0.29
295	1700	18.42	999.00	57.41	3.70	244.80	3.36	0.24	0.42	999.00	2.60	0.65	9.64	0.53	0.34
295	1800	19.29	17.63	45.64	3.96	234.60	3.59	0.25	0.53	0.23	2.73	0.51	10.31	0.44	0.31
295	1900	20.18	17.76	40.65	3.68	234.70	3.34	0.23	0.55	0.33	1.42	1.27	17.56	0.42	0.29
295	2000	20.94	17.88	41.62	3.09	208.30	2.79	0.16	0.63	0.41	1.02	0.45	13.31	0.37	0.21

(Continued)

Table B1 (Continued)

		Mean Values							Standard Deviations						
	time	air T	sea T	RH	RM spd	RM dir	MO spd	GL w22	air T	sea T	RH	RM spd	RM dir	MO spd	GL w22
Day	GMT	C	C	%	m/s	deg	m/s	m/s	C	C	%	m/s	deg	m/s	m/s
295	2100	21.65	18.07	39.82	3.12	192.50	2.83	0.18	0.63	0.62	0.96	1.06	13.41	0.33	0.16
295	2200	19.11	17.59	71.40	3.65	159.30	3.02	0.12	0.74	0.41	11.72	0.34	9.97	0.35	0.13
295	2300	18.76	17.52	66.17	3.84	174.60	3.08	0.15	0.52	0.34	7.29	0.52	4.74	0.35	0.10
296	0	18.64	17.44	63.82	4.66	194.00	3.71	0.23	0.50	0.32	2.33	0.49	8.57	0.43	0.17
296	100	17.95	17.49	68.75	4.58	207.40	3.69	0.22	0.55	0.39	1.92	0.45	6.81	0.34	0.19
296	200	17.19	17.49	70.80	4.91	206.20	4.05	0.24	0.32	0.34	1.92	0.46	6.15	0.35	0.20
296	300	16.97	17.47	69.79	5.20	206.40	4.26	0.25	0.32	0.22	1.42	0.48	6.21	0.36	0.21
296	400	16.92	17.48	70.60	5.40	210.20	4.39	0.24	0.38	0.23	1.69	0.53	6.46	0.45	0.20
296	500	16.47	17.39	77.40	3.89	220.30	3.08	0.18	0.22	0.29	2.56	0.43	8.47	0.33	0.17
296	600	16.13	17.40	79.90	4.79	224.30	3.85	0.25	0.37	0.21	1.67	0.44	6.06	0.36	0.17
296	700	15.97	17.33	81.30	5.07	231.40	4.03	0.27	0.39	0.35	1.88	0.49	6.12	0.42	0.17
296	800	15.82	17.32	83.30	4.94	232.10	3.95	0.25	0.40	0.34	1.79	0.73	6.30	0.57	0.19
296	900	15.70	17.41	85.20	3.20	223.30	2.63	0.17	0.30	0.32	1.82	0.43	8.40	0.29	0.17
296	1000	15.98	17.37	83.10	4.80	234.80	3.87	0.27	0.31	0.32	2.13	0.93	9.10	0.69	0.29
296	1100	15.88	17.37	82.50	5.02	238.70	4.00	0.24	0.27	0.34	1.55	0.78	8.25	0.61	0.27
296	1200	15.87	17.33	84.10	4.79	232.50	3.84	0.24	0.32	0.38	1.81	0.63	7.83	0.46	0.25
296	1300	16.48	17.44	82.80	4.82	230.40	4.03	0.25	0.35	0.41	1.91	0.69	8.28	0.54	0.26
296	1400	17.35	17.45	80.00	4.60	225.70	4.09	0.27	1.18	1.16	2.24	1.84	26.94	0.63	0.29
296	1500	17.87	17.66	73.50	5.47	228.40	4.81	0.27	0.52	0.49	2.58	1.39	16.01	0.50	0.34
296	1600	18.72	17.85	67.95	5.99	238.60	5.16	0.31	0.50	0.32	1.88	0.72	7.87	0.57	0.37
296	1700	20.03	17.99	64.85	4.75	236.30	4.26	0.28	0.49	0.18	1.43	0.93	8.15	0.75	0.34
296	1800	20.72	18.19	65.79	4.12	231.50	3.68	0.25	0.49	0.36	1.35	0.51	7.90	0.41	0.29
296	1900	21.81	18.35	63.45	4.24	225.80	3.40	0.21	0.54	0.41	1.78	5.34	9.81	0.36	0.25
296	2000	22.77	18.40	60.36	3.82	227.00	3.31	0.22	0.52	0.42	1.41	0.50	9.03	0.40	0.23
296	2100	22.88	18.33	60.19	3.24	230.80	2.79	0.17	0.50	0.30	1.40	0.54	8.69	0.42	0.18
296	2200	21.72	18.26	63.69	3.34	216.30	2.79	0.19	0.65	0.44	1.26	0.49	8.26	0.36	0.15
296	2300	21.08	18.16	64.30	4.49	213.30	3.61	0.24	0.54	0.46	1.49	0.60	8.03	0.48	0.18
297	0	20.65	18.41	64.44	6.03	202.20	5.05	0.32	0.38	0.38	2.44	0.71	7.46	0.58	0.28
297	100	19.86	18.31	65.16	5.69	212.20	4.74	0.29	0.58	0.15	2.33	0.69	7.19	0.54	0.29
297	200	18.91	18.12	72.80	5.55	218.40	4.58	0.28	0.37	0.39	1.97	0.63	8.59	0.49	0.28
297	300	18.21	17.94	74.70	5.78	235.70	4.65	0.31	0.47	0.41	2.10	0.72	8.01	0.55	0.30
297	400	17.65	17.90	78.60	6.15	235.70	4.99	0.33	0.42	0.40	1.77	0.69	7.30	0.54	0.31
297	500	17.19	17.95	81.80	4.74	230.20	3.84	0.24	0.43	0.46	2.14	0.70	7.57	0.57	0.23
297	600	16.64	17.98	86.00	4.05	222.30	3.32	0.20	0.24	0.41	1.51	0.44	7.29	0.32	0.19
297	700	16.46	17.90	87.40	3.78	225.00	3.05	0.20	0.32	0.43	1.71	0.54	8.41	0.42	0.20
297	800	16.27	17.90	87.50	4.47	215.90	3.75	0.23	0.29	0.44	1.77	0.51	7.55	0.38	0.21
297	900	16.06	17.87	87.70	4.28	224.70	3.56	0.22	0.39	0.37	1.79	0.59	7.74	0.44	0.23
297	1000	15.77	17.82	89.40	3.90	231.90	3.20	0.18	0.29	0.32	1.80	0.55	9.99	0.41	0.18
297	1100	15.87	17.79	91.00	4.43	255.30	3.54	0.11	0.39	0.27	1.80	0.46	9.84	0.46	0.15
297	1200	15.58	17.82	89.10	3.51	277.00	2.69	0.04	0.33	0.38	1.98	0.64	10.34	0.61	0.12
297	1300	15.77	17.87	88.00	2.84	299.90	2.47	0.13	0.41	0.44	1.91	0.47	13.67	0.38	0.17
297	1400	17.34	17.87	86.70	3.58	140.40	3.22	0.15	0.67	0.42	1.80	0.93	167.70	0.78	0.15
297	1500	18.56	17.98	83.50	5.49	353.56	4.81	0.18	0.33	0.48	2.14	0.42	4.73	0.38	0.20
297	1600	18.43	18.07	83.10	6.28	359.17	5.48	0.19	0.29	0.30	1.78	0.53	4.13	0.48	0.22
297	1700	18.29	18.17	83.50	6.68	3.59	5.79	0.18	0.35	0.29	1.81	0.76	3.64	0.66	0.23
297	1800	18.25	18.26	85.80	5.47	6.45	4.76	0.13	0.41	0.43	1.77	0.57	3.75	0.47	0.19
297	1900	18.34	18.35	87.30	5.76	11.25	4.99	0.12	0.44	0.41	1.97	0.55	3.31	0.45	0.18
297	2000	18.34	18.41	88.20	6.58	13.25	5.67	0.11	0.47	0.24	1.89	0.50	3.11	0.43	0.18
297	2100	18.25	18.42	90.50	5.67	21.53	4.87	0.10	0.38	0.25	1.80	0.61	3.89	0.52	0.18
297	2200	18.21	18.40	90.20	6.13	31.45	5.18	0.11	0.45	0.12	1.85	0.65	5.29	0.55	0.19

(Continued)

Table B1 (Continued)

		Mean Values							Standard Deviations						
	time	air T	sea T	RH	RM spd	RM dir	MO spd	GL w22	air T	sea T	RH	RM spd	RM dir	MO spd	GL w22
Day	GMT	C	C	%	m/s	deg	m/s	m/s	C	C	%	m/s	deg	m/s	m/s
297	2300	17.67	18.39	89.40	7.11	33.64	6.01	0.12	0.41	0.28	2.03	0.80	3.54	0.69	0.20
298	0	17.57	18.38	88.80	8.16	37.34	6.83	0.14	0.32	0.41	1.85	0.71	4.22	0.61	0.24
298	100	17.32	18.34	90.60	9.08	41.70	7.56	0.11	0.40	0.40	2.01	0.67	3.88	0.58	0.24
298	200	17.25	18.29	90.20	9.68	47.00	7.99	0.11	0.39	0.38	1.91	0.75	4.31	0.66	0.25
298	300	17.34	18.27	87.70	9.75	52.30	8.01	0.12	0.40	0.35	2.00	0.75	4.08	0.65	0.26
298	400	17.29	18.23	88.00	8.94	58.00	7.34	0.13	0.39	0.32	1.93	0.76	4.65	0.63	0.25
298	500	17.40	18.21	87.20	8.79	59.20	7.20	0.08	0.38	0.23	2.02	0.67	4.10	0.56	0.22
298	600	17.56	18.12	87.10	8.79	58.90	7.20	0.10	0.37	0.39	1.86	0.64	4.15	0.53	0.24
298	700	17.51	18.08	83.60	9.13	58.30	7.47	0.11	0.38	0.37	2.41	0.73	4.44	0.62	0.25
298	800	17.34	18.10	79.80	9.12	53.20	7.51	0.10	0.38	0.38	1.97	0.78	4.30	0.65	0.24
298	900	17.19	18.11	77.00	8.85	51.10	7.33	0.12	0.38	0.38	2.55	0.72	3.88	0.59	0.25
298	1000	17.32	18.05	75.50	8.33	55.70	6.89	0.11	0.38	0.43	2.44	0.62	4.95	0.53	0.24
298	1100	17.43	18.02	78.20	7.94	57.50	6.55	0.11	0.39	0.40	1.85	0.59	4.24	0.47	0.23
298	1200	17.63	17.98	80.60	8.03	64.00	6.59	0.10	0.44	0.43	1.86	0.71	6.48	0.57	0.23
298	1300	17.84	17.95	79.30	7.95	75.90	6.49	0.10	0.47	0.48	2.00	0.65	4.86	0.53	0.22
298	1400	17.96	17.92	78.30	7.71	71.40	6.28	0.13	0.40	0.46	1.79	0.69	4.32	0.57	0.25
298	1500	18.08	17.90	77.90	7.36	74.40	6.01	0.09	0.34	0.43	1.78	0.68	4.80	0.56	0.21
298	1600	18.25	17.88	78.20	7.36	63.50	6.01	0.09	0.33	0.42	1.66	0.60	4.33	0.51	0.20
298	1700	18.23	17.91	79.10	6.48	56.20	5.33	0.09	0.43	0.51	2.95	0.64	6.47	0.54	0.18
298	1800	17.89	17.92	83.70	7.58	51.50	6.26	0.11	0.50	0.46	1.87	0.82	4.75	0.66	0.21
298	1900	17.80	17.92	83.00	9.12	52.70	7.50	0.13	0.47	0.49	1.80	0.81	4.22	0.69	0.25
298	2000	17.51	17.96	84.00	10.32	57.60	8.44	0.14	0.41	0.33	1.99	0.88	4.67	0.72	0.30
298	2100	17.37	17.93	86.70	10.87	61.20	8.88	0.13	0.38	0.38	1.91	0.98	4.01	0.81	0.30
298	2200	17.64	17.87	87.20	10.05	62.70	8.18	0.12	0.38	0.39	1.88	0.87	3.83	0.72	0.28
298	2300	17.74	17.81	88.20	10.06	65.80	8.18	0.10	0.45	0.32	2.11	0.75	4.82	0.65	0.27
299	0	17.48	17.71	88.80	9.80	79.30	7.91	0.14	0.52	0.32	1.93	0.74	4.76	0.62	0.27
299	100	17.41	17.64	93.40	8.66	84.90	7.02	0.12	0.47	0.49	2.42	0.79	5.04	0.63	0.24
299	200	17.34	17.69	95.00	7.58	96.30	6.45	0.13	0.60	0.45	1.95	0.73	6.66	0.53	0.22
299	300	17.84	17.70	95.80	7.75	100.80	6.61	0.14	0.59	0.16	1.87	0.81	5.23	0.65	0.23
299	400	18.39	17.72	95.70	7.14	103.30	6.01	0.11	0.41	0.37	1.86	0.77	5.74	0.65	0.20
299	500	18.54	17.76	93.60	6.70	106.50	5.59	0.12	0.36	0.34	1.98	0.60	4.74	0.48	0.21
299	600	18.56	17.79	94.30	7.47	105.00	6.25	0.14	0.36	0.31	1.57	0.64	4.82	0.54	0.23
299	700	18.79	17.74	95.10	7.04	108.60	5.68	0.11	0.39	0.28	1.54	0.65	4.88	0.59	0.20
299	800	18.96	17.70	95.50	5.41	128.10	4.18	0.19	0.43	0.48	1.71	0.75	11.20	0.55	0.18
299	900	18.93	17.74	95.40	4.22	146.00	3.16	0.12	0.48	999.00	1.70	0.56	7.49	0.41	0.14
299	1000	19.60	17.76	94.00	5.84	158.60	4.51	0.20	0.52	999.00	1.84	0.47	6.76	0.42	0.15
299	1100	19.77	17.75	94.00	5.36	154.70	3.97	0.16	0.57	999.00	1.87	0.52	6.88	0.43	0.14
299	1200	19.69	17.76	94.20	6.32	157.00	4.95	0.22	0.56	0.07	1.96	0.67	8.24	0.58	0.18
299	1300	20.16	17.76	91.80	7.17	161.60	5.73	0.31	0.52	0.33	1.98	0.51	4.50	0.42	0.17
299	1400	20.45	17.78	93.00	7.34	170.30	6.11	0.37	0.60	0.35	1.91	0.89	11.77	0.79	0.31
299	1500	20.90	17.83	94.30	7.27	175.30	6.16	0.40	0.56	0.38	1.89	1.11	6.70	0.92	0.31
299	1600	21.04	17.86	93.60	7.71	174.90	6.57	0.39	0.46	0.41	1.90	1.15	5.93	1.00	0.30
299	1700	22.14	17.96	92.00	6.83	181.20	5.87	0.37	0.61	0.36	1.96	0.75	7.57	0.63	0.32
299	1800	22.17	18.10	90.50	6.13	189.50	5.24	0.32	0.69	0.34	1.64	0.66	8.45	0.56	0.27
299	1900	23.69	18.16	87.80	6.23	184.50	5.37	0.34	0.55	0.30	1.98	0.68	6.42	0.58	0.26
299	2000	23.02	18.09	89.30	5.75	189.00	4.94	0.31	0.53	0.41	2.19	0.72	6.99	0.58	0.27
299	2100	22.93	18.11	90.80	6.04	192.20	5.20	0.34	0.57	0.37	1.89	0.74	7.18	0.60	0.28
299	2200	21.91	18.11	91.60	4.53	200.00	3.85	0.23	0.56	0.34	1.88	1.00	7.04	0.88	0.21
299	2300	21.95	18.09	92.30	4.48	188.40	3.69	0.25	0.49	0.36	1.76	1.17	9.77	0.99	0.14
300	0	21.92	18.07	92.80	5.27	195.20	4.38	0.28	0.52	0.40	1.82	0.60	6.02	0.47	0.20

(Continued)

Table B1 (Continued)

		Mean Values							Standard Deviations						
	time	air T	sea T	RH	RM spd	RM dir	MO spd	GL w22	air T	sea T	RH	RM spd	RM dir	MO spd	GL w22
Day	GMT	C	C	%	m/s	deg	m/s	m/s	C	C	%	m/s	deg	m/s	m/s
300	100	21.58	18.03	93.50	5.06	197.10	4.20	0.25	0.47	0.47	1.85	0.48	5.90	0.37	0.18
300	200	21.26	18.01	94.50	5.37	197.70	4.50	0.28	0.44	0.38	1.86	0.50	6.51	0.39	0.22
300	300	21.22	17.99	94.70	5.61	197.80	4.78	0.30	0.46	0.33	1.95	0.61	6.74	0.46	0.26
300	400	21.15	17.99	94.70	5.65	197.60	4.74	0.29	0.44	0.30	1.84	0.71	6.97	0.56	0.26
300	500	21.00	17.98	94.80	5.58	195.40	4.72	0.28	0.61	0.34	1.76	0.69	8.86	0.56	0.26
300	600	20.99	18.00	95.40	5.07	209.80	4.26	0.28	0.53	0.33	1.98	0.87	7.75	0.68	0.30
300	700	20.90	18.01	95.50	5.00	217.30	4.18	0.27	0.49	0.42	1.94	0.63	7.59	0.49	0.26
300	800	20.73	18.01	95.70	5.31	220.40	4.43	0.30	0.41	0.56	1.82	0.79	7.60	0.62	0.27
300	900	20.43	18.00	95.70	4.77	228.90	3.88	0.25	0.46	0.54	1.73	0.60	9.46	0.51	0.22
300	1000	19.90	17.99	96.20	3.94	240.30	2.98	0.19	0.37	0.54	1.85	0.67	9.11	0.62	0.18
300	1100	20.21	17.99	96.20	4.50	242.80	3.53	0.23	0.39	0.53	1.94	0.64	8.89	0.57	0.24
300	1200	19.98	17.99	96.20	3.92	228.40	3.17	0.19	0.35	0.54	2.00	0.58	8.12	0.46	0.19
300	1300	20.00	18.00	96.00	3.69	223.60	3.01	0.21	0.43	0.37	1.94	0.45	7.94	0.33	0.17
300	1400	20.05	18.01	95.30	4.13	219.10	3.44	0.21	0.41	0.40	2.12	0.56	7.52	0.41	0.21
300	1500	19.87	18.04	94.90	4.25	229.10	3.60	0.23	0.41	0.40	1.80	0.60	10.40	0.50	0.24
300	1600	20.10	18.08	93.50	5.01	238.70	4.35	0.30	0.40	0.20	1.78	0.73	8.10	0.62	0.30
300	1700	20.30	18.06	91.10	4.75	233.60	4.14	0.24	0.41	0.50	1.96	0.64	7.76	0.49	0.27
300	1800	20.28	18.15	90.60	4.00	242.80	3.38	0.21	0.55	0.45	1.85	0.68	11.30	0.58	0.26
300	1900	20.51	18.15	89.10	3.29	249.00	2.78	0.13	0.55	0.45	2.19	0.59	10.72	0.56	0.23
300	2000	21.78	18.27	86.80	3.00	261.10	2.57	0.08	0.81	0.36	1.98	0.48	10.39	0.56	0.18
300	2100	21.16	18.10	86.20	2.93	244.00	2.47	0.14	0.56	0.39	1.91	0.51	9.83	0.47	0.17
300	2200	20.78	18.09	86.50	2.46	227.30	2.05	0.12	0.44	0.43	1.85	0.37	17.89	0.25	0.10
300	2300	19.30	18.10	91.30	3.18	170.10	2.54	0.14	0.51	0.45	2.81	0.64	19.57	0.46	0.09
301	0	19.41	17.99	90.70	3.29	210.00	2.70	0.17	0.35	0.47	2.22	0.82	8.67	0.74	0.18
301	100	19.26	18.00	86.70	5.45	221.40	4.57	0.28	0.31	0.47	1.89	0.94	7.29	0.78	0.28
301	200	19.23	18.01	86.00	6.80	227.40	5.72	0.39	0.38	0.37	1.66	0.77	7.35	0.61	0.34
301	300	18.76	17.98	87.40	5.78	223.00	4.87	0.31	0.37	0.33	2.03	0.82	7.48	0.66	0.29
301	400	18.30	17.95	89.80	5.61	223.60	4.72	0.31	0.39	0.44	2.00	0.72	7.65	0.61	0.28
301	500	18.07	17.89	91.00	5.16	229.20	4.34	0.28	0.42	0.43	1.94	0.66	7.77	0.56	0.27
301	600	17.46	17.86	92.00	5.41	236.70	4.57	0.31	0.44	0.45	1.99	0.75	8.92	0.67	0.29
301	700	17.14	17.79	93.30	4.95	248.30	3.80	0.22	1.15	1.26	1.96	1.78	27.51	0.72	0.26
301	800	16.80	17.83	91.90	5.32	277.30	4.05	0.14	0.37	0.52	2.11	1.21	17.29	1.02	0.26
301	900	16.13	17.80	88.60	7.46	297.10	6.42	0.39	0.38	0.47	2.07	0.92	8.29	0.76	0.40
301	1000	15.42	17.77	88.00	6.94	301.40	6.08	0.39	0.46	0.39	1.90	1.02	8.91	0.85	0.38
301	1100	14.62	17.77	90.90	5.45	302.80	4.80	0.32	0.35	0.46	2.03	0.97	8.32	0.82	0.31
301	1200	14.49	17.71	92.20	4.98	289.70	3.79	0.22	0.27	0.49	1.76	0.83	10.58	0.81	0.24
301	1300	14.71	17.78	91.30	6.07	301.20	5.38	0.38	0.31	0.45	1.83	0.66	8.56	0.59	0.34
301	1400	15.83	17.79	90.10	5.18	296.20	4.68	0.30	0.55	0.47	1.91	0.64	65.23	0.52	0.29
301	1500	16.46	17.83	85.20	6.60	66.40	5.90	0.30	0.41	0.50	2.57	0.76	148.20	0.66	0.28
301	1600	16.71	17.91	83.60	5.93	349.49	5.31	0.24	0.37	0.46	1.74	0.59	38.11	0.51	0.25
301	1700	17.25	17.91	82.20	5.29	351.86	4.73	0.17	0.41	0.44	2.23	0.51	4.16	0.44	0.20
301	1800	17.54	18.05	78.40	6.41	0.21	5.66	0.19	0.40	0.40	1.87	1.09	6.18	0.95	0.23
301	1900	17.64	18.07	76.60	7.01	6.69	6.15	0.16	0.53	0.53	1.61	1.32	9.09	0.47	0.23
301	2000	17.92	18.09	76.70	6.23	15.15	5.41	0.16	0.45	0.41	1.70	0.50	5.08	0.44	0.21
301	2100	18.04	18.09	76.20	5.12	26.60	4.39	0.09	0.42	0.47	1.67	0.66	3.93	0.56	0.16
301	2200	18.18	18.08	75.80	2.77	27.62	2.44	0.05	0.39	0.47	1.72	1.26	47.67	1.02	0.11
301	2300	17.48	18.01	77.40	1.01	189.60	0.94	0.00	0.44	0.43	1.74	0.26	129.70	0.32	0.01
302	0	17.40	17.94	77.60	1.49	185.70	1.41	0.00	0.35	0.40	1.65	0.29	11.07	0.20	0.01
302	100	17.35	17.84	78.10	1.65	164.50	1.36	0.01	0.38	0.42	1.76	0.26	9.75	0.23	0.03
302	200	17.32	17.85	82.60	1.61	140.20	1.38	0.01	0.40	0.45	2.07	0.31	6.59	0.30	0.04

(Continued)

Table B1 (Concluded)

		Mean Values							Standard Deviations						
	time	air T	sea T	RH	RM spd	RM dir	MO spd	GL w22	air T	sea T	RH	RM spd	RM dir	MO spd	GL w22
Day	GMT	C	C	%	m/s	deg	m/s	m/s	C	C	%	m/s	deg	m/s	m/s
302	300	17.07	17.78	85.00	2.60	178.10	2.21	0.11	0.51	0.47	2.11	1.00	34.90	0.77	0.15
302	400	16.32	17.78	89.60	3.37	211.40	2.66	0.15	0.23	0.46	2.03	0.30	7.38	0.28	0.10
302	500	16.59	17.83	89.10	3.15	193.20	2.45	0.14	0.31	0.49	2.54	0.49	6.34	0.39	0.10
302	600	16.90	17.83	85.30	3.15	193.80	2.33	0.16	0.47	0.49	1.98	0.34	4.66	0.35	0.08
302	700	16.68	17.85	88.70	2.81	192.30	2.04	0.09	0.47	0.45	2.38	0.40	7.93	0.42	0.09
302	800	16.97	17.79	79.20	2.56	174.40	1.90	0.06	0.52	0.44	7.93	0.35	9.54	0.28	0.08
302	900	16.96	17.77	70.60	2.16	181.00	1.62	0.04	0.47	0.45	3.38	0.36	9.73	0.21	0.07
302	1000	17.07	17.74	68.83	2.22	187.70	1.68	0.04	0.38	0.43	1.78	0.33	7.91	0.23	0.06
302	1100	16.27	17.62	79.50	3.21	188.30	2.51	0.14	0.62	0.37	6.45	0.80	14.01	0.65	0.13
302	1200	16.18	17.60	87.20	3.75	203.90	3.06	0.19	0.35	0.37	2.45	0.55	9.22	0.43	0.14
302	1300	16.49	17.54	85.40	3.70	215.80	3.06	0.19	0.34	0.35	2.05	0.61	7.14	0.48	0.14
302	1400	17.20	17.36	83.30	2.80	212.70	2.45	0.13	0.51	0.42	2.26	0.44	7.48	0.32	0.14
302	1500	18.31	17.47	77.10	1.64	197.80	1.54	0.06	0.43	0.40	2.01	0.38	21.64	0.32	0.09
302	1600	18.21	17.58	81.00	1.87	161.70	1.69	0.03	0.39	0.39	1.92	0.33	9.16	0.23	0.06
302	1700	18.36	17.69	80.90	2.18	142.50	1.85	0.02	0.48	0.37	1.76	0.33	8.44	0.23	0.05
302	1800	18.38	17.73	79.20	2.09	147.10	1.79	0.01	0.28	0.43	1.83	0.39	8.59	0.26	0.04

2. Table B2 lists mean value and standard deviation histories for data collected from fast response (sampled at 10 Hz) instruments. Listed below is an explanation of abbreviations used in the table (value of 999.0 indicates no data available):

Gill w = vertical velocity measured by the Gill impellor anemometer at 18.7 m msl (m/sec)

Son w = vertical velocity measured by the Campbell sonic anemometer at 18.7 m msl (m/sec)

Gill u = offshore velocity measured by the Gill impellor anemometer at 18.7 m msl (m/sec)

Gill v = alongshore velocity measured by the Gill impellor anemometer at 18.7 m msl (m/sec)

WM RH = relative humidity measured by the Weathermeasure humidity sensor at 18.7 m msl (%)

AIR T = air temperature measured by the A.I.R. temperature probe at 18.7 m msl (degrees C)

Table B2

Mean Values and Standard Deviations of SUPERDUCK Wind, Relation Humidity, and Air and Sea Temperatures Measured at 10 Hz

		Mean Values						Standard Deviations					
	time	Gill w	Son w	Gill u	Gill v	WM RH	AIR T	Gill w	Son w	Gill u	Gill v	WM RH	AIR T
Day	GMT	m/s	m/s	m/s	m/s	%	C	m/s	m/s	m/s	m/s	%	C
250	1900	0.28	-0.46	-2.18	-2.16	999.00	999.00	0.32	0.31	0.34	0.26	999.00	999.00
250	2000	0.29	-0.44	-2.98	-2.09	999.00	999.00	0.34	0.31	0.39	0.30	999.00	999.00
250	2100	0.22	-0.49	-3.29	-1.21	999.00	999.00	0.31	0.29	0.44	0.38	999.00	999.00
250	2200	0.23	-0.51	-2.87	-1.78	999.00	999.00	0.30	0.41	0.46	0.65	999.00	999.00
250	2300	0.17	-0.49	-2.69	-2.16	999.00	999.00	0.28	0.27	0.32	0.46	999.00	999.00
251	0	0.11	-0.58	-3.00	-1.88	999.00	999.00	0.27	0.25	0.34	0.60	999.00	999.00
251	100	0.12	-0.59	-3.15	-0.70	999.00	999.00	0.25	0.22	0.31	0.25	999.00	999.00
251	200	0.10	-0.61	-3.07	-0.94	999.00	999.00	0.25	0.23	0.30	0.29	999.00	999.00
251	300	0.08	-0.63	-2.26	-0.52	999.00	999.00	0.22	0.21	0.26	0.27	999.00	999.00
251	400	0.09	-0.61	-2.25	-0.29	999.00	999.00	0.22	0.21	0.27	0.28	999.00	999.00
251	500	0.11	-0.61	-2.51	0.59	999.00	999.00	0.25	0.23	0.26	0.46	999.00	999.00
251	600	0.11	-0.62	-2.48	0.45	999.00	999.00	0.24	0.21	0.28	0.20	999.00	999.00
251	700	0.10	-0.62	-2.36	0.59	999.00	999.00	0.27	0.23	0.45	0.16	999.00	999.00
251	800	0.08	-0.63	-1.63	0.51	999.00	999.00	0.26	0.24	0.29	0.11	999.00	999.00
251	900	0.07	-0.64	-1.24	0.58	999.00	999.00	0.24	0.22	0.29	0.12	999.00	999.00
251	1000	0.09	-0.61	-1.22	0.76	999.00	999.00	0.27	0.25	0.33	0.20	999.00	999.00
251	1100	0.04	-0.63	0.31	0.56	999.00	999.00	0.19	0.18	0.45	0.14	999.00	999.00
251	1200	0.06	-0.62	0.69	-0.82	999.00	999.00	0.16	0.16	0.25	0.99	999.00	999.00
251	1300	0.52	-0.48	0.87	-2.26	999.00	999.00	0.49	0.32	0.49	0.89	999.00	999.00
251	1400	0.58	-0.48	0.25	-1.75	999.00	999.00	0.39	0.33	0.63	0.17	999.00	999.00
251	1500	0.60	-0.44	-2.16	-1.85	999.00	999.00	0.43	0.40	1.85	0.22	999.00	999.00
251	1600	0.66	-0.38	-3.20	-1.90	999.00	999.00	0.49	0.49	0.61	0.21	999.00	999.00
251	1700	0.79	-0.25	-2.91	-2.35	999.00	999.00	0.50	0.47	0.65	0.50	999.00	999.00
251	1800	0.88	-0.45	-2.48	-2.99	999.00	999.00	0.53	0.84	0.77	0.58	999.00	999.00
251	1900	0.80	-0.30	-3.52	-2.54	999.00	999.00	0.59	1.33	0.95	0.47	999.00	999.00
251	2000	0.47	-0.59	-3.33	-2.63	999.00	999.00	0.47	1.21	1.18	0.73	999.00	999.00
251	2100	0.45	-0.53	-3.52	-3.15	999.00	999.00	0.50	1.47	0.86	0.52	999.00	999.00
251	2200	0.56	-0.43	-3.82	-3.11	999.00	999.00	0.51	0.76	0.75	0.89	999.00	999.00
251	2300	0.51	-0.63	-3.41	-2.84	999.00	999.00	0.51	0.20	0.65	1.19	999.00	999.00
252	0	0.51	-0.66	-3.44	-2.22	999.00	999.00	0.52	0.14	0.60	1.18	999.00	999.00
252	100	0.49	-0.60	-3.79	-1.02	999.00	999.00	0.48	0.07	0.69	0.21	999.00	999.00
252	200	0.49	-0.58	-3.67	-1.21	999.00	999.00	0.47	0.08	0.73	0.28	999.00	999.00
252	300	0.37	-0.69	-3.16	-0.96	999.00	999.00	0.42	0.11	0.69	0.18	999.00	999.00
252	400	0.37	-0.77	-2.62	-1.00	999.00	999.00	0.42	0.08	0.57	0.19	999.00	999.00
252	500	0.42	-0.81	-2.84	-0.92	999.00	999.00	0.43	0.09	0.66	0.17	999.00	999.00
252	600	0.48	-0.75	-2.94	-0.89	999.00	999.00	0.45	0.09	0.64	0.18	999.00	999.00
252	700	0.43	-0.72	-3.13	-0.91	999.00	999.00	0.43	0.07	0.60	0.16	999.00	999.00
252	800	0.40	-0.70	-3.33	-0.81	999.00	999.00	0.47	0.06	0.64	0.18	999.00	999.00
252	900	0.46	-0.65	-3.08	-0.96	999.00	999.00	0.46	0.09	0.69	0.21	999.00	999.00
252	1000	0.49	-0.60	-3.22	-1.10	999.00	999.00	0.48	0.09	0.73	0.18	999.00	999.00
252	1100	0.54	-0.85	-4.51	-1.21	999.00	999.00	0.49	0.31	0.72	0.25	999.00	999.00
252	1200	0.36	-0.86	-4.34	-1.53	999.00	999.00	0.45	0.19	0.82	0.35	999.00	999.00
252	1300	0.40	-0.84	-4.92	-1.90	999.00	999.00	0.49	0.25	0.83	0.85	999.00	999.00
252	1400	0.34	-0.41	-3.60	-2.81	999.00	999.00	0.46	0.51	0.70	0.78	999.00	999.00
252	1500	999.00	-0.44	-3.49	-3.24	999.00	999.00	999.00	0.43	0.68	999.00	999.00	999.00
252	1600	999.00	-0.56	-3.06	-3.85	999.00	999.00	999.00	0.42	0.63	999.00	999.00	999.00
252	1700	0.13	-0.57	-2.41	-2.10	999.00	999.00	0.40	0.38	0.46	0.72	999.00	999.00
252	1800	0.12	-0.59	-2.34	-2.32	999.00	999.00	0.38	0.38	0.37	0.75	999.00	999.00
252	1900	999.00	-0.54	-2.43	-3.63	999.00	999.00	999.00	0.41	0.45	999.00	999.00	999.00
252	2000	999.00	-0.52	-2.29	-2.35	999.00	999.00	999.00	0.38	0.41	999.00	999.00	999.00

(Continued)

Table B2 (Continued)

		Mean Values						Standard Deviations					
	time	Gill w	Son w	Gill u	Gill v	WM RH	AIR T	Gill w	Son w	Gill u	Gill v	WM RH	AIR T
Day	GMT	m/s	m/s	m/s	m/s	%	C	m/s	m/s	m/s	m/s	%	C
252	2100	999.00	-0.50	-2.36	999.00	999.00	999.00	999.00	0.38	0.39	999.00	999.00	999.00
252	2200	999.00	-0.58	-2.86	999.00	999.00	999.00	999.00	0.35	0.55	999.00	999.00	999.00
252	2300	0.20	-0.54	-3.45	-0.57	999.00	999.00	0.39	0.35	0.48	0.51	999.00	999.00
253	0	999.00	-0.61	-3.33	999.00	999.00	999.00	999.00	0.32	0.45	999.00	999.00	999.00
253	100	0.13	-0.60	-3.41	0.55	999.00	999.00	0.36	0.32	0.42	0.36	999.00	999.00
253	200	0.14	-0.60	-3.55	0.68	999.00	999.00	0.36	0.32	0.52	0.37	999.00	999.00
253	300	0.17	-0.58	-3.83	1.06	999.00	999.00	0.37	0.32	0.54	0.45	999.00	999.00
253	400	0.13	-0.60	-2.38	1.34	999.00	999.00	0.31	0.28	0.80	0.47	999.00	999.00
253	500	0.06	-0.64	-1.50	0.63	999.00	999.00	0.22	0.23	0.49	0.38	999.00	999.00
253	600	0.10	-0.61	-2.77	0.06	999.00	999.00	0.29	0.27	0.46	0.30	999.00	999.00
253	700	0.10	-0.59	-2.81	-0.15	999.00	999.00	0.30	0.28	0.42	0.38	999.00	999.00
253	800	0.09	-0.59	-2.74	-0.66	999.00	999.00	0.30	0.28	0.45	0.37	999.00	999.00
253	900	0.10	-0.60	-3.19	-0.35	999.00	999.00	0.31	0.29	0.43	0.36	999.00	999.00
253	1000	0.13	-0.57	-3.28	-0.56	999.00	999.00	0.30	0.28	0.35	0.33	999.00	999.00
253	1100	0.12	-0.57	-3.10	-0.74	999.00	999.00	0.31	0.29	0.37	0.34	999.00	999.00
253	1200	0.11	-0.61	-3.56	0.15	999.00	999.00	0.31	0.28	0.51	0.67	999.00	999.00
253	1300	999.00	-0.63	-3.54	999.00	999.00	999.00	999.00	0.28	0.53	999.00	999.00	999.00
253	1400	999.00	-0.62	-3.64	999.00	999.00	999.00	999.00	0.27	0.46	999.00	999.00	999.00
253	1500	0.13	-0.60	-2.49	1.11	999.00	999.00	0.29	0.25	0.56	0.29	999.00	999.00
253	1600	0.10	-0.59	-2.11	0.87	999.00	999.00	0.26	0.24	0.34	0.22	999.00	999.00
253	1700	0.11	-0.57	-1.40	1.39	999.00	999.00	0.28	0.26	0.36	0.62	999.00	999.00
253	1800	999.00	-0.58	-1.46	999.00	999.00	999.00	999.00	0.26	0.23	999.00	999.00	999.00
253	1900	0.26	-0.57	-1.23	3.52	999.00	999.00	0.28	0.25	0.23	0.37	999.00	999.00
253	2000	999.00	-0.55	-1.32	999.00	999.00	999.00	999.00	0.26	0.29	999.00	999.00	999.00
253	2100	999.00	-0.60	-1.55	999.00	999.00	999.00	999.00	0.25	0.36	999.00	999.00	999.00
253	2200	0.16	-0.60	-1.37	2.48	999.00	24.62	0.23	0.20	0.32	0.37	999.00	0.47
253	2300	0.06	-0.57	-1.51	1.68	999.00	24.71	0.26	0.24	0.21	0.49	999.00	0.48
254	0	0.05	-0.56	-0.80	1.60	999.00	24.78	0.27	0.26	0.50	0.17	999.00	0.47
254	100	0.13	-0.58	0.33	2.15	999.00	24.52	0.24	0.22	0.22	0.73	999.00	0.49
254	200	0.24	-0.57	0.59	3.31	999.00	24.32	0.18	0.18	0.16	0.30	999.00	0.46
254	300	0.21	-0.56	0.54	2.79	999.00	24.25	0.17	0.17	0.22	0.42	999.00	0.48
254	400	0.25	-0.56	0.81	3.42	999.00	24.45	0.20	0.20	0.22	0.41	999.00	0.47
254	500	0.31	-0.54	0.97	4.22	999.00	24.39	0.25	0.25	0.36	0.49	999.00	0.47
254	600	0.23	-0.55	0.63	999.00	999.00	24.44	0.25	0.22	0.24	1.13	999.00	0.48
254	700	0.16	-0.54	1.47	2.08	999.00	24.74	0.34	0.33	0.45	0.32	999.00	0.48
254	800	0.19	-0.52	1.79	1.99	999.00	24.75	0.35	0.34	0.35	0.37	999.00	0.49
254	900	0.14	-0.56	1.54	1.86	999.00	24.62	0.31	0.30	0.31	0.25	999.00	0.44
254	1000	0.14	-0.56	999.00	1.44	999.00	24.62	0.30	0.30	0.34	0.23	999.00	999.00
254	1100	0.11	-0.59	1.25	1.36	999.00	24.54	0.24	0.23	0.29	0.21	999.00	0.47
254	1200	0.11	-0.61	1.22	1.16	999.00	24.67	0.24	0.24	0.27	0.17	999.00	0.48
254	1300	0.23	-0.58	1.44	2.89	999.00	25.03	0.35	0.33	0.37	0.84	999.00	0.48
254	1400	0.27	-0.57	1.85	3.58	999.00	25.32	0.42	0.40	0.40	0.60	999.00	0.49
254	1500	0.38	-0.46	1.68	4.40	999.00	25.80	0.43	0.41	0.49	0.66	999.00	0.50
254	1600	0.40	-0.45	2.03	4.69	999.00	26.24	0.45	0.42	0.49	0.75	999.00	0.50
254	1700	0.40	-0.46	2.22	5.61	999.00	26.86	0.54	0.50	0.61	1.02	999.00	0.53
254	1800	0.37	-0.40	2.16	4.98	999.00	27.08	0.59	0.55	0.64	0.81	999.00	0.50
254	1900	0.32	-0.34	2.16	4.29	999.00	27.15	0.59	0.57	0.64	0.75	999.00	0.52
254	2000	0.22	-0.32	1.98	3.54	999.00	27.19	0.64	0.61	0.62	0.58	999.00	0.52
254	2100	0.24	-0.31	2.11	3.48	999.00	27.09	0.64	0.62	0.63	0.91	999.00	0.53
254	2200	0.28	-0.39	2.20	4.38	999.00	26.98	0.65	0.63	0.60	0.83	999.00	0.49

(Continued)

Table B2 (Continued)

		Mean Values						Standard Deviations					
	time	Gill w	Son w	Gill u	Gill v	WM RH	AIR T	Gill w	Son w	Gill u	Gill v	WM RH	AIR T
Day	GMT	m/s	m/s	m/s	m/s	%	C	m/s	m/s	m/s	m/s	%	C
254	2300	0.21	-0.45	2.58	3.76	999.00	26.70	0.70	0.68	0.57	0.89	999.00	0.52
255	0	0.14	-0.47	2.57	2.88	999.00	26.38	0.68	0.64	0.59	0.51	999.00	0.52
255	100	0.19	-0.43	2.38	2.86	999.00	26.08	0.60	0.58	0.62	0.38	999.00	0.50
255	200	0.16	-0.43	2.61	3.04	999.00	25.79	0.65	0.62	0.66	0.42	999.00	0.50
255	300	0.19	-0.39	2.80	2.95	999.00	25.80	0.71	0.69	0.71	0.46	999.00	0.47
255	400	0.15	-0.44	3.05	2.54	999.00	25.73	0.64	0.63	0.62	0.41	999.00	0.50
255	500	0.26	-0.45	3.69	3.00	999.00	25.60	0.68	0.67	0.96	0.60	999.00	0.51
255	600	0.30	-0.41	4.31	2.43	999.00	25.53	0.70	0.70	0.87	0.51	999.00	0.42
255	700	0.27	-0.45	3.96	2.84	999.00	25.55	0.70	0.70	0.80	0.57	999.00	0.44
255	800	0.30	-0.47	3.91	3.22	999.00	25.50	0.67	0.68	0.79	0.61	999.00	0.46
255	900	0.30	-0.45	4.92	2.58	999.00	25.51	0.72	0.73	1.08	0.59	999.00	0.46
255	1000	0.30	-0.49	5.39	2.64	999.00	25.52	0.74	0.74	1.05	0.62	999.00	0.47
255	1100	0.38	-0.44	5.80	3.05	999.00	25.41	0.69	0.70	1.06	0.57	999.00	0.49
255	1200	0.37	-0.49	5.78	2.96	999.00	25.39	0.64	0.65	1.08	0.56	999.00	0.48
255	1300	0.41	-0.46	6.72	3.11	999.00	25.70	0.76	0.78	1.13	0.66	999.00	0.48
255	1400	0.31	-0.42	6.32	2.41	999.00	26.28	0.83	0.83	1.15	0.67	999.00	0.54
255	1500	0.23	-0.46	5.65	1.85	999.00	26.85	0.83	0.81	1.08	0.78	999.00	0.54
255	1600	0.31	-0.30	4.75	1.68	999.00	27.53	0.80	0.79	0.95	0.42	999.00	0.48
255	1700	0.28	-0.43	5.78	1.55	999.00	27.99	0.80	0.79	1.09	0.42	999.00	0.54
255	1800	0.27	-0.35	4.50	1.73	61.92	27.99	0.62	0.65	0.88	0.57	999.00	0.54
255	1900	0.31	-0.50	5.65	1.52	68.76	28.30	0.70	0.68	1.12	0.47	2.07	0.55
255	2000	0.21	-0.06	4.57	0.92	77.50	27.52	0.52	0.82	1.20	0.44	4.45	0.69
255	2100	0.25	0.26	5.98	0.14	999.00	24.75	0.57	1.13	2.28	0.36	999.00	999.00
255	2200	0.10	-0.42	2.38	0.61	100.90	25.38	0.35	1.04	0.92	0.24	2.35	0.47
255	2300	0.03	-0.64	-0.07	0.69	99.20	25.16	0.17	0.12	0.49	0.09	3.46	0.54
256	0	0.06	-0.64	1.82	0.64	100.20	25.48	0.34	0.09	0.80	0.15	2.38	0.51
256	100	0.04	-0.71	1.71	0.50	98.60	25.81	0.35	0.10	0.50	0.09	1.95	0.49
256	200	0.13	-0.69	1.78	0.10	999.00	24.64	0.53	0.52	3.05	0.42	999.00	0.78
256	300	0.13	-0.73	3.31	-0.06	999.00	24.89	0.26	0.45	1.55	0.06	999.00	0.54
256	400	0.26	-0.82	3.83	-0.22	107.60	25.06	0.33	1.01	0.72	0.10	2.30	0.50
256	500	0.44	-0.65	3.42	-0.41	101.80	25.33	0.39	1.26	0.68	0.11	4.06	0.49
256	600	0.63	-0.68	2.58	-0.71	92.70	25.45	0.40	0.56	0.40	0.13	2.99	0.49
256	700	0.72	-0.70	1.15	-0.90	85.90	25.30	0.36	0.46	0.50	0.16	6.26	0.49
256	800	0.81	-0.82	0.20	-1.01	87.70	24.78	0.38	0.49	0.38	0.08	2.70	0.49
256	900	0.92	-0.75	-0.97	-1.11	91.50	24.60	0.46	1.08	0.75	0.10	2.12	0.47
256	1000	0.89	-0.39	-4.53	-1.18	86.70	24.67	0.57	2.08	1.06	0.19	2.97	0.48
256	1100	0.79	-0.64	-5.84	-1.03	84.70	24.31	0.57	1.44	0.81	0.20	4.05	0.47
256	1200	0.74	-0.97	-5.48	-1.98	82.10	24.11	0.56	0.59	0.74	1.07	3.40	0.48
256	1300	0.70	0.17	-3.86	-4.87	79.00	23.79	0.56	1.06	0.68	0.83	3.56	0.34
256	1400	0.51	-1.22	-2.91	-5.19	75.60	23.77	0.51	2.56	0.56	1.29	3.75	0.47
256	1500	0.81	-0.50	-2.13	-1.58	80.30	23.60	0.47	3.66	0.31	0.50	3.31	0.49
256	1600	0.88	-0.58	-1.68	-1.67	85.90	23.34	0.49	2.53	0.49	0.21	2.65	0.46
256	1700	0.80	-0.77	-1.40	-1.84	85.50	23.14	0.47	1.57	0.64	0.17	2.39	0.45
256	1800	0.75	-1.00	-1.76	-1.99	83.80	23.06	0.45	1.77	0.47	0.25	2.61	0.46
256	1900	0.73	-1.20	-1.63	-2.13	81.00	23.06	0.46	2.08	0.41	0.25	3.31	0.47
256	2000	0.65	0.60	-1.53	-1.97	76.90	23.10	0.44	2.02	0.37	0.24	2.40	0.47
256	2100	0.69	-0.60	-1.77	-1.86	77.70	23.13	0.45	1.77	0.32	0.24	2.62	0.47
256	2200	0.72	-1.10	-1.95	-1.86	76.50	23.16	0.47	1.94	0.33	0.23	2.75	0.46
256	2300	0.62	0.10	-1.89	-1.57	76.30	23.23	0.42	1.67	0.37	0.20	2.80	0.46
257	0	0.58	-0.65	-1.78	-1.46	73.80	23.23	0.40	1.77	0.40	0.23	2.76	0.62

(Continued)

Table B2 (Continued)

		Mean Values						Standard Deviations					
	time	Gill w	Son w	Gill u	Gill v	WM RH	AIR T	Gill w	Son w	Gill u	Gill v	WM RH	AIR T
Day	GMT	m/s	m/s	m/s	m/s	%	C	m/s	m/s	m/s	m/s	%	C
257	100	0.63	-1.13	-1.99	-1.43	69.12	23.31	0.40	1.65	0.58	0.21	3.37	0.46
257	200	0.53	-0.81	-2.13	-1.04	76.80	23.15	0.40	0.66	0.59	0.15	2.90	0.45
257	300	0.54	0.28	-1.13	-1.11	74.90	23.23	0.37	1.66	0.44	0.17	3.39	0.46
257	400	0.55	0.96	-0.91	-1.22	67.60	23.51	0.35	1.50	0.42	0.15	2.69	0.46
257	500	0.53	0.63	-1.39	-1.15	69.00	23.59	0.34	1.74	0.39	0.16	2.77	0.45
257	600	0.52	-1.77	-1.69	-0.94	72.40	23.55	0.35	0.98	0.42	0.12	2.90	0.46
257	700	0.44	-1.78	-1.78	-0.91	72.10	23.46	0.31	0.91	0.34	0.11	2.13	0.47
257	800	0.36	-1.07	-1.71	-0.68	75.40	23.41	0.29	1.24	0.33	0.13	2.39	0.45
257	900	0.40	-0.69	-1.18	-0.78	76.70	23.42	0.29	1.67	0.68	0.09	4.49	0.50
257	1000	0.41	-0.66	1.29	-0.53	95.50	22.51	0.25	1.58	0.29	0.09	3.29	0.52
257	1100	0.57	-0.61	1.48	-0.87	99.90	22.31	0.34	1.02	0.28	0.16	3.67	0.47
257	1200	0.67	-0.73	1.17	-1.17	94.50	22.56	0.38	0.91	0.53	0.18	3.42	0.52
257	1300	0.56	-0.79	0.59	-2.68	91.80	23.16	0.41	0.68	0.30	1.20	3.09	0.47
257	1400	0.46	-0.79	0.68	-2.85	92.00	23.38	0.33	0.55	0.33	0.52	2.51	0.47
257	1500	0.46	-0.52	-0.60	-4.38	87.60	23.62	0.40	1.18	0.46	0.88	2.76	0.46
257	1600	0.54	-0.56	-0.92	-3.56	86.20	23.62	0.40	1.05	0.32	0.47	2.58	0.46
257	1700	0.36	-0.80	-1.51	-3.45	86.20	23.69	0.35	1.13	0.37	0.31	2.29	0.46
257	1800	0.29	-0.58	-2.07	-3.43	88.40	23.78	0.34	0.45	0.37	0.32	2.65	0.47
257	1900	0.28	-0.61	-3.39	-2.05	91.80	23.62	0.35	0.09	0.39	0.46	2.65	0.45
257	2000	0.40	-0.60	-4.08	-0.70	94.90	23.55	0.39	0.09	0.59	0.25	2.18	0.47
257	2100	0.34	-0.62	-4.70	-0.49	94.30	23.47	0.40	0.10	0.42	0.10	2.13	0.47
257	2200	0.26	-0.67	-4.85	-0.48	94.40	23.49	0.36	0.09	0.36	0.14	2.11	0.47
257	2300	0.18	-0.67	-5.01	-0.28	94.10	23.47	0.32	0.09	0.42	0.14	2.09	0.47
258	0	0.16	-0.60	-5.42	-0.03	93.90	23.43	0.32	0.09	0.40	0.20	2.15	0.47
258	100	0.15	-0.62	-5.05	0.26	93.30	23.43	0.36	0.07	0.44	0.29	2.30	0.47
258	200	0.14	-0.60	-4.37	0.53	91.40	23.44	0.33	0.04	0.40	0.15	2.33	0.47
258	300	0.10	-0.62	-4.27	0.57	91.20	23.40	0.31	0.03	0.44	0.14	2.24	0.46
258	400	0.06	-0.65	-3.69	0.41	86.70	23.41	0.29	0.05	0.37	0.07	2.86	0.46
258	500	0.06	-0.68	-3.05	0.71	84.00	23.43	0.27	0.06	0.40	0.17	2.34	0.45
258	600	0.08	-0.59	-2.14	1.20	83.80	23.45	0.28	0.04	0.33	0.37	2.48	0.45
258	700	0.16	-0.63	-1.84	1.73	81.50	23.49	0.26	0.04	0.45	0.36	2.35	0.45
258	800	0.10	-0.63	-1.27	2.23	80.60	23.46	0.25	0.04	0.28	0.34	2.15	0.46
258	900	0.12	-0.67	-1.51	1.83	81.50	23.42	0.24	0.08	0.31	0.44	2.09	0.45
258	1000	0.13	-0.53	-1.44	2.05	83.40	23.38	0.25	0.09	0.26	0.32	2.05	0.48
258	1100	0.12	-0.53	-1.30	1.61	84.00	23.36	0.24	0.05	0.38	0.39	2.16	0.46
258	1200	0.11	-0.60	-2.13	1.54	83.30	23.36	0.24	0.08	0.33	0.35	1.99	0.47
258	1300	0.11	-0.66	-1.21	1.94	82.30	23.41	0.28	0.06	0.50	0.22	2.38	0.47
258	1400	0.11	-0.69	-1.26	1.66	80.00	23.56	0.25	0.04	0.28	0.25	2.17	0.46
258	1500	0.11	-0.68	-1.36	1.75	79.50	23.61	0.25	0.05	0.31	0.30	2.12	0.45
258	1600	0.09	-0.63	-1.14	1.77	82.20	23.58	0.29	0.06	0.41	0.19	2.17	0.48
258	1700	0.11	-0.69	-1.23	2.27	79.20	23.66	0.33	0.08	0.33	0.57	3.50	0.48
258	1800	0.17	-0.64	-1.88	3.32	75.70	23.80	0.34	0.07	0.34	0.63	3.58	0.48
258	1900	0.18	-0.63	-2.25	3.44	74.50	24.03	0.32	0.08	0.35	0.37	2.86	0.47
258	2000	0.21	-0.67	-2.25	3.80	73.90	24.25	0.33	0.06	0.37	0.45	2.54	0.47
258	2100	0.25	-0.65	-1.58	4.55	72.80	24.41	0.33	0.05	0.49	0.47	4.31	0.49
258	2200	0.35	-0.68	0.02	5.68	57.57	24.95	0.35	0.13	0.84	1.02	8.34	0.54
258	2300	0.26	-0.68	0.62	3.85	63.67	24.63	0.34	0.09	0.27	0.48	4.51	0.50
259	0	0.24	-0.64	0.85	3.52	70.40	24.43	0.31	0.20	0.26	0.39	2.66	0.48
259	100	0.19	-0.63	0.65	2.91	76.70	24.27	0.23	0.13	0.24	0.51	2.47	0.48
259	200	0.14	-0.63	0.81	2.32	80.30	24.16	0.23	0.09	0.38	0.21	2.04	0.49

(Continued)

Table B2 (Continued)

		Mean Values						Standard Deviations					
	time	Gill w	Son w	Gill u	Gill v	WM RH	AIR T	Gill w	Son w	Gill u	Gill v	WM RH	AIR T
Day	GMT	m/s	m/s	m/s	m/s	%	C	m/s	m/s	m/s	m/s	%	C
259	300	0.17	-0.63	1.75	2.88	75.00	24.65	0.46	0.26	0.54	0.44	2.04	0.47
259	400	0.25	-0.68	2.71	2.50	77.00	24.50	0.55	0.56	0.50	0.50	2.32	0.48
259	500	0.20	-0.63	2.63	2.18	79.50	24.40	0.52	0.17	0.52	0.37	2.02	0.48
259	600	0.20	-0.68	3.22	2.46	80.00	24.43	0.61	0.35	0.55	0.43	1.93	0.47
259	700	0.22	-0.67	3.89	2.19	81.10	24.40	0.66	1.34	0.77	0.51	2.03	0.48
259	800	0.18	-0.59	4.55	1.21	85.40	24.40	0.59	1.39	0.77	0.44	2.70	0.48
259	900	0.18	-0.63	4.79	0.56	89.00	24.48	0.58	1.51	0.88	0.12	2.00	0.46
259	1000	0.20	-0.67	6.07	0.59	91.10	24.36	0.64	1.04	0.96	0.13	2.36	0.49
259	1100	0.23	-0.10	6.90	0.45	93.40	24.34	0.63	1.27	1.10	0.10	1.95	0.48
259	1200	0.23	-0.40	7.12	0.42	96.00	24.25	0.67	1.21	1.05	0.12	2.26	0.47
259	1300	0.25	-0.73	7.60	0.45	97.20	24.25	0.69	1.14	1.18	0.15	2.36	0.48
259	1400	0.27	0.14	7.50	0.17	98.20	24.59	0.73	1.63	1.28	0.15	2.12	0.48
259	1500	0.23	0.43	6.77	0.14	97.50	24.79	0.66	1.17	1.17	0.13	2.14	0.51
259	1600	0.26	0.03	3.63	-1.16	85.50	25.56	0.52	1.41	1.16	1.20	6.34	0.55
259	1700	0.59	-0.63	0.63	-2.94	78.60	25.45	0.43	1.01	0.96	0.60	3.92	0.57
259	1800	1.27	-0.51	-2.57	-1.81	94.30	24.01	0.79	1.59	1.72	0.67	5.20	0.72
259	1900	1.06	-0.56	-6.13	-0.85	97.10	22.81	0.66	2.18	0.75	0.16	2.73	0.49
259	2000	0.85	-0.20	-6.59	-0.64	93.00	22.36	0.59	2.00	1.03	0.10	3.34	0.51
259	2100	0.84	0.41	-6.34	-0.63	87.50	21.96	0.60	2.23	0.96	0.10	2.76	0.50
259	2200	0.71	0.23	-6.01	-0.53	82.60	21.76	0.57	2.35	1.08	0.11	2.74	0.48
259	2300	0.62	-0.60	-5.47	-0.47	78.90	21.69	0.56	1.87	0.95	0.10	2.51	0.47
260	0	0.58	-0.24	-5.55	-0.44	78.20	21.66	0.54	0.61	1.03	0.09	2.65	0.47
260	100	0.62	-0.35	-5.57	-0.48	77.50	21.64	0.54	0.94	1.20	0.12	2.63	0.47
260	200	0.67	-0.18	-5.43	-0.52	76.40	21.63	0.56	0.94	1.02	0.11	2.80	0.46
260	300	0.71	-0.49	-5.47	-0.56	74.00	21.67	0.57	0.93	1.11	0.12	3.10	0.47
260	400	0.67	-0.16	-6.06	-0.55	71.80	21.75	0.58	0.82	1.24	0.13	3.09	0.48
260	500	0.64	-0.52	-6.53	-0.61	69.16	21.75	0.57	1.06	1.27	0.16	3.07	0.47
260	600	0.66	-0.86	-5.64	-0.77	66.89	21.69	0.56	1.13	1.15	0.18	2.98	0.46
260	700	0.66	-0.61	-4.64	-0.89	67.58	21.67	0.56	1.21	1.05	0.25	3.18	0.46
260	800	0.68	-0.56	-4.18	-1.06	69.92	21.62	0.58	0.75	1.15	0.23	4.02	0.47
260	900	0.72	-0.24	-5.54	-1.21	73.80	21.29	0.58	0.86	0.93	0.23	3.21	0.49
260	1000	0.70	-0.38	-4.25	-1.30	70.70	21.10	0.57	0.92	1.02	0.27	3.44	0.50
260	1100	0.76	-0.23	-3.95	-1.59	75.00	20.64	0.57	0.66	1.05	0.26	3.22	0.49
260	1200	0.77	-0.48	-3.68	-1.53	75.30	20.49	0.59	1.00	1.00	0.25	3.06	0.47
260	1300	0.86	-0.45	-2.90	-1.68	75.20	20.45	0.61	0.94	1.03	0.24	3.09	0.47
260	1400	0.90	-0.07	-2.22	-1.68	76.70	20.24	0.57	0.61	0.93	0.20	4.32	0.47
260	1500	0.94	-0.30	-1.94	-1.82	78.80	19.91	0.62	0.88	0.85	0.23	3.59	0.48
260	1600	0.92	-0.41	-1.28	-1.64	79.50	19.91	0.61	1.23	0.95	0.23	3.38	0.48
260	1700	0.85	-0.57	-1.65	-1.54	85.10	20.18	0.59	1.19	1.03	0.24	3.05	0.50
260	1800	0.79	-0.60	-2.11	-1.43	86.90	20.45	0.57	1.74	0.84	0.23	2.79	0.46
260	1900	0.76	-0.44	-2.12	-1.17	86.20	20.77	0.53	1.24	0.80	0.19	2.92	0.47
260	2000	0.75	-0.17	-2.48	-1.18	81.10	21.07	0.54	0.77	0.88	0.21	2.58	0.46
260	2100	0.58	-0.40	-3.87	-0.91	76.60	21.28	0.56	0.78	1.30	0.32	4.48	0.47
260	2200	0.49	-0.40	-4.62	-0.71	77.30	21.33	0.51	0.62	0.95	0.20	2.71	0.47
260	2300	0.43	-0.63	-5.66	-0.49	77.60	21.36	0.52	0.98	1.01	0.17	2.71	0.47
261	0	0.32	-0.45	-6.39	-0.27	73.70	21.43	0.48	0.54	0.94	0.17	2.47	0.46
261	100	0.27	-0.53	-6.56	-0.20	72.70	21.32	0.50	0.57	0.99	0.16	2.50	0.45
261	200	0.19	-0.45	-6.22	-0.04	72.20	21.25	0.48	0.41	0.94	0.19	2.44	0.44
261	300	0.11	-0.46	-4.91	0.17	72.50	21.38	0.46	0.21	1.09	0.32	2.29	0.44
261	400	0.13	-0.51	-3.75	0.09	72.20	21.46	0.36	0.24	1.23	0.88	2.20	0.46

(Continued)

Table B2 (Continued)

		Mean Values						Standard Deviations					
	time	Gill w	Son w	Gill u	Gill v	WM RH	AIR T	Gill w	Son w	Gill u	Gill v	WM RH	AIR T
Day	GMT	m/s	m/s	m/s	m/s	%	C	m/s	m/s	m/s	m/s	%	C
261	500	0.10	-0.50	-3.15	0.39	71.50	21.53	0.39	0.26	1.08	0.78	2.10	0.49
261	600	0.06	-0.51	-1.93	0.61	71.20	21.63	0.35	0.20	0.80	0.69	1.81	0.47
261	700	0.13	-0.40	-2.12	1.35	70.10	21.60	0.37	0.23	1.15	0.71	1.90	0.48
261	800	0.03	-0.28	-1.19	0.00	71.30	21.43	0.31	0.35	0.81	0.62	1.86	0.47
261	900	0.05	-0.43	-0.65	-1.25	71.80	21.41	0.31	0.21	0.49	0.50	1.67	0.47
261	1000	0.13	-0.37	-1.12	-2.40	73.40	21.42	0.32	0.51	0.56	0.66	2.05	0.45
261	1100	0.18	-0.50	-2.85	-0.63	74.30	21.46	0.34	0.61	0.85	0.21	2.02	0.47
261	1200	0.14	-0.65	-4.14	-0.29	73.90	21.64	0.32	0.35	0.47	0.22	1.95	0.48
261	1300	0.14	-0.73	-4.10	0.03	75.20	21.83	0.33	0.45	0.46	0.39	2.13	0.46
261	1400	0.15	-0.78	-4.44	0.15	77.10	22.01	0.34	0.72	0.57	0.38	2.11	0.44
261	1500	0.18	-0.61	-4.03	0.88	79.10	22.29	0.33	0.26	0.49	0.39	2.10	0.47
261	1600	0.17	-0.58	-3.69	1.32	80.70	22.45	0.31	0.17	0.53	0.36	2.11	0.47
261	1700	0.13	-0.54	-2.57	1.16	81.30	22.59	0.29	0.18	0.47	0.32	2.04	0.48
261	1800	0.13	-0.56	-2.62	1.28	81.50	22.75	0.31	0.12	0.50	0.35	2.21	0.47
261	1900	0.13	-0.54	-2.62	1.75	81.60	22.83	0.28	0.16	0.60	0.47	2.12	0.46
261	2000	0.16	-0.61	-2.28	2.36	80.50	22.95	0.29	0.10	0.39	0.56	2.34	0.66
261	2100	0.23	-0.59	-2.59	3.18	81.30	23.10	0.33	0.12	0.47	0.56	2.08	0.46
261	2200	0.14	-0.60	-2.22	2.43	80.60	23.24	0.33	0.07	0.39	1.03	2.15	0.45
261	2300	0.07	-0.61	-1.99	1.86	83.40	23.30	0.34	0.07	0.46	0.17	2.38	0.47
262	0	0.03	-0.55	-1.02	1.81	86.00	23.44	0.33	0.04	0.48	0.15	2.15	0.49
262	100	0.06	-0.53	0.41	1.16	89.50	23.16	0.32	0.08	0.27	0.21	2.79	0.49
262	200	0.05	-0.54	0.67	0.84	92.80	23.06	0.22	0.03	0.21	0.09	1.93	0.44
262	300	0.05	-0.52	0.24	0.81	97.40	22.97	0.26	0.04	0.24	0.15	2.40	0.46
262	400	0.04	-0.52	0.74	0.78	99.00	22.82	0.27	0.07	0.30	0.10	1.99	0.46
262	500	0.05	-0.56	1.22	0.79	99.20	23.13	0.30	0.05	0.50	0.12	2.05	0.49
262	600	0.08	-0.56	2.21	0.73	97.30	23.34	0.44	0.12	0.45	0.14	2.03	0.47
262	700	0.06	-0.56	2.42	0.56	98.10	23.14	0.40	0.19	0.50	0.11	1.89	0.47
262	800	0.08	-0.58	2.54	0.48	98.70	23.16	0.36	0.24	0.47	0.13	2.04	0.46
262	900	0.09	-0.57	2.46	0.42	96.40	23.29	0.32	0.34	0.60	0.09	2.26	0.47
262	1000	0.11	-0.60	2.91	0.59	93.10	23.49	0.43	0.41	0.60	0.12	2.03	0.45
262	1100	0.08	-0.60	2.65	0.51	95.80	23.34	0.41	0.21	0.51	0.09	2.12	0.47
262	1200	0.10	-0.61	2.78	0.48	97.60	23.40	0.40	0.23	0.65	0.10	2.31	0.46
262	1300	0.13	-0.72	3.86	0.57	94.10	23.59	0.44	1.03	0.66	0.11	1.98	0.46
262	1400	0.17	-0.54	4.31	0.53	90.70	23.74	0.51	1.03	0.82	0.13	2.76	0.46
262	1500	0.18	-0.54	4.89	0.50	87.80	23.93	0.50	0.84	0.82	0.12	2.00	0.49
262	1600	0.19	-0.47	4.99	0.67	85.30	24.29	0.55	0.29	0.82	0.15	2.42	0.49
262	1700	0.26	-0.75	4.73	1.62	82.30	24.75	0.58	0.47	0.84	0.70	2.45	0.52
262	1800	0.26	-0.83	5.26	1.26	80.80	25.08	0.53	1.11	0.81	0.76	2.06	0.49
262	1900	0.18	-0.80	4.48	0.86	82.40	25.19	0.48	1.17	0.66	0.52	2.06	0.50
262	2000	0.23	-0.86	4.19	0.55	86.20	25.25	0.50	0.66	0.80	0.44	2.19	0.48
262	2100	0.18	-0.68	4.96	0.17	88.30	25.21	0.48	0.85	0.75	0.30	2.11	0.48
262	2200	0.11	-0.74	3.20	0.28	92.10	25.06	0.31	0.59	0.87	0.25	2.40	0.50
262	2300	0.05	-0.83	2.14	0.12	93.70	25.01	0.17	0.29	0.86	0.10	2.17	0.50
263	0	0.03	-0.78	0.64	0.45	96.60	24.86	0.12	0.23	0.34	0.14	2.36	0.49
263	100	0.05	-0.72	0.30	0.62	95.60	24.80	0.13	0.42	0.54	0.14	2.46	0.50
263	200	0.08	-0.67	1.54	0.80	100.80	24.44	0.25	0.45	0.40	0.19	2.62	0.49
263	300	0.08	-0.59	2.11	0.49	103.80	24.32	0.22	0.18	0.40	0.10	2.35	0.48
263	400	0.07	-0.53	2.48	0.21	999.00	24.10	0.18	0.50	0.53	0.22	999.00	0.46
263	500	0.04	-0.80	1.66	0.09	999.00	24.00	0.08	0.91	0.35	0.32	999.00	0.49
263	600	0.10	-0.80	2.37	0.50	999.00	24.02	0.16	0.55	0.52	0.12	999.00	0.47

(Continued)

Table B2 (Continued)

		Mean Values						Standard Deviations					
	time	Gill w	Son w	Gill u	Gill v	WM RH	AIR T	Gill w	Son w	Gill u	Gill v	WM RH	AIR T
Day	GMT	m/s	m/s	m/s	m/s	%	C	m/s	m/s	m/s	m/s	%	C
263	700	0.14	-0.53	3.00	0.32	999.00	23.96	0.11	0.37	0.21	0.09	999.00	0.48
263	800	0.13	-0.56	3.15	0.33	999.00	23.82	0.14	0.38	0.23	0.11	999.00	0.50
263	900	0.09	-0.60	2.48	0.17	999.00	23.77	0.12	1.39	0.60	0.17	999.00	0.45
263	1000	0.06	-0.58	0.81	-0.35	999.00	23.24	0.08	0.62	0.57	0.18	999.00	0.52
263	1100	0.08	-0.55	-0.16	-0.36	999.00	23.04	0.12	1.12	0.69	0.28	999.00	0.47
263	1200	0.02	0.13	0.93	-0.14	999.00	23.07	0.08	2.18	0.45	0.26	999.00	0.45
263	1300	0.08	-0.95	-1.98	0.01	999.00	23.27	0.13	1.04	1.07	0.44	999.00	0.48
263	1400	0.13	-0.60	-1.66	0.30	999.00	23.94	0.21	0.62	1.33	0.45	999.00	0.50
263	1500	0.13	0.30	999.00	1.53	103.10	23.99	0.17	1.01	999.00	0.83	7.46	0.47
263	1600	0.18	0.19	-2.31	1.96	105.50	23.95	0.24	0.96	0.33	0.31	1.51	0.35
263	1700	0.11	-0.59	-2.86	1.27	107.80	23.93	0.19	0.15	0.17	0.17	0.83	0.19
263	1800	0.16	-0.57	-3.74	1.58	107.20	23.90	0.27	0.21	0.40	0.28	2.09	0.46
263	1900	0.17	-0.58	-2.60	2.26	105.20	23.95	0.24	0.19	0.61	0.49	2.16	0.47
263	2000	0.15	-0.61	-1.34	2.84	106.50	24.03	0.21	0.15	0.29	0.41	2.43	0.47
263	2100	0.13	-0.60	-1.07	2.16	107.70	24.05	0.17	0.13	0.32	0.28	2.07	0.45
263	2200	0.16	-0.60	-0.74	2.68	106.20	24.14	0.19	0.13	0.19	0.60	2.15	0.47
263	2300	0.15	-0.59	-1.37	1.88	105.80	24.15	0.18	0.14	0.46	0.46	2.43	0.47
264	0	0.16	-0.60	-1.52	2.46	109.30	24.05	0.19	0.13	0.15	0.33	2.23	0.45
264	100	0.12	-0.61	-1.85	1.61	108.90	24.03	0.16	0.11	0.34	0.31	2.13	0.47
264	200	0.14	-0.61	-1.97	1.79	109.10	24.11	0.16	0.10	0.56	0.52	2.14	0.47
264	300	0.17	-0.62	-1.74	2.60	109.80	24.07	0.17	0.11	0.25	0.37	2.10	0.46
264	400	0.18	-0.60	-1.74	2.30	109.30	24.07	0.15	0.10	0.27	0.31	2.13	0.46
264	500	0.17	-0.60	-2.03	2.10	109.10	24.08	0.16	0.12	0.36	0.47	2.30	0.46
264	600	0.16	-0.61	-2.04	2.10	110.20	23.95	0.16	0.10	0.20	0.29	2.10	0.46
264	700	0.21	-0.61	-1.89	2.98	109.00	23.93	0.18	0.13	0.30	0.25	2.14	0.46
264	800	0.19	-0.62	-1.71	3.04	999.00	23.92	0.18	0.12	0.14	0.25	999.00	0.47
264	900	0.22	-0.59	-1.65	3.04	999.00	23.63	0.15	0.12	0.18	0.35	999.00	0.49
264	1000	0.20	-0.60	-1.61	2.77	999.00	23.86	0.14	0.11	0.22	0.29	999.00	0.47
264	1100	0.20	-0.62	-1.64	2.86	999.00	23.96	0.15	0.10	0.20	0.20	999.00	0.45
264	1200	0.17	-0.62	-1.46	2.63	110.00	24.02	0.15	0.10	0.31	0.25	2.27	0.46
264	1300	0.18	-0.65	-1.71	2.05	108.10	24.11	0.14	0.39	0.17	0.24	2.20	0.48
264	1400	0.11	-0.97	-1.00	1.99	105.60	24.21	0.12	0.41	0.25	0.27	2.21	0.47
264	1500	0.12	-0.74	-0.89	2.08	105.20	24.23	0.11	0.17	0.14	0.37	2.20	0.47
264	1600	0.09	-0.32	-1.11	1.63	102.80	24.35	0.11	0.14	0.18	0.30	2.04	0.48
264	1700	0.09	-0.48	-1.29	1.60	100.50	24.51	0.14	0.05	0.20	0.32	2.00	0.46
264	1800	0.12	-0.54	-1.56	1.81	98.10	24.71	0.15	0.06	0.37	0.26	2.15	0.47
264	1900	0.08	-0.60	-2.51	1.10	100.70	24.80	0.14	0.06	0.23	0.17	2.49	0.47
264	2000	0.07	-0.76	-3.19	0.89	104.10	24.77	0.14	0.14	0.44	0.31	2.19	0.48
264	2100	0.09	-0.89	-3.26	1.16	103.90	24.79	0.15	0.15	0.35	0.36	2.09	0.48
264	2200	0.05	-0.64	-3.15	0.30	104.30	24.73	0.12	0.18	0.63	0.40	2.04	0.46
264	2300	0.04	-0.73	-2.98	0.51	105.70	24.72	0.09	0.16	0.45	0.40	2.26	0.48
265	0	0.05	-0.76	-2.86	0.67	108.30	24.66	0.11	0.17	0.34	0.52	2.16	0.47
265	100	0.04	-0.59	-1.90	0.67	107.00	24.61	0.10	0.11	0.59	0.41	2.15	0.46
265	200	0.00	-0.59	-1.79	-0.04	109.00	24.51	0.02	0.26	0.53	0.34	2.27	0.47
265	300	0.03	-0.79	-2.53	0.01	999.00	24.38	0.08	0.24	0.34	0.67	999.00	0.47
265	400	0.10	-0.67	-3.53	-1.17	109.50	24.21	0.17	0.47	0.44	0.28	2.20	0.47
265	500	0.12	-0.68	-3.33	-1.89	107.10	24.11	0.22	0.44	0.61	0.37	2.59	0.49
265	600	0.17	-0.68	-5.19	-2.07	100.00	23.96	0.30	0.22	0.64	0.44	3.12	0.48
265	700	0.17	-0.46	-5.35	-2.29	999.00	23.72	0.32	1.09	0.59	0.38	999.00	0.48
265	800	0.15	-0.57	-5.09	-1.25	999.00	23.52	0.27	0.19	0.43	0.44	999.00	0.47

(Continued)

Table B2 (Continued)

		Mean Values						Standard Deviations					
	time	Gill w	Son w	Gill u	Gill v	WM RH	AIR T	Gill w	Son w	Gill u	Gill v	WM RH	AIR T
Day	GMT	m/s	m/s	m/s	m/s	%	C	m/s	m/s	m/s	m/s	%	C
265	900	0.19	-0.66	-4.95	-2.68	999.00	23.43	0.33	0.21	0.48	0.74	999.00	0.46
265	1000	0.22	-0.67	-5.82	-3.22	999.00	23.29	0.37	0.09	0.75	0.55	999.00	0.45
265	1100	0.23	-0.62	-6.97	-2.61	999.00	23.23	0.41	0.13	0.65	0.58	999.00	0.45
265	1200	0.19	-0.61	-6.95	-2.58	108.50	23.14	0.39	0.10	0.62	0.53	2.18	0.46
265	1300	0.20	-0.64	-6.38	-1.97	107.20	23.13	0.37	0.09	0.56	0.48	2.58	0.46
265	1400	0.19	-0.62	-5.54	-2.65	103.90	23.24	0.36	0.12	0.59	0.62	2.19	0.45
265	1500	0.19	-0.69	-5.42	-2.38	103.90	23.25	0.36	0.09	0.57	0.51	2.29	0.45
265	1600	0.16	-0.69	-4.81	-2.00	105.60	23.20	0.32	0.08	0.61	0.55	2.03	0.46
265	1700	0.13	-0.68	-4.16	-2.38	104.10	23.17	0.29	0.07	0.46	0.53	2.26	0.44
265	1800	0.15	-0.63	-4.38	-1.61	102.50	23.20	0.32	0.10	0.50	0.56	2.07	0.46
265	1900	0.12	-0.67	-4.17	-1.74	102.20	23.20	0.28	0.07	0.46	0.46	2.14	0.47
265	2000	0.14	-0.70	-3.44	-1.47	102.80	23.18	0.30	0.11	0.42	0.35	2.04	0.46
265	2100	0.13	-0.58	-3.43	-1.65	102.80	23.15	0.28	0.10	0.42	0.46	2.03	0.46
265	2200	0.11	-0.58	-3.61	-1.22	103.20	23.13	0.27	0.06	0.41	0.45	2.04	0.47
265	2300	0.11	-0.66	-3.55	0.06	102.90	23.14	0.26	0.13	0.39	0.37	2.10	0.46
266	0	0.12	-0.75	-4.65	-0.04	103.30	23.12	0.27	0.12	0.34	0.41	2.18	0.46
266	100	0.14	-0.69	-4.65	0.84	103.60	23.11	0.27	0.16	0.44	0.45	2.10	0.46
266	200	0.15	-0.74	-3.61	1.72	102.10	23.20	0.28	0.26	0.65	0.57	2.28	0.45
266	300	0.17	-0.83	-1.35	2.55	99.10	23.32	0.25	0.32	0.30	0.68	2.54	0.46
266	400	0.12	-0.91	-1.03	2.24	95.30	23.41	0.20	0.18	0.28	0.40	2.30	0.45
266	500	0.12	-0.71	-0.92	1.72	98.40	23.32	0.20	0.12	0.38	0.36	2.18	0.46
266	600	0.13	-0.61	-0.65	1.87	100.10	23.29	0.20	0.22	0.24	0.32	2.05	0.45
266	700	0.05	-0.77	-0.94	1.18	100.40	23.32	0.14	0.09	0.21	0.29	2.01	0.44
266	800	0.16	-0.80	-0.60	2.57	101.80	23.37	0.21	0.14	0.39	0.54	2.44	0.46
266	900	0.08	-0.88	-0.06	1.80	108.70	23.07	0.11	0.19	0.14	0.33	2.59	0.45
266	1000	0.07	-0.66	-0.16	1.68	999.00	23.26	0.12	0.20	0.19	0.31	999.00	0.46
266	1100	0.00	-0.43	0.00	0.81	999.00	23.16	0.02	0.03	0.14	0.28	999.00	0.47
266	1200	0.02	-0.84	0.70	0.97	999.00	23.34	0.06	0.28	0.33	0.32	999.00	0.49
266	1300	0.16	-0.81	0.50	2.49	107.80	23.61	0.19	0.82	0.20	0.71	2.09	0.48
266	1400	0.24	-0.67	1.28	3.17	102.30	24.18	0.32	0.46	0.36	0.56	2.75	0.50
266	1500	0.36	-0.69	2.01	4.64	101.20	24.60	0.47	0.27	0.52	0.72	2.69	0.50
266	1600	0.36	-0.76	2.63	3.60	96.60	25.17	0.48	0.28	0.81	1.12	4.33	0.53
266	1700	0.31	-0.83	3.08	3.03	88.30	25.79	0.56	0.60	0.91	0.83	3.23	0.53
266	1800	0.32	-0.74	3.45	2.74	84.60	26.40	0.58	0.16	1.02	1.23	2.88	0.54
266	1900	0.38	-0.71	1.90	4.94	80.00	26.74	0.48	0.08	0.51	0.71	2.08	0.53
266	2000	0.41	-0.75	2.76	4.35	76.80	27.24	0.55	0.07	0.88	0.89	2.39	0.55
266	2100	0.39	-0.79	3.92	3.78	73.20	27.52	0.60	0.12	0.85	0.73	1.69	0.51
266	2200	0.35	-0.79	3.80	3.52	75.70	27.35	0.52	0.11	0.88	0.73	2.77	0.51
266	2300	0.38	-0.80	3.21	4.39	85.20	26.80	0.51	0.06	0.63	0.82	2.93	0.49
267	0	0.44	-0.75	3.14	5.20	95.10	26.19	0.53	0.05	0.67	0.75	5.69	0.57
267	100	0.41	-0.74	2.91	5.39	104.90	25.60	0.52	0.05	0.55	0.97	2.41	0.48
267	200	0.38	-0.70	3.66	4.13	105.80	25.52	0.54	0.11	0.77	0.69	2.03	0.50
267	300	0.43	-0.69	4.86	4.37	105.40	25.50	0.63	0.22	1.03	0.74	2.02	0.49
267	400	0.48	-0.63	5.86	4.60	104.40	25.37	0.68	0.49	1.01	0.78	2.06	0.47
267	500	0.48	-0.66	5.83	4.13	106.70	25.21	0.64	0.55	0.98	0.73	2.33	0.48
267	600	0.43	-0.67	5.71	3.61	109.70	25.06	0.60	0.44	0.91	0.69	2.15	0.49
267	700	0.39	-0.69	5.95	3.29	999.00	25.02	0.59	0.28	0.96	0.58	999.00	0.48
267	800	0.38	-0.69	5.51	3.36	999.00	24.89	0.56	0.39	0.90	0.57	999.00	0.49
267	900	0.36	-0.69	5.95	2.78	999.00	24.92	0.56	0.25	1.07	0.57	999.00	0.52
267	1000	0.38	-0.70	6.40	2.74	110.60	24.89	0.56	0.24	0.94	0.53	2.12	0.51

(Continued)

Table B2 (Continued)

		Mean Values						Standard Deviations					
	time	Gill w	Son w	Gill u	Gill v	WM RH	AIR T	Gill w	Son w	Gill u	Gill v	WM RH	AIR T
Day	GMT	m/s	m/s	m/s	m/s	%	C	m/s	m/s	m/s	m/s	%	C
267	1100	0.34	-0.71	5.73	2.56	999.00	24.74	0.49	0.22	0.80	0.52	999.00	0.47
267	1200	0.36	-0.68	6.27	2.56	110.10	24.71	0.56	0.28	1.01	0.62	2.16	0.46
267	1300	0.38	-0.67	6.67	2.46	107.40	24.91	0.60	0.32	1.00	0.74	2.21	0.48
267	1400	0.34	-0.69	6.92	1.53	103.50	25.28	0.65	0.28	1.01	0.68	2.45	0.50
267	1500	0.34	-0.62	7.07	1.39	100.60	25.65	0.66	0.29	0.98	0.69	2.59	0.51
267	1600	0.34	-0.63	6.63	1.30	97.00	26.09	0.63	0.36	0.89	0.65	2.10	0.51
267	1700	0.27	-0.72	5.63	1.34	97.40	26.39	0.52	0.38	0.67	0.54	2.06	0.52
267	1800	0.29	-0.71	5.19	1.99	93.70	27.06	0.52	0.29	0.65	0.42	2.58	0.55
267	1900	0.19	-0.67	4.41	0.45	93.60	27.18	0.46	0.25	0.66	0.77	2.15	0.52
267	2000	0.18	-0.73	4.77	0.35	90.60	27.47	0.48	0.38	1.02	0.65	4.57	0.59
267	2100	0.26	-0.88	5.55	0.92	85.40	27.80	0.51	0.56	0.79	0.63	1.91	0.51
267	2200	0.22	-0.93	5.34	0.45	85.80	27.75	0.49	0.45	0.92	0.50	2.57	0.52
267	2300	0.19	-0.87	4.48	0.62	90.60	27.43	0.39	0.47	0.67	0.38	3.22	0.55
268	0	0.17	-0.93	3.72	0.77	97.50	26.90	0.29	0.30	0.70	0.54	1.99	0.50
268	100	0.20	-0.82	4.30	0.92	99.90	26.68	0.35	0.23	0.70	0.44	1.95	0.45
268	200	0.14	-0.76	3.80	0.20	97.80	26.72	0.29	0.17	0.68	0.44	2.49	0.51
268	300	0.16	-0.82	2.89	1.04	102.40	26.29	0.27	0.19	0.52	0.90	2.72	0.52
268	400	0.22	-0.75	2.87	1.71	108.20	26.02	0.27	0.20	0.48	0.29	2.26	0.50
268	500	0.27	-0.74	4.11	1.97	109.10	25.97	0.34	0.29	0.50	0.31	2.15	0.51
268	600	0.22	-0.72	4.15	1.56	107.30	25.99	0.35	0.34	0.53	0.65	2.44	0.50
268	700	0.14	-0.76	3.44	0.69	999.00	25.84	0.27	0.20	0.41	0.44	999.00	0.48
268	800	0.18	-0.77	3.93	1.03	999.00	25.72	0.31	0.25	0.53	0.33	999.00	0.44
268	900	0.13	-0.75	3.60	0.41	999.00	25.63	0.32	0.23	0.74	0.49	999.00	0.47
268	1000	0.16	-0.67	3.56	0.78	999.00	25.51	0.30	0.23	0.68	0.63	999.00	0.50
268	1100	0.16	-0.89	4.17	0.52	999.00	25.51	0.35	0.21	0.53	0.36	999.00	0.47
268	1200	0.20	-0.75	4.90	0.85	999.00	25.47	0.41	0.34	0.62	0.43	999.00	0.47
268	1300	0.20	-0.70	5.05	0.20	999.00	25.70	0.46	0.93	0.82	0.41	999.00	0.49
268	1400	0.18	-0.83	5.16	0.30	108.20	25.95	0.48	0.32	0.72	0.40	2.14	0.49
268	1500	0.17	-0.90	4.19	0.51	999.00	26.46	0.45	0.44	0.56	0.41	999.00	0.53
268	1600	0.23	-0.72	4.11	1.06	97.80	26.98	0.46	0.29	0.51	0.49	2.07	0.53
268	1700	0.25	-0.70	4.29	0.94	93.80	27.42	0.50	0.38	0.54	0.50	2.43	0.53
268	1800	0.19	-0.64	3.86	0.83	88.20	27.98	0.46	0.20	0.52	0.44	2.49	0.54
268	1900	0.22	-0.60	3.66	0.98	82.20	28.60	0.44	0.19	0.52	0.51	2.64	0.57
268	2000	0.25	-0.68	3.84	1.47	79.20	28.96	0.42	0.24	0.52	0.36	1.82	0.54
268	2100	0.27	-0.66	3.92	1.57	77.80	29.09	0.39	0.31	0.53	0.32	1.82	0.53
268	2200	0.21	-0.67	3.86	1.26	75.80	29.13	0.31	0.21	0.67	0.47	1.91	0.53
268	2300	0.14	-0.72	2.74	0.78	79.50	28.66	0.20	0.19	0.45	0.30	2.74	0.59
269	0	0.07	-0.82	-0.06	0.70	85.10	27.95	0.24	0.18	1.57	0.32	3.64	0.65
269	100	0.22	-0.76	-1.11	2.62	999.00	26.79	0.18	0.37	0.48	0.81	999.00	0.91
269	200	0.27	-0.77	-0.41	3.93	999.00	26.20	0.16	0.16	0.27	0.63	999.00	0.52
269	300	0.23	-0.92	0.28	3.14	999.00	26.56	0.12	0.21	0.35	0.72	999.00	0.56
269	400	0.24	-0.99	2.06	2.49	100.70	27.09	0.19	0.27	0.87	0.41	3.06	0.56
269	500	0.12	-0.82	2.89	0.62	100.80	26.92	0.18	0.22	0.49	0.40	4.45	0.55
269	600	0.09	-0.77	2.69	0.06	107.60	26.56	0.19	0.18	0.34	0.24	2.19	0.52
269	700	0.05	-0.84	2.38	-0.35	107.70	26.63	0.15	0.17	0.36	0.28	2.67	0.48
269	800	0.07	-0.85	2.63	-0.22	104.80	26.53	0.16	0.15	0.38	0.39	2.30	0.51
269	900	0.13	-0.87	3.21	0.48	999.00	26.21	0.23	0.17	0.46	0.39	999.00	0.52
269	1000	0.15	-0.83	3.50	0.59	999.00	26.08	0.27	0.34	0.54	0.30	999.00	0.47
269	1100	0.11	-0.73	3.08	0.12	999.00	26.14	0.24	0.41	0.42	0.24	999.00	0.55
269	1200	0.10	-0.69	2.91	-0.07	999.00	26.24	0.22	0.38	0.41	0.20	999.00	0.48

(Continued)

Table B2 (Continued)

		Mean Values						Standard Deviations					
	time	Gill w	Son w	Gill u	Gill v	WM RH	AIR T	Gill w	Son w	Gill u	Gill v	WM RH	AIR T
Day	GMT	m/s	m/s	m/s	m/s	%	C	m/s	m/s	m/s	m/s	%	C
269	1300	0.11	-0.74	3.24	0.04	104.30	26.51	0.31	0.28	0.52	0.30	2.86	0.51
269	1400	0.12	-0.71	2.68	-0.77	94.80	26.99	0.30	0.25	0.71	0.52	3.58	0.54
269	1500	0.11	-0.66	2.25	-0.12	88.30	27.52	0.35	0.29	0.49	0.48	2.86	0.57
269	1600	0.10	-0.62	0.87	-0.11	86.30	27.96	0.23	0.18	1.25	0.59	2.47	0.59
269	1700	0.01	-0.59	-2.05	-0.60	82.80	27.51	0.04	0.18	0.88	0.34	3.61	0.55
269	1800	0.01	-0.56	-1.67	0.24	85.50	27.30	0.05	0.24	0.25	0.45	3.55	0.51
269	1900	0.14	-0.71	-0.93	2.23	88.10	27.24	0.12	0.19	0.30	0.74	3.32	0.53
269	2000	0.21	-0.76	-0.90	2.92	80.90	28.01	0.17	0.18	0.54	0.40	5.63	0.76
269	2100	0.31	-0.75	-1.44	4.19	89.70	27.70	0.18	0.07	0.34	0.38	3.66	0.60
269	2200	0.25	-0.78	0.65	3.23	76.50	28.92	0.25	0.08	0.87	0.65	5.77	0.68
269	2300	0.24	-0.77	1.18	3.04	77.20	28.91	0.20	0.04	0.24	0.28	2.11	0.54
270	0	0.21	-0.78	1.23	2.89	81.00	28.73	0.16	0.05	0.15	0.33	3.55	0.56
270	100	0.23	-0.79	0.97	3.08	93.60	28.15	0.14	0.05	0.22	0.52	5.59	0.57
270	200	0.23	-0.81	2.08	2.52	98.60	27.84	0.30	0.10	0.54	0.55	2.58	0.53
270	300	0.24	-0.77	2.98	2.07	100.70	27.63	0.34	0.24	0.88	0.44	2.12	0.49
270	400	0.27	-0.76	3.76	2.14	102.10	27.39	0.37	0.27	0.55	0.43	2.10	0.52
270	500	0.29	-0.77	4.52	2.02	101.80	27.14	0.37	0.27	0.72	0.41	2.02	0.51
270	600	0.29	-0.80	5.16	1.84	102.80	26.92	0.44	0.37	0.76	0.43	2.05	0.50
270	700	0.22	-0.82	5.02	1.10	104.40	26.69	0.42	0.39	0.82	0.56	2.15	0.52
270	800	0.24	-0.90	4.59	1.43	107.30	26.44	0.38	0.30	0.62	0.40	2.07	0.48
270	900	0.25	-0.88	4.79	1.36	107.50	26.41	0.38	0.30	0.78	0.41	2.20	0.50
270	1000	0.19	-0.88	4.78	0.10	106.00	26.38	0.38	0.34	0.76	0.53	2.30	0.49
270	1100	0.17	-0.83	4.43	-0.06	105.60	26.25	0.34	0.39	0.77	0.31	3.91	0.49
270	1200	0.16	-0.81	4.48	-0.01	100.90	26.20	0.36	0.40	0.66	0.42	2.00	0.50
270	1300	0.17	-0.75	4.51	-0.56	100.00	26.30	0.38	0.50	0.60	0.49	2.19	0.51
270	1400	0.17	-0.69	3.42	-1.20	95.60	26.76	0.36	0.39	0.82	0.55	3.00	0.57
270	1500	0.15	-0.67	2.36	-0.99	84.30	27.65	0.35	0.30	0.63	0.75	4.47	0.61
270	1600	0.06	-0.70	0.37	-1.74	76.70	28.00	0.23	0.19	0.90	1.21	2.20	0.56
270	1700	0.11	-0.64	-1.55	-3.35	85.20	27.30	0.26	0.19	0.74	1.94	4.08	0.56
270	1800	0.23	-0.73	-1.67	-7.65	89.60	26.66	0.36	0.70	0.37	0.72	2.30	0.51
270	1900	0.18	-0.79	-1.98	-5.94	90.00	26.49	0.30	0.96	0.35	0.66	3.45	0.50
270	2000	0.14	-0.86	-1.31	-4.43	90.90	26.45	0.24	0.87	0.26	0.56	2.16	0.50
270	2100	0.09	-0.51	-1.69	-3.48	91.40	26.38	0.17	0.67	0.39	0.53	1.92	0.50
270	2200	0.08	-0.74	-3.17	-1.85	95.50	26.15	0.17	0.58	0.46	0.29	3.13	0.51
270	2300	0.08	-0.84	-2.53	-0.76	103.70	25.73	0.18	0.39	0.57	0.48	3.58	0.50
271	0	0.03	-0.60	-1.58	0.35	110.50	25.52	0.10	0.13	0.40	0.29	2.18	0.49
271	100	0.00	-0.67	-0.96	0.08	110.40	25.50	0.04	0.08	0.26	0.13	2.10	0.50
271	200	0.03	-0.68	-0.56	-1.08	109.50	25.54	0.19	0.30	0.57	1.04	2.57	0.49
271	300	0.16	-0.71	-3.75	-2.46	999.00	25.00	0.32	0.29	0.71	0.91	999.00	0.57
271	400	0.16	-0.69	-2.46	-2.42	999.00	24.58	0.31	0.74	0.37	0.49	999.00	0.48
271	500	0.15	-0.70	-3.45	-3.10	999.00	24.68	0.31	0.29	0.51	0.41	999.00	0.49
271	600	0.20	-0.79	-3.36	-4.35	999.00	24.63	0.38	0.37	0.46	0.67	999.00	0.48
271	700	0.20	-0.79	-4.16	-3.87	999.00	24.57	0.38	0.41	0.71	0.82	999.00	0.48
271	800	0.19	-0.67	-5.20	-3.19	999.00	24.53	0.39	0.40	0.55	0.40	999.00	0.48
271	900	0.21	-0.73	-5.41	-3.53	999.00	24.48	0.41	0.49	0.75	0.50	999.00	0.48
271	1000	0.20	-0.74	-6.36	-2.92	999.00	24.36	0.40	0.34	0.61	0.60	999.00	0.49
271	1100	0.20	-0.76	-6.47	-2.11	107.30	24.26	0.40	0.33	0.60	0.37	2.75	0.49
271	1200	0.20	-0.71	-6.43	-2.40	104.20	24.27	0.39	0.47	0.81	0.58	2.46	0.49
271	1300	0.18	-0.89	-6.63	-2.58	105.70	24.11	0.40	0.92	0.70	0.54	2.18	0.49
271	1400	0.21	-0.65	-5.12	-2.86	104.10	24.07	0.39	0.58	0.75	0.46	2.19	0.49

(Continued)

Table B2 (Continued)

		Mean Values						Standard Deviations					
	time	Gill w	Son w	Gill u	Gill v	WM RH	AIR T	Gill w	Son w	Gill u	Gill v	WM RH	AIR T
Day	GMT	m/s	m/s	m/s	m/s	%	C	m/s	m/s	m/s	m/s	%	C
271	1500	0.19	-0.76	-4.90	-3.25	103.60	24.09	0.38	0.28	0.64	0.53	2.07	0.48
271	1600	0.22	-0.76	-5.55	-3.31	102.30	24.11	0.41	0.22	0.63	0.48	2.10	0.49
271	1700	0.23	-0.87	-5.18	-3.86	101.30	24.08	0.43	0.58	0.69	0.58	2.08	0.49
271	1800	0.23	-0.90	-5.34	-3.43	101.30	24.04	0.43	0.85	0.72	0.52	2.09	0.48
271	1900	0.22	-0.75	-5.59	-3.13	100.60	24.03	0.42	0.61	0.78	0.65	2.03	0.48
271	2000	0.19	-0.82	-5.57	-2.93	98.80	24.05	0.42	0.45	0.65	0.65	2.21	0.48
271	2100	0.18	-0.80	-5.15	-2.60	98.50	24.12	0.40	0.26	0.57	0.46	2.10	0.47
271	2200	0.17	-0.72	-4.43	-2.60	97.80	24.19	0.36	0.16	0.64	0.47	2.08	0.47
271	2300	0.17	-0.70	-3.23	-3.22	99.50	24.24	0.34	0.22	0.65	0.51	2.15	0.49
272	0	0.18	-0.70	-2.42	-4.28	101.30	24.18	0.34	0.42	0.41	0.53	2.03	0.48
272	100	0.18	-0.68	-2.59	-4.07	103.50	23.98	0.35	0.26	0.42	0.53	2.08	0.48
272	200	0.20	-0.69	-3.67	-4.16	105.90	23.94	0.39	0.18	0.92	0.66	2.37	0.48
272	300	0.23	-0.58	-4.97	-3.52	108.80	23.89	0.41	0.43	0.58	0.39	2.22	0.48
272	400	0.22	-0.67	-5.14	-3.16	999.00	23.88	0.41	0.41	0.51	0.48	999.00	0.47
272	500	0.18	-0.70	-5.36	-1.89	999.00	23.94	0.36	0.24	0.49	0.50	999.00	0.48
272	600	0.18	-0.73	-5.69	-0.89	999.00	24.07	0.33	0.35	0.46	0.41	999.00	0.49
272	700	0.14	-0.75	-4.95	-0.69	999.00	24.22	0.30	0.22	0.44	0.29	999.00	0.48
272	800	0.14	-0.72	-3.98	-1.15	999.00	24.25	0.28	0.20	0.34	0.21	999.00	0.48
272	900	0.10	-0.63	-3.29	-1.13	999.00	24.25	0.23	0.19	0.29	0.24	999.00	0.48
272	1000	0.10	-0.82	-2.32	-1.21	999.00	24.34	0.21	0.14	0.70	0.28	999.00	0.48
272	1100	0.11	-0.79	-3.61	-0.37	999.00	24.39	0.22	0.23	0.50	0.42	999.00	0.48
272	1200	0.14	-0.75	-4.34	0.94	999.00	24.51	0.24	0.14	0.66	0.32	999.00	0.47
272	1300	0.15	-0.74	-2.73	1.70	108.50	24.66	0.22	0.13	0.53	0.22	2.64	0.48
272	1400	0.18	-0.96	-1.79	2.28	103.90	24.90	0.23	0.13	0.26	0.27	2.18	0.48
272	1500	0.12	-0.92	-1.28	1.94	102.60	24.94	0.19	0.08	0.20	0.29	2.08	0.50
272	1600	0.14	-0.73	-1.21	2.43	100.10	25.04	0.21	0.12	0.21	0.63	2.85	0.48
272	1700	0.20	-0.74	-1.82	3.39	95.40	25.33	0.24	0.20	0.41	0.31	2.29	0.48
272	1800	0.22	-0.85	-2.30	3.85	92.70	25.48	0.27	0.19	0.24	0.40	2.15	0.48
272	1900	0.26	-0.73	-2.45	4.47	92.90	25.48	0.31	0.11	0.27	0.41	2.14	0.48
272	2000	0.31	-0.86	-2.68	4.92	93.00	25.55	0.33	0.26	0.27	0.44	2.22	0.49
272	2100	0.34	-0.76	-2.48	5.88	92.40	25.61	0.35	0.18	0.35	0.64	2.07	0.48
272	2200	0.40	-0.68	-1.94	6.92	92.80	25.66	0.35	0.09	0.35	0.52	2.43	0.50
272	2300	0.41	-0.67	-1.39	6.79	95.90	25.58	0.35	0.09	0.35	0.63	2.44	0.49
273	0	0.37	-0.65	-0.58	5.95	96.40	25.55	0.30	0.12	0.64	0.94	2.06	0.49
273	100	0.18	-0.70	0.35	3.20	95.00	25.34	0.22	0.10	0.21	0.45	1.96	0.48
273	200	0.10	-0.88	0.16	2.07	97.60	25.18	0.13	0.20	0.20	0.36	2.14	0.48
273	300	0.13	-0.89	0.23	2.46	101.20	25.11	0.16	0.12	0.26	0.46	2.36	0.51
273	400	0.23	-0.79	0.91	3.22	100.30	25.17	0.17	0.11	0.26	0.37	2.58	0.51
273	500	0.26	-0.72	1.59	3.14	97.20	25.57	0.32	0.26	0.38	0.61	1.98	0.50
273	600	0.23	-0.66	1.83	2.82	99.80	25.51	0.28	0.30	0.36	0.53	2.42	0.48
273	700	0.24	-0.56	1.29	3.14	104.80	25.38	0.25	0.42	0.28	0.37	2.30	0.48
273	800	0.25	-0.70	0.93	3.26	107.80	25.32	0.25	0.22	0.28	0.46	2.10	0.49
273	900	0.31	-0.75	1.47	4.16	107.30	25.39	0.31	0.25	0.58	0.71	2.14	0.50
273	1000	0.25	-0.93	1.92	2.92	108.60	25.35	0.31	0.46	0.41	0.57	2.17	0.47
273	1100	0.21	-0.77	2.25	2.27	999.00	25.18	0.27	0.40	0.50	0.44	999.00	0.49
273	1200	0.22	-0.74	2.85	1.61	999.00	25.14	0.31	0.27	0.55	0.56	999.00	0.49
273	1300	0.24	-0.85	3.80	1.72	999.00	25.40	0.40	0.77	0.68	0.47	999.00	0.49
273	1400	0.29	-0.68	4.36	1.96	107.50	25.73	0.47	0.58	0.63	0.54	2.41	0.49
273	1500	0.25	-0.74	4.87	1.34	103.20	25.88	0.53	0.23	0.60	0.58	4.37	0.51
273	1600	0.24	-0.62	5.00	1.10	92.40	26.33	0.56	0.29	0.67	0.62	2.17	0.53

(Continued)

Table B2 (Continued)

		Mean Values						Standard Deviations					
	time	Gill w	Son w	Gill u	Gill v	WM RH	AIR T	Gill w	Son w	Gill u	Gill v	WM RH	AIR T
Day	GMT	m/s	m/s	m/s	m/s	%	C	m/s	m/s	m/s	m/s	%	C
273	1700	0.33	-0.62	3.81	2.00	88.20	26.90	0.58	0.18	0.76	0.73	2.52	0.54
273	1800	0.32	-0.63	3.04	2.63	83.00	27.49	0.55	0.13	0.76	0.79	2.82	0.53
276	1500	0.00	-0.81	-2.37	0.64	92.80	26.01	0.02	0.04	0.39	0.32	4.14	0.32
276	1600	0.17	-0.23	-1.79	1.91	90.50	26.15	0.09	0.68	0.25	0.41	4.66	0.54
276	1700	0.30	-0.78	-1.21	2.73	99.80	26.00	0.12	0.18	0.12	0.13	1.01	0.25
276	1800	0.36	-0.76	-1.98	3.44	97.50	26.06	0.19	0.16	0.57	0.47	2.35	0.49
276	1900	0.39	-0.75	-2.78	4.56	94.20	26.04	0.26	0.19	0.26	0.44	1.81	0.45
276	2000	0.47	-0.71	-2.09	5.34	99.30	25.91	0.23	0.21	0.70	0.39	3.53	0.51
276	2100	0.48	-0.70	-1.42	5.71	104.90	25.94	0.22	0.22	0.36	0.45	2.15	0.49
276	2200	0.53	-0.68	-1.58	6.61	106.80	26.12	0.25	0.26	0.38	0.41	2.15	0.45
276	2300	0.54	-0.67	-0.84	6.36	109.90	26.10	0.19	0.21	0.44	0.61	2.48	0.50
277	0	0.52	-0.66	999.00	5.40	999.00	999.00	0.21	0.21	999.00	0.54	999.00	999.00
277	100	0.58	-0.60	1.73	5.76	108.10	26.85	0.42	0.42	0.63	0.80	2.40	0.53
277	200	0.60	-0.61	2.67	5.99	108.30	26.77	0.51	0.52	0.61	1.01	2.48	0.51
277	300	0.63	-0.60	3.28	6.10	105.80	26.74	0.59	0.61	0.62	0.94	2.61	0.50
277	400	0.55	-0.64	3.16	5.05	108.70	26.63	0.50	0.52	0.58	0.74	2.30	0.50
277	500	0.55	-0.63	3.49	4.72	108.70	26.70	0.54	0.56	0.81	0.78	2.16	0.51
277	600	0.62	-0.58	5.92	3.89	106.80	26.89	0.64	0.69	1.06	0.87	2.10	0.51
277	700	0.51	-0.67	6.57	2.19	105.80	26.80	0.57	0.58	0.86	0.73	2.06	0.48
277	800	0.47	-0.72	6.59	1.65	105.10	26.68	0.56	0.56	1.00	0.60	2.17	0.50
277	900	0.49	-0.69	6.44	1.77	106.50	26.44	0.53	0.53	0.84	0.62	2.16	0.45
277	1000	0.50	-0.69	6.64	1.86	105.30	26.33	0.55	0.55	0.94	0.65	2.28	0.49
277	1100	0.46	-0.72	6.25	1.25	105.30	26.21	0.51	0.51	0.86	0.56	2.14	0.48
277	1200	0.44	-0.75	6.81	1.02	104.60	26.19	0.55	0.54	1.00	0.58	2.05	0.46
277	1300	0.45	-0.77	7.56	1.03	103.40	26.26	0.61	0.59	1.08	0.58	2.05	0.50
277	1400	0.48	-0.72	7.67	0.87	100.00	26.46	0.66	0.64	1.16	0.67	2.45	0.51
277	1500	0.46	-0.72	7.20	0.73	97.10	26.64	0.64	0.62	0.99	0.62	2.39	0.49
277	1600	0.51	-0.64	6.49	1.32	93.40	27.12	0.64	0.60	0.80	0.68	2.94	0.57
277	1700	0.52	-0.67	7.30	2.06	84.00	28.07	0.66	0.65	0.98	0.73	3.53	0.61
277	1800	0.56	-0.69	8.61	2.60	75.60	28.82	0.73	0.74	1.12	0.74	2.54	0.56
277	1900	0.59	-0.65	8.56	2.53	70.70	29.34	0.75	0.76	1.08	0.77	2.23	0.53
277	2000	0.63	-0.59	8.11	3.06	66.34	29.71	0.74	0.76	1.19	0.72	1.75	0.58
277	2100	0.57	-0.62	6.87	2.74	65.35	29.86	0.66	0.67	1.07	0.96	1.84	0.60
277	2200	0.43	-0.74	5.50	1.49	70.90	29.58	0.45	0.44	0.70	0.56	2.67	0.58
277	2300	0.42	-0.77	5.99	0.95	75.30	29.16	0.51	0.49	0.77	0.60	2.01	0.55
278	0	0.44	-0.74	5.89	1.68	76.30	28.94	0.44	0.45	0.76	0.82	2.20	0.55
278	100	0.52	-0.68	5.39	2.89	75.30	28.87	0.45	0.49	0.81	0.68	2.68	0.57
278	200	0.54	-0.66	6.12	2.89	79.10	28.64	0.51	0.55	0.98	0.55	1.80	0.54
278	300	0.53	-0.70	7.24	2.33	80.80	28.32	0.56	0.59	0.93	0.74	2.07	0.53
278	400	0.56	-0.69	7.62	2.65	82.60	28.06	0.63	0.65	1.03	0.70	2.87	0.56
278	500	0.59	-0.65	7.70	2.85	86.40	27.76	0.65	0.68	1.13	0.75	1.98	0.53
278	600	0.55	-0.73	8.37	1.66	87.50	27.65	0.76	0.76	1.20	0.94	2.13	0.51
278	700	0.47	-0.80	8.15	1.06	90.80	27.43	0.72	0.70	1.23	0.73	2.00	0.51
278	800	0.47	-0.78	7.87	0.99	92.80	27.19	0.69	0.68	1.14	0.69	2.05	0.52
278	900	0.44	-0.77	6.92	0.82	97.00	26.90	0.63	0.62	1.10	0.58	2.20	0.51
278	1000	0.51	-0.71	7.17	1.70	99.30	26.71	0.63	0.64	1.03	1.04	1.93	0.50
278	1100	0.43	-0.79	7.10	0.76	99.10	26.75	0.60	0.60	1.03	0.58	1.97	0.49
278	1200	0.41	-0.77	7.02	0.44	98.20	26.75	0.61	0.59	1.04	0.65	2.25	0.47
278	1300	0.36	-0.70	6.34	-0.57	92.10	26.82	0.52	0.46	0.99	0.48	2.17	0.50
278	1400	0.39	-0.74	5.60	-2.26	88.50	27.03	0.52	0.45	0.92	0.88	2.12	0.51

(Continued)

Table B2 (Continued)

		Mean Values						Standard Deviations					
	time	Gill w	Son w	Gill u	Gill v	WM RH	AIR T	Gill w	Son w	Gill u	Gill v	WM RH	AIR T
Day	GMT	m/s	m/s	m/s	m/s	%	C	m/s	m/s	m/s	m/s	%	C
278	1500	0.49	-0.52	3.17	-4.48	88.10	27.10	0.48	0.43	0.85	1.03	1.89	0.52
278	1600	0.36	-0.61	-0.35	-5.98	93.30	26.33	0.36	0.23	1.85	0.68	4.40	0.71
278	1700	0.18	-0.69	-2.87	-4.03	94.90	25.92	0.13	0.12	0.47	0.75	2.95	0.50
278	1800	0.27	-0.64	-3.49	-3.65	94.50	25.59	0.26	0.22	0.41	0.65	2.95	0.47
278	1900	999.00	999.00	999.00	999.00	999.00	999.00	999.00	999.00	999.00	999.00	999.00	999.00
278	2000	0.26	-0.65	-4.29	-2.71	91.30	25.23	0.24	0.21	0.53	0.47	4.09	0.48
278	2100	0.28	-0.64	-4.64	-2.36	86.40	25.22	0.27	0.25	0.50	0.40	2.05	0.49
278	2200	0.28	-0.62	-4.59	-2.63	82.30	25.23	0.28	0.26	0.52	0.42	2.73	0.48
278	2300	0.26	-0.67	-5.39	-1.28	87.30	25.09	0.27	0.25	0.50	0.85	4.03	0.50
279	0	0.28	-0.69	-5.64	0.41	89.20	25.02	0.28	0.24	0.46	0.45	2.35	0.48
279	100	0.32	-0.68	-5.00	1.83	94.00	24.94	0.31	0.24	0.59	0.53	3.19	0.49
279	200	0.36	-0.71	-3.74	3.09	99.10	24.95	0.29	0.22	0.64	0.65	3.00	0.49
279	300	0.37	-0.72	-2.94	3.29	101.80	24.94	0.25	0.19	0.49	0.58	2.12	0.48
279	400	0.44	-0.70	-1.68	4.75	101.40	24.94	0.22	0.19	0.58	0.59	2.22	0.47
279	500	0.38	-0.72	-0.05	3.96	104.80	24.90	0.24	0.22	0.76	0.76	2.15	0.46
279	600	0.24	-0.74	1.74	0.33	103.30	24.96	0.26	0.21	1.05	1.89	3.00	0.50
279	700	0.47	-0.54	4.86	-3.63	96.40	24.63	0.56	0.46	1.50	1.13	6.62	0.52
279	800	0.62	-0.28	5.51	-5.96	81.70	23.87	0.68	0.64	1.13	1.19	3.21	0.51
279	900	0.66	-0.17	5.15	-6.89	79.30	23.24	0.75	0.72	0.96	1.22	2.19	0.48
279	1000	0.64	-0.16	4.93	-6.86	83.90	22.71	0.70	0.68	0.83	1.12	3.39	0.50
279	1100	0.60	-0.20	3.82	-6.92	88.60	22.29	0.60	0.59	0.62	0.99	2.05	0.46
279	1200	0.54	-0.26	3.13	-6.48	87.10	22.41	0.55	0.53	0.54	1.00	2.69	0.46
279	1300	0.47	-0.34	2.81	-5.46	85.80	22.26	0.49	0.46	0.42	0.74	1.87	0.39
279	1400	0.51	-0.32	2.63	-6.15	79.40	22.67	0.52	0.47	0.64	1.02	2.42	0.48
279	1500	0.64	-0.22	3.17	-8.33	67.42	23.31	0.58	0.54	0.81	1.17	4.45	0.50
279	1600	0.60	-0.27	2.49	-8.23	63.66	23.55	0.57	0.52	1.40	1.34	2.80	0.45
279	1700	0.58	-0.24	-0.97	-11.83	81.30	22.78	0.60	0.59	0.88	1.36	6.78	0.56
279	1800	0.54	-0.22	-1.77	-11.48	85.30	22.27	0.61	0.60	0.81	1.23	2.79	0.47
279	1900	0.52	-0.21	-2.77	-11.31	76.80	22.14	0.61	0.62	0.80	0.99	4.05	0.46
279	2000	0.53	-0.22	-2.01	-11.85	65.16	22.11	0.64	0.63	0.68	1.10	4.95	0.46
279	2100	0.50	-0.25	-2.20	-10.03	58.92	22.30	0.56	0.55	0.73	1.27	3.90	0.46
279	2200	0.47	-0.28	-1.59	-8.65	57.66	22.37	0.52	0.50	0.72	1.00	3.86	0.45
279	2300	0.39	-0.34	-1.00	-7.84	56.54	22.40	0.46	0.44	0.59	0.76	3.43	0.45
280	0	0.44	-0.33	0.38	-8.24	52.32	22.44	0.46	0.40	0.65	0.80	4.25	0.45
280	100	0.43	-0.35	0.14	-7.90	49.33	22.34	0.46	0.40	0.51	0.68	3.73	0.46
280	200	0.44	-0.32	-0.34	-8.19	51.60	22.38	0.48	0.42	0.82	0.92	3.87	0.45
280	300	0.42	-0.34	-1.18	-8.32	50.25	22.35	0.49	0.46	0.56	1.22	4.02	0.47
280	400	0.44	-0.29	-1.55	-7.66	56.69	22.28	0.48	0.46	0.91	0.86	5.82	0.47
280	500	0.41	-0.34	-2.14	-7.97	62.04	22.05	0.51	0.48	0.85	1.03	3.46	0.44
280	600	0.40	-0.32	-3.38	-6.65	62.10	21.84	0.50	0.47	0.88	1.16	3.20	0.47
280	700	0.37	-0.33	-4.57	-4.70	63.90	21.70	0.48	0.46	0.93	1.07	3.50	0.48
280	800	0.36	-0.34	-3.83	-4.87	65.78	21.53	0.47	0.45	0.83	1.16	3.04	0.47
280	900	0.36	-0.32	-4.05	-3.66	66.89	21.38	0.48	0.45	0.95	1.05	2.73	0.46
280	1000	0.31	-0.37	-4.06	-2.37	65.08	21.27	0.43	0.40	0.90	0.92	2.38	0.45
280	1100	0.30	-0.40	-3.54	-2.77	67.25	21.23	0.45	0.42	0.88	0.81	2.62	0.45
280	1200	0.32	-0.36	-3.19	-3.39	68.09	21.17	0.46	0.44	0.90	0.88	2.40	0.46
280	1300	0.26	-0.43	-2.86	-2.38	67.85	21.17	0.42	0.39	0.82	0.90	2.16	0.34
280	1400	0.28	-0.48	-2.52	-2.81	67.06	21.21	0.41	0.40	0.71	0.87	2.23	0.46
280	1500	0.29	-0.48	-2.57	-3.58	68.56	21.17	0.42	0.41	0.73	0.84	2.14	0.45
280	1600	0.32	-0.44	-2.77	-3.86	70.10	21.15	0.45	0.44	0.67	0.77	2.44	0.46

(Continued)

Table B2 (Continued)

		Mean Values						Standard Deviations					
	time	Gill w	Son w	Gill u	Gill v	WM RH	AIR T	Gill w	Son w	Gill u	Gill v	WM RH	AIR T
Day	GMT	m/s	m/s	m/s	m/s	%	C	m/s	m/s	m/s	m/s	%	C
280	1700	0.28	-0.47	-2.89	-2.87	68.80	21.18	0.44	0.42	0.81	0.87	2.49	0.46
280	1800	0.31	-0.45	-2.29	-3.20	67.67	21.26	0.44	0.42	0.76	0.78	2.27	0.46
280	1900	0.27	-0.51	-2.63	-3.20	68.78	21.25	0.43	0.41	0.75	0.83	2.26	0.44
280	2000	0.25	-0.53	-2.70	-2.39	69.23	21.32	0.41	0.39	0.82	0.88	1.92	0.46
280	2100	0.23	-0.58	-2.76	-0.93	68.87	21.52	0.38	0.36	0.70	0.90	2.29	0.48
280	2200	0.22	-0.59	-3.28	0.35	73.80	21.62	0.38	0.35	0.70	0.58	2.09	0.47
280	2300	0.23	-0.55	-3.42	0.41	79.20	21.64	0.38	0.35	0.67	0.49	3.49	0.47
281	0	0.28	-0.49	-2.92	0.86	83.80	21.78	0.36	0.33	0.68	0.71	2.64	0.47
281	100	0.31	-0.52	-2.83	1.96	77.50	22.09	0.38	0.33	0.67	0.65	3.41	0.46
281	200	0.28	-0.59	-3.26	2.26	74.90	22.27	0.33	0.28	0.77	0.54	3.03	0.45
281	300	0.32	-0.54	-4.17	2.21	83.50	22.25	0.38	0.32	0.71	0.49	2.38	0.46
281	400	0.35	-0.54	-3.07	2.79	84.70	22.33	0.38	0.32	0.67	0.67	2.11	0.47
281	500	0.37	-0.54	-2.23	3.30	87.40	22.52	0.35	0.31	0.59	0.57	2.14	0.47
281	600	0.33	-0.56	-3.52	2.17	91.30	22.66	0.33	0.28	0.65	0.55	2.48	0.47
281	700	0.33	-0.55	-4.68	1.71	94.40	22.77	0.35	0.30	0.71	0.36	2.08	0.48
281	800	0.31	-0.57	-5.70	1.83	95.60	22.89	0.36	0.31	0.56	0.43	1.98	0.48
281	900	0.34	-0.54	-6.18	1.67	96.70	22.99	0.38	0.33	0.61	0.45	2.05	0.46
281	1000	0.36	-0.53	-7.16	2.18	97.50	23.04	0.40	0.33	0.59	0.50	2.03	0.45
281	1100	0.38	-0.56	-6.76	2.71	98.30	23.19	0.40	0.32	0.63	0.43	2.11	0.46
281	1200	0.38	-0.59	-6.12	2.96	98.50	23.36	0.38	0.29	0.60	0.43	2.08	0.47
281	1300	0.38	-0.62	-5.86	2.60	98.30	23.57	0.35	0.27	0.53	0.37	2.16	0.46
281	1400	0.36	-0.65	-5.99	2.64	999.00	23.77	0.34	0.26	0.54	0.33	999.00	0.47
281	1500	0.36	-0.64	-5.47	2.39	100.40	23.93	0.32	0.25	0.65	0.29	2.19	0.46
281	1600	0.36	-0.68	-3.47	3.20	99.70	24.12	0.26	0.21	0.79	0.49	2.08	0.48
281	1700	0.50	-0.62	-1.13	5.68	92.40	24.67	0.40	0.31	1.03	2.11	10.11	0.66
281	1800	0.67	-0.51	0.68	7.74	80.80	25.25	0.44	0.45	0.56	0.91	2.37	0.48
281	1900	0.67	-0.47	0.87	7.10	80.40	25.40	0.48	0.47	0.66	1.08	1.79	0.46
281	2000	0.65	-0.52	0.98	7.51	999.00	999.00	0.52	0.51	0.64	0.99	999.00	999.00
281	2100	0.66	-0.55	999.00	7.89	999.00	999.00	0.87	0.50	999.00	1.04	999.00	999.00
281	2200	0.54	-0.59	0.80	5.99	80.70	25.54	0.40	0.39	0.37	0.74	2.12	0.48
281	2300	0.57	-0.56	1.19	6.22	87.70	25.25	0.43	0.43	0.44	0.74	3.63	0.50
282	0	0.50	-0.58	1.46	4.80	96.80	24.80	0.36	0.37	0.43	0.74	4.24	0.48
282	100	0.49	-0.57	1.93	4.30	101.10	24.50	0.38	0.39	0.37	0.53	1.94	0.48
282	200	0.42	-0.62	1.65	3.78	103.60	24.25	0.29	0.30	0.26	0.58	2.35	0.49
282	300	0.36	-0.67	1.93	2.85	102.60	24.21	0.29	0.30	0.40	0.71	2.08	0.49
282	400	0.21	-0.72	1.89	0.95	102.90	24.06	0.14	0.13	0.29	0.41	2.53	0.48
282	500	0.14	-0.71	0.88	0.75	102.70	23.98	0.03	0.05	0.31	0.14	2.02	0.46
282	600	0.14	-0.70	-0.51	1.10	105.60	23.77	0.02	0.04	0.33	0.47	2.42	0.50
282	700	0.14	-0.72	-0.41	1.20	107.70	23.72	0.02	0.04	0.16	0.42	2.25	0.50
282	800	0.14	-0.72	-0.85	0.26	110.70	23.78	0.02	0.04	0.30	0.17	2.14	0.48
282	900	0.14	-0.72	-1.01	-0.03	999.00	23.81	0.03	0.05	0.22	0.29	999.00	0.47
282	1000	0.15	-0.73	-1.54	-0.29	999.00	23.74	0.05	0.05	0.54	0.47	999.00	0.48
282	1100	0.17	-0.75	-2.17	-0.70	999.00	23.77	0.10	0.12	0.75	0.24	999.00	0.47
282	1200	0.18	-0.72	999.00	-1.81	999.00	999.00	0.42	0.10	999.00	0.44	999.00	999.00
282	1300	0.22	-0.68	-3.54	-1.90	999.00	23.82	0.18	0.17	0.42	0.22	999.00	0.44
282	1400	0.22	-0.70	-4.32	-0.34	999.00	23.78	0.18	0.15	1.11	0.75	999.00	0.47
282	1500	0.19	-0.70	-4.46	-0.35	999.00	23.77	0.14	0.12	0.73	0.28	999.00	0.41
282	1600	0.19	-0.77	-2.82	0.71	999.00	23.90	0.12	0.13	0.90	0.43	999.00	0.47
282	1700	0.15	-0.76	-1.73	-0.28	999.00	23.91	0.05	0.08	0.76	0.33	999.00	0.43
282	1800	0.16	-0.73	-2.43	-0.93	999.00	23.90	0.08	0.09	0.56	0.35	999.00	0.47

(Continued)

Table B2 (Continued)

		Mean Values						Standard Deviations					
	time	Gill w	Son w	Gill u	Gill v	WM RH	AIR T	Gill w	Son w	Gill u	Gill v	WM RH	AIR T
Day	GMT	m/s	m/s	m/s	m/s	%	C	m/s	m/s	m/s	m/s	%	C
282	1900	0.15	-0.73	-1.16	-1.43	999.00	23.96	0.04	0.09	0.60	0.45	999.00	0.47
282	2000	0.27	-0.66	999.00	-4.49	999.00	23.72	0.66	0.17	999.00	0.65	999.00	0.68
282	2100	0.29	-0.62	-0.52	-4.01	999.00	23.59	0.22	0.17	0.17	0.41	999.00	0.47
282	2200	0.23	-0.66	0.26	-3.66	999.00	23.38	0.18	0.12	0.28	0.40	999.00	0.47
282	2300	0.14	-0.70	0.27	-1.44	999.00	23.44	0.05	0.09	0.16	0.84	999.00	0.51
283	0	0.14	-0.66	-0.41	0.35	999.00	23.50	0.03	0.17	0.39	0.36	999.00	0.43
283	100	0.14	-0.23	-0.15	0.71	999.00	23.49	0.03	0.08	0.56	0.48	999.00	0.47
283	200	0.14	-0.32	-0.15	-0.18	999.00	23.48	0.02	0.05	0.18	0.44	999.00	0.49
283	300	0.15	-0.15	999.00	-1.06	999.00	999.00	0.68	0.20	999.00	0.60	999.00	999.00
283	400	0.14	0.07	0.30	-0.75	999.00	23.61	0.03	0.14	0.16	0.59	999.00	0.49
283	500	0.19	0.11	1.67	-0.65	999.00	23.58	0.14	0.17	0.61	0.61	999.00	0.48
283	600	0.29	-0.19	2.14	-1.68	999.00	23.47	0.24	0.23	0.39	0.52	999.00	1.09
283	700	0.37	-0.43	2.23	-2.91	999.00	23.44	0.32	0.30	0.40	0.56	999.00	0.48
283	800	0.33	-0.57	1.56	-3.33	999.00	23.22	0.27	0.24	0.31	0.47	999.00	0.48
283	900	0.67	0.10	1.41	-4.66	999.00	999.00	0.65	0.69	0.47	1.36	999.00	999.00
283	1000	0.73	0.98	-0.28	-7.52	999.00	21.78	0.60	0.16	0.74	0.94	999.00	0.50
283	1100	0.56	0.66	-5.77	-10.77	999.00	22.54	0.69	0.85	2.41	1.49	999.00	0.61
283	1200	0.65	-0.14	999.00	-9.74	999.00	22.36	0.84	0.79	999.00	1.43	999.00	0.46
283	1300	0.66	-0.09	999.00	-9.35	999.00	22.12	0.84	0.77	999.00	1.45	999.00	0.47
283	1400	0.63	-0.13	-7.21	-9.42	999.00	21.75	0.76	0.71	0.99	1.21	999.00	0.54
283	1500	0.65	-0.13	999.00	-9.51	999.00	999.00	0.76	0.69	999.00	1.30	999.00	999.00
283	1600	0.72	-0.16	999.00	-9.62	999.00	21.76	0.86	0.68	999.00	1.57	999.00	0.59
283	1700	0.89	-0.12	999.00	-5.40	999.00	22.60	0.89	0.67	999.00	1.20	999.00	0.63
283	1800	1.15	-0.17	999.00	-5.77	999.00	999.00	0.71	0.68	999.00	0.99	999.00	999.00
283	1900	1.20	-0.02	999.00	-5.68	999.00	999.00	1.41	0.36	999.00	1.26	999.00	999.00
283	2000	1.17	0.98	999.00	-5.08	999.00	999.00	1.42	0.94	999.00	1.52	999.00	999.00
283	2100	1.23	1.22	999.00	-4.66	999.00	999.00	1.75	1.38	999.00	1.51	999.00	999.00
283	2200	1.25	999.00	999.00	-6.05	999.00	999.00	1.34	999.00	999.00	1.40	999.00	999.00
283	2300	1.23	0.70	999.00	-5.94	999.00	999.00	0.89	2.62	999.00	1.13	999.00	999.00
284	0	0.99	-0.04	-12.36	-6.00	107.20	22.37	0.91	1.94	1.49	1.12	2.36	0.46
284	100	0.65	2.22	999.00	-6.08	999.00	999.00	0.83	1.62	999.00	1.21	999.00	999.00
284	200	0.62	2.04	-12.81	-5.46	100.50	22.50	0.84	1.62	1.48	1.26	2.16	0.47
284	300	0.62	-0.02	-13.20	-4.58	99.20	22.27	0.79	0.76	1.50	1.53	2.22	0.47
284	400	0.67	0.01	-12.74	-5.67	98.90	22.04	0.85	0.81	1.65	1.26	2.23	0.47
284	500	0.68	0.04	-12.60	-5.87	96.80	22.08	0.82	0.78	1.44	1.29	2.46	0.49
284	600	0.62	0.03	-12.41	-6.31	93.60	22.39	0.80	0.77	1.45	1.11	2.41	0.49
284	700	0.57	0.06	-12.02	-5.74	90.00	22.66	0.79	0.76	1.49	1.16	2.54	0.48
284	800	0.57	0.09	-11.28	-5.97	89.60	22.61	0.77	0.73	1.46	1.16	2.99	0.49
284	900	0.56	0.02	-10.42	-6.64	92.50	22.53	0.74	0.71	1.36	1.11	2.60	0.48
284	1000	0.62	0.05	-10.56	-6.10	94.70	22.53	0.77	0.75	1.37	1.16	2.77	0.49
284	1100	0.63	0.05	-10.55	-6.79	96.40	22.56	0.74	0.70	1.32	1.12	2.24	0.49
284	1200	0.68	0.03	-10.70	-6.46	97.50	22.67	0.76	0.75	1.53	1.08	2.19	0.49
284	1300	0.63	0.01	-10.60	-6.50	98.00	22.73	0.79	0.75	1.25	0.86	1.03	0.19
284	1400	0.68	0.01	-11.21	-5.89	99.20	22.80	0.72	0.70	1.32	1.03	4.25	1.03
284	1500	0.68	0.01	-10.43	-6.01	100.10	22.90	0.74	0.73	1.35	1.16	2.06	0.49
284	1600	0.65	-0.02	-10.65	-6.27	99.50	22.96	0.72	0.69	1.35	0.97	2.11	0.48
284	1700	0.63	0.00	-10.01	-6.32	99.70	22.95	0.71	0.69	1.26	0.95	2.08	0.48
284	1800	0.57	-0.06	-10.09	-6.75	99.30	22.95	0.74	0.71	1.37	0.88	2.11	0.48
284	1900	0.60	-0.01	-9.83	-6.91	99.20	22.97	0.74	0.72	1.28	0.97	2.01	0.48
284	2000	0.59	0.00	-9.11	-7.19	99.20	22.91	0.71	0.66	1.32	1.03	4.48	1.14

(Continued)

Table B2 (Continued)

		Mean Values						Standard Deviations					
	time	Gill w	Son w	Gill u	Gill v	WM RH	AIR T	Gill w	Son w	Gill u	Gill v	WM RH	AIR T
Day	GMT	m/s	m/s	m/s	m/s	%	C	m/s	m/s	m/s	m/s	%	C
284	2100	0.66	0.05	999.00	-6.77	98.10	23.01	0.76	0.62	999.00	1.06	2.59	0.64
284	2200	0.55	0.00	-8.33	-5.86	96.30	23.05	0.55	0.52	0.99	0.79	2.25	0.48
284	2300	0.54	-0.01	-8.77	-5.64	96.50	23.08	0.58	0.52	1.13	0.74	2.46	0.47
285	0	0.94	-0.05	999.00	-6.07	999.00	999.00	1.23	0.54	999.00	1.18	999.00	999.00
285	100	1.08	-0.08	-7.79	-5.51	100.40	22.92	0.56	0.52	0.99	0.82	2.59	0.67
285	200	1.03	-0.19	999.00	-5.02	999.00	999.00	0.69	0.52	999.00	0.77	999.00	999.00
285	300	1.01	-0.26	-7.66	-4.81	102.30	22.95	0.50	0.48	1.00	0.74	2.13	0.46
285	400	1.00	-0.28	999.00	-4.29	999.00	22.98	0.86	0.46	999.00	0.69	999.00	0.79
285	500	1.00	-0.30	-7.20	-3.61	102.10	23.05	0.45	0.44	0.75	0.63	2.14	0.46
285	600	0.97	-0.32	-6.98	-3.39	102.60	23.04	0.51	0.38	0.82	0.61	2.82	0.64
285	700	0.95	-0.36	-6.07	-3.59	103.70	23.03	0.38	0.36	0.82	0.52	2.05	0.46
285	800	0.99	-0.29	-4.86	-4.20	103.40	23.03	0.40	0.38	0.70	0.63	2.10	0.46
285	900	0.96	-0.31	-4.36	-4.65	102.50	23.01	0.37	0.36	0.89	0.74	2.72	0.47
285	1000	1.00	-0.21	-4.11	-6.03	109.10	22.42	0.43	0.46	0.58	0.87	2.78	0.95
285	1100	0.99	-0.09	999.00	-6.45	999.00	21.20	0.84	0.04	999.00	0.76	999.00	0.63
285	1200	1.01	-0.08	-4.09	-6.42	999.00	21.20	0.44	0.04	0.58	0.85	999.00	0.50
285	1300	1.03	-0.08	-3.89	-7.49	999.00	21.67	0.49	0.04	0.49	0.73	999.00	0.37
285	1400	1.01	-0.11	-4.63	-7.27	999.00	21.75	0.47	0.05	0.66	0.73	999.00	0.44
285	1500	1.00	-0.09	-3.46	-6.62	999.00	21.88	0.44	0.05	0.66	0.63	999.00	0.47
285	1600	1.00	-0.02	-3.44	-6.51	103.20	21.99	0.43	0.07	0.47	0.65	2.63	0.48
285	1700	1.00	0.00	-4.80	-5.10	100.60	22.16	0.44	0.06	1.24	0.95	2.32	0.48
285	1800	0.95	0.08	-4.53	-3.99	99.20	22.33	0.38	0.18	1.07	0.49	2.03	0.47
285	1900	0.93	0.60	-3.04	-3.96	98.50	22.42	0.33	0.19	0.47	0.60	2.02	0.46
285	2000	0.94	0.07	-2.39	-3.83	99.10	22.43	0.31	0.19	0.68	0.48	2.10	0.45
285	2100	0.89	-0.20	-1.59	-4.14	99.20	22.46	0.27	0.09	0.35	0.52	1.94	0.46
285	2200	0.88	-0.02	-0.96	-3.86	96.70	22.54	0.25	0.17	0.50	0.57	2.74	0.64
285	2300	0.94	0.71	-1.21	-4.93	94.80	22.55	0.31	0.15	1.02	0.37	2.10	0.46
286	0	0.96	0.48	-2.51	-4.67	96.70	22.56	0.33	0.08	0.34	0.48	2.16	0.46
286	100	0.92	0.28	-3.49	-3.12	100.00	22.52	0.32	0.13	0.65	0.78	2.06	0.46
286	200	0.93	0.18	-5.01	-1.42	104.00	22.53	0.30	0.11	0.41	0.34	2.86	0.47
286	300	0.91	0.07	999.00	-0.56	999.00	999.00	0.29	0.05	999.00	0.63	999.00	999.00
286	400	0.92	0.15	-4.98	0.59	109.40	22.47	0.28	0.05	0.50	0.23	2.09	0.45
286	500	0.90	0.07	-3.56	0.81	109.90	22.50	0.24	0.04	0.49	0.27	2.09	0.44
286	600	0.86	0.09	-3.09	0.54	999.00	22.52	0.17	0.04	0.36	0.36	999.00	0.44
286	700	0.84	0.06	-2.45	0.51	999.00	22.51	0.15	0.04	0.38	0.23	999.00	0.42
286	800	0.86	0.02	999.00	0.88	999.00	999.00	0.16	0.04	999.00	0.39	999.00	999.00
286	900	0.87	0.01	-3.02	1.03	999.00	22.67	0.17	0.03	0.48	0.29	999.00	0.43
286	1000	0.91	0.00	-3.79	2.20	110.80	22.80	0.23	0.03	0.56	0.57	2.15	0.45
286	1100	1.01	-0.01	-2.42	4.03	110.10	22.93	0.30	0.04	0.57	0.64	2.19	0.46
286	1200	0.95	0.02	-1.89	3.26	109.60	23.05	0.23	0.10	0.33	0.49	2.12	0.46
286	1300	0.21	0.24	1.37	-3.18	109.20	23.25	0.34	0.29	0.20	0.22	1.70	0.34
286	1400	0.48	0.77	1.39	-3.97	109.30	23.32	0.69	0.69	0.20	0.47	8.70	0.48
286	1600	999.00	-0.09	1.47	-4.38	999.00	999.00	999.00	0.17	0.38	2.60	999.00	999.00
286	1700	0.35	-0.12	1.72	-4.96	999.00	999.00	0.23	0.09	0.53	0.41	999.00	999.00
286	1800	0.38	-0.09	2.49	-5.82	999.00	23.49	0.25	0.06	0.40	0.49	999.00	0.46
286	1900	0.35	-0.02	2.17	-5.61	999.00	23.77	0.28	0.06	0.47	0.63	999.00	0.44
286	2000	0.43	0.05	2.20	-6.95	999.00	23.95	0.27	0.06	0.34	0.69	999.00	0.48
286	2100	0.47	0.07	2.38	-7.52	999.00	24.13	0.25	0.05	0.31	0.48	999.00	0.49
286	2200	0.47	-0.03	0.94	-7.22	999.00	24.86	0.30	0.06	1.31	0.59	999.00	0.70
286	2300	0.52	-0.02	-0.95	-7.15	999.00	25.30	0.38	0.05	0.49	0.60	999.00	0.51

(Continued)

Table B2 (Continued)

		Mean Values						Standard Deviations					
	time	Gill w	Son w	Gill u	Gill v	WM RH	AIR T	Gill w	Son w	Gill u	Gill v	WM RH	AIR T
Day	GMT	m/s	m/s	m/s	m/s	%	C	m/s	m/s	m/s	m/s	%	C
287	0	0.46	0.00	999.00	-6.84	999.00	999.00	0.81	0.04	999.00	0.81	999.00	999.00
287	100	0.51	-0.01	-0.82	-6.98	999.00	25.30	0.40	0.05	0.39	0.64	999.00	0.48
287	200	0.49	0.00	-1.44	-6.81	999.00	25.19	0.43	0.05	0.46	0.78	999.00	0.47
287	300	0.52	0.05	-1.88	-7.68	999.00	25.08	0.52	0.08	0.53	0.97	999.00	0.48
287	400	0.55	0.01	-1.09	-8.07	999.00	24.86	0.44	0.05	0.47	0.80	999.00	0.48
287	500	0.56	-0.02	-1.51	-8.48	999.00	24.57	0.54	0.09	0.82	1.05	999.00	0.50
287	600	0.54	0.28	999.00	-7.58	999.00	24.10	0.56	0.31	999.00	0.89	999.00	0.52
287	700	0.45	0.44	-2.01	-6.83	999.00	24.07	0.51	0.04	0.52	0.78	999.00	0.48
287	800	0.48	0.35	-2.15	-6.39	999.00	24.04	0.51	0.05	0.52	0.74	999.00	0.48
287	900	0.37	0.23	-2.30	-4.69	999.00	24.04	0.42	0.05	0.44	0.69	999.00	0.47
287	1000	0.39	0.25	-2.07	-5.27	999.00	24.31	0.45	0.06	0.45	0.94	999.00	0.48
287	1100	0.41	0.18	-2.43	-5.55	999.00	24.42	0.48	0.06	0.53	0.64	999.00	0.49
287	1200	0.41	0.31	-2.37	-5.44	999.00	24.47	0.47	0.08	0.57	0.63	999.00	0.49
287	1300	0.49	0.47	999.00	-5.73	999.00	999.00	0.62	0.08	999.00	0.94	999.00	999.00
287	1400	0.51	0.43	999.00	-5.90	999.00	25.38	1.10	0.81	999.00	1.13	999.00	0.66
287	1500	0.52	0.45	-6.81	-4.54	999.00	25.50	0.76	0.82	1.10	0.91	999.00	0.48
287	1600	0.42	0.60	-6.22	-3.39	999.00	25.72	0.66	0.73	1.02	0.72	999.00	0.50
287	1700	0.38	0.40	-6.38	-2.76	999.00	26.10	0.62	0.67	1.00	0.70	999.00	0.49
287	1800	0.35	999.00	999.00	-1.03	999.00	999.00	1.27	999.00	999.00	1.35	999.00	999.00
287	1900	0.34	999.00	-3.62	-3.17	999.00	24.57	0.50	999.00	1.76	1.13	999.00	0.50
287	2000	0.43	999.00	999.00	-3.88	999.01	999.00	0.78	999.00	999.00	1.28	999.00	999.00
287	2100	0.51	999.00	999.00	-4.76	999.00	999.00	0.99	999.00	999.00	0.98	999.00	999.00
287	2200	0.42	999.00	-5.25	-3.93	999.00	24.10	0.64	999.00	1.18	0.76	999.00	0.43
287	2300	0.40	999.00	-6.43	-3.13	999.00	24.03	0.60	999.00	1.01	0.57	999.00	0.48
288	0	0.31	999.00	-5.43	-2.54	999.00	23.94	0.50	999.00	0.79	0.56	999.00	0.47
288	100	0.36	999.00	-4.93	-2.82	999.00	23.87	0.53	999.00	0.92	0.70	999.00	0.49
288	200	0.33	999.00	-5.17	-2.46	999.00	23.73	0.50	999.00	0.79	0.55	999.00	0.49
288	300	0.36	999.00	-6.34	-2.49	999.00	23.77	0.56	999.00	0.93	0.61	999.00	0.46
288	400	0.22	999.00	-4.91	-0.43	999.00	23.74	0.45	999.00	0.95	1.56	999.00	0.45
288	500	0.29	999.00	-3.38	4.72	999.00	23.64	0.48	999.00	0.62	1.68	999.00	0.49
288	600	0.33	999.00	-2.05	6.48	999.00	22.99	0.44	999.00	0.47	1.01	999.00	0.49
288	700	0.35	999.00	1.75	10.26	999.00	21.88	0.58	999.00	1.20	1.21	999.00	0.63
288	800	0.34	999.00	1.72	10.75	999.00	20.98	0.59	999.00	0.78	0.99	999.00	0.47
288	900	0.33	999.00	2.07	10.75	999.00	20.46	0.59	999.00	0.83	0.99	999.00	0.45
288	1000	0.36	999.00	2.13	10.60	999.00	20.17	0.63	999.00	0.81	0.99	999.00	0.46
288	1100	0.34	999.00	2.32	10.66	999.00	19.94	0.62	999.00	1.03	1.17	999.00	0.46
288	1200	0.31	999.00	2.48	9.91	999.00	19.65	0.62	999.00	0.91	1.08	999.00	0.45
288	1300	0.29	999.00	2.69	9.21	75.50	19.50	0.59	999.00	0.97	1.19	999.00	0.44
288	1400	0.31	999.00	3.19	8.08	91.90	19.24	0.61	999.00	1.03	1.05	2.51	0.46
288	1500	0.31	999.00	3.02	8.63	91.80	18.89	0.59	999.00	0.93	1.15	2.59	0.44
288	1600	0.27	999.00	2.38	7.79	91.50	18.66	0.61	999.00	0.94	1.08	2.36	0.37
288	1700	0.31	999.00	2.78	6.92	92.50	18.53	0.61	999.00	0.92	1.10	2.50	0.44
288	1800	0.23	999.00	2.37	5.69	91.70	18.39	0.56	999.00	0.88	0.91	2.29	0.42
288	1900	0.23	999.00	2.18	6.01	91.80	18.41	0.54	999.00	0.91	1.00	2.44	0.41
288	2000	0.24	999.00	1.98	5.91	90.40	18.44	0.56	999.00	1.02	1.17	2.32	0.41
288	2100	0.21	999.00	1.85	6.26	88.40	18.45	0.54	999.00	0.95	1.01	2.06	0.34
288	2200	0.20	999.00	1.89	5.26	85.10	18.54	0.54	999.00	0.80	0.98	2.44	0.42
288	2300	0.20	999.00	1.66	5.17	83.10	18.76	0.50	999.00	0.94	1.05	2.57	0.41
289	0	0.22	999.00	0.85	6.09	79.90	18.90	0.50	999.00	0.91	1.22	2.80	0.41
289	100	0.22	999.00	0.94	6.46	77.90	18.99	0.51	999.00	0.87	1.06	3.12	0.41

(Continued)

Table B2 (Continued)

		Mean Values						Standard Deviations					
	time	Gill w	Son w	Gill u	Gill v	WM RH	AIR T	Gill w	Son w	Gill u	Gill v	WM RH	AIR T
Day	GMT	m/s	m/s	m/s	m/s	%	C	m/s	m/s	m/s	m/s	%	C
289	200	0.28	999.00	1.76	7.02	73.40	19.17	0.57	999.00	0.97	1.13	3.02	0.42
289	300	0.28	999.00	2.88	7.02	74.70	19.15	0.58	999.00	0.87	1.21	3.13	0.43
289	400	0.28	999.00	3.80	5.93	75.10	19.22	0.55	999.00	0.89	1.26	3.16	0.43
289	500	0.25	999.00	3.76	5.70	75.40	19.24	0.54	999.00	0.96	1.32	2.83	0.42
289	600	0.25	999.00	4.01	5.43	76.30	19.26	0.51	999.00	1.03	1.41	2.80	0.42
289	700	0.24	999.00	4.31	5.54	75.70	19.27	0.52	999.00	1.05	1.27	2.51	0.41
289	800	0.25	999.00	3.86	6.28	76.20	19.29	0.56	999.00	0.89	1.19	2.79	0.42
289	900	0.29	999.00	4.38	6.12	77.70	19.34	0.55	999.00	1.11	1.38	2.87	0.42
289	1000	0.27	999.00	4.53	6.76	78.50	19.37	0.55	999.00	0.92	1.13	2.66	0.43
289	1100	0.25	999.00	4.65	6.72	78.80	19.50	0.55	999.00	0.93	1.39	2.68	0.44
289	1200	0.30	999.00	4.43	6.55	82.00	19.62	0.56	999.00	1.00	1.31	2.70	0.44
289	1300	0.24	999.00	4.57	6.87	82.60	19.70	0.55	999.00	0.91	1.30	2.50	0.43
289	1400	0.29	999.00	4.66	7.13	84.40	19.85	0.56	999.00	1.11	1.37	2.50	0.44
289	1500	0.34	999.00	3.46	9.28	88.70	19.84	0.60	999.00	1.10	1.60	4.33	0.44
289	1600	0.37	999.00	2.93	10.88	999.00	19.70	0.63	999.00	0.92	1.11	999.00	0.36
289	1700	0.36	999.00	2.39	11.22	92.60	19.67	0.66	999.00	0.95	1.14	2.46	0.44
289	1800	0.38	999.00	2.12	11.75	91.60	19.51	0.65	999.00	0.89	1.15	2.67	0.44
289	1900	0.34	999.00	1.33	11.21	86.00	19.36	0.64	999.00	0.82	1.15	3.87	0.44
289	2000	0.33	999.00	1.50	9.78	78.50	19.37	0.58	999.00	0.92	1.08	4.01	0.43
289	2100	0.31	999.00	1.50	9.08	73.00	19.46	0.56	999.00	0.80	0.88	3.48	0.43
289	2200	0.30	999.00	1.62	8.64	72.50	19.48	0.54	999.00	0.74	0.96	3.05	0.42
289	2300	0.28	999.00	999.00	9.21	999.00	999.00	0.99	999.00	999.00	1.08	999.00	999.00
290	0	0.33	999.00	-0.24	8.49	74.80	19.38	0.51	999.00	1.16	1.08	5.75	0.47
290	100	0.36	999.00	-1.95	7.24	83.30	19.00	0.48	999.00	0.87	0.85	2.66	0.44
290	200	0.34	999.00	0.05	7.86	75.40	19.34	0.51	999.00	1.29	0.93	5.15	0.47
290	300	0.25	999.00	0.98	7.19	71.20	19.47	0.49	999.00	0.75	0.97	3.18	0.42
290	400	0.27	999.00	1.69	7.58	76.90	19.41	0.52	999.00	0.92	0.95	2.78	0.42
290	500	0.25	999.00	2.74	7.83	75.40	19.35	0.50	999.00	1.04	1.09	2.60	0.40
290	600	0.26	999.00	2.37	8.13	73.20	19.40	0.54	999.00	1.00	1.21	3.01	0.42
290	700	0.29	999.00	1.98	8.28	72.70	19.40	0.53	999.00	0.96	1.06	3.14	0.41
290	800	0.27	999.00	3.05	7.69	74.00	19.44	0.53	999.00	1.00	1.10	3.25	0.42
290	900	0.27	999.00	2.60	8.30	71.20	19.48	0.50	999.00	1.02	1.13	2.87	0.42
290	1000	0.26	999.00	2.41	8.53	70.50	19.50	0.52	999.00	0.80	1.11	3.19	0.42
290	1100	0.26	999.00	2.19	8.32	70.60	19.48	0.51	999.00	0.99	1.33	3.15	0.42
290	1200	0.28	999.00	1.74	8.61	71.00	19.52	0.51	999.00	0.70	1.21	2.91	0.43
290	1300	0.31	999.00	2.00	7.61	68.35	19.58	0.64	999.00	0.94	1.02	3.33	0.42
290	1400	0.34	999.00	-2.32	5.23	90.50	18.75	0.45	999.00	0.68	0.88	4.32	0.46
290	1500	0.31	-0.40	999.00	5.58	999.00	999.00	1.10	0.58	999.00	1.34	999.00	999.00
290	1600	0.20	-0.25	1.58	5.64	66.25	19.61	0.43	0.40	0.82	1.02	2.23	0.30
290	1700	0.20	-0.22	1.03	5.56	65.79	19.63	0.44	0.41	0.68	1.06	2.33	0.42
290	1800	0.17	-0.25	0.63	5.22	66.51	19.63	0.37	0.34	0.79	0.73	2.11	0.41
290	1900	0.17	-0.23	0.69	4.56	67.75	19.65	0.38	0.36	0.52	0.73	2.40	0.40
290	2000	0.17	-0.23	1.20	4.33	65.32	19.76	0.37	0.35	0.46	0.62	2.30	0.32
290	2100	0.18	-0.24	1.94	3.85	66.41	19.89	0.38	0.36	0.68	0.85	2.21	0.41
290	2200	0.15	-0.29	1.86	3.86	67.36	19.94	0.37	0.35	0.71	1.01	2.02	0.41
290	2300	0.19	-0.27	1.24	4.95	67.69	20.01	0.39	0.36	0.65	0.70	2.64	0.43
291	0	0.20	-0.25	0.26	6.26	69.60	20.02	0.39	0.34	0.56	0.82	3.59	0.42
291	100	0.21	-0.19	-1.36	4.54	80.40	19.63	0.34	0.29	0.50	0.68	3.52	0.44
291	200	0.19	-0.21	-1.48	3.93	84.70	19.42	0.30	0.25	0.38	0.61	2.56	0.41
291	300	0.20	-0.20	-1.75	3.90	92.60	19.41	0.30	0.25	0.33	0.50	3.70	0.40

(Continued)

Table B2 (Continued)

		Mean Values						Standard Deviations					
	time	Gill w	Son w	Gill u	Gill v	WM RH	AIR T	Gill w	Son w	Gill u	Gill v	WM RH	AIR T
Day	GMT	m/s	m/s	m/s	m/s	%	C	m/s	m/s	m/s	m/s	%	C
291	400	0.22	-0.21	-1.78	4.90	92.70	19.28	0.33	0.27	0.31	0.62	5.38	0.41
291	500	0.25	-0.18	-2.08	5.15	92.50	18.95	0.37	0.31	0.34	0.65	4.79	0.40
291	600	0.24	-0.20	-2.13	4.84	99.50	18.57	0.40	0.34	0.38	0.73	2.64	0.42
291	700	0.27	-0.19	-1.99	5.59	102.10	18.39	0.41	0.35	0.37	0.54	2.62	0.39
291	800	0.26	-0.19	-1.98	5.54	102.10	18.35	0.45	0.37	0.37	0.79	3.49	0.39
291	900	0.35	-0.13	-2.47	7.10	103.60	18.27	0.52	0.43	0.44	1.00	2.93	0.40
291	1000	0.41	-0.11	-2.30	9.03	98.10	18.53	0.55	0.46	0.63	0.93	4.82	0.43
291	1100	0.39	-0.17	0.30	10.97	87.60	18.78	0.60	0.54	1.09	1.22	3.24	0.43
291	1200	0.37	-0.16	-0.92	9.50	94.30	18.50	0.57	0.50	1.56	1.52	4.97	0.50
291	1300	0.38	-0.12	-2.59	8.13	102.80	18.11	0.55	0.45	0.51	0.82	2.26	0.34
291	1400	0.35	-0.21	1.24	10.33	93.10	18.57	0.59	0.54	1.14	1.14	4.10	0.43
291	1500	0.32	-0.23	1.21	10.74	90.90	18.53	0.59	0.55	0.77	1.10	2.57	0.43
291	1600	0.36	-0.18	0.69	11.23	91.30	18.51	0.63	0.57	0.87	1.09	2.55	0.43
291	1700	0.41	-0.12	0.05	11.78	92.00	18.49	0.65	0.59	0.83	1.08	2.48	0.42
291	1800	0.39	-0.14	0.46	11.97	93.10	18.64	0.63	0.59	0.85	1.12	2.37	0.43
291	1900	0.39	-0.16	1.10	11.98	92.10	18.99	0.63	0.59	0.93	1.16	2.82	0.43
291	2000	0.41	-0.20	4.04	12.21	94.10	19.02	0.70	0.68	1.08	1.24	2.84	0.45
291	2100	0.42	-0.21	3.74	12.74	97.50	18.81	0.71	0.69	1.04	1.54	3.95	0.45
291	2200	0.40	-0.24	4.60	12.15	94.30	18.89	0.68	0.66	1.36	1.50	3.75	0.46
291	2300	0.40	-0.20	3.43	12.00	85.10	19.13	0.66	0.63	1.20	1.39	3.34	0.43
292	0	0.39	-0.20	3.99	11.33	83.30	19.17	0.64	0.61	1.35	1.58	3.36	0.42
292	100	0.37	-0.23	4.53	10.85	81.90	19.25	0.65	0.62	1.18	1.52	3.14	0.33
292	200	0.40	-0.18	4.62	11.40	78.00	19.20	0.66	0.64	1.03	1.51	3.77	0.43
292	300	0.39	-0.19	5.23	10.66	75.30	19.05	0.66	0.62	1.18	1.57	3.36	0.41
292	400	0.33	-0.25	5.17	9.96	76.80	19.02	0.62	0.57	1.08	1.49	3.52	0.41
292	500	0.34	-0.26	4.34	9.79	78.60	18.98	0.61	0.56	1.11	1.71	4.18	0.42
292	600	0.39	-0.21	2.53	12.32	85.90	18.93	0.67	0.65	0.83	1.24	2.76	0.43
292	700	0.40	-0.19	4.31	10.99	84.30	19.03	0.67	0.64	1.35	1.61	3.45	0.42
292	800	0.41	-0.19	4.09	11.98	82.60	18.89	0.68	0.65	1.10	1.63	3.21	0.43
292	900	0.38	-0.22	4.18	11.20	76.60	18.78	0.66	0.62	1.43	1.70	3.55	0.42
292	1000	0.35	-0.25	4.60	9.51	73.70	18.72	0.64	0.59	1.12	2.21	3.34	0.42
292	1100	0.34	-0.25	3.67	9.97	75.10	18.87	0.61	0.57	1.14	1.37	3.09	0.41
292	1200	0.38	-0.21	3.16	10.88	85.00	18.80	0.65	0.62	1.54	1.96	6.80	0.44
292	1300	0.36	-0.26	2.42	11.78	88.40	18.68	0.64	0.61	0.97	1.30	2.57	0.42
292	1400	0.41	-0.21	2.05	12.87	88.90	18.57	0.66	0.65	0.95	1.21	2.98	0.44
292	1500	0.35	-0.27	1.85	12.16	87.20	18.47	0.63	0.58	0.82	1.33	2.69	0.42
292	1600	0.43	-0.15	1.12	12.21	88.50	18.41	0.66	0.62	0.95	1.17	3.23	0.42
292	1700	0.40	-0.18	1.13	13.02	94.10	18.46	0.67	0.63	0.77	1.13	2.27	0.43
292	1800	0.41	-0.17	0.79	13.36	95.00	18.56	0.65	0.61	0.90	1.07	2.11	0.36
292	1900	0.41	-0.16	1.24	12.88	94.90	18.62	0.67	0.63	0.86	1.13	2.24	0.43
292	2000	0.41	-0.16	1.90	11.87	93.70	18.69	0.64	0.62	0.83	1.29	2.68	0.43
292	2100	0.35	-0.20	2.38	10.13	82.60	18.65	0.58	0.55	0.86	1.17	4.63	0.42
292	2200	0.28	-0.26	1.63	8.80	78.10	18.64	0.54	0.49	0.87	1.00	2.72	0.41
292	2300	0.30	-0.25	0.80	8.88	79.30	18.67	0.52	0.46	0.87	1.08	2.88	0.40
293	0	0.34	-0.15	-0.93	7.40	79.90	18.35	0.48	0.40	1.28	1.10	3.46	0.48
293	100	0.30	-0.16	-1.54	5.70	85.60	18.06	0.45	0.37	0.93	0.88	3.11	0.40
293	200	0.25	-0.27	0.93	6.89	79.00	18.69	0.48	0.42	0.80	0.83	2.91	0.40
293	300	0.25	-0.26	1.19	7.13	76.90	18.77	0.45	0.40	0.78	0.81	2.99	0.41
293	400	0.29	-0.15	-0.64	5.53	81.60	18.40	0.45	0.37	1.45	1.88	9.77	0.69
293	500	0.22	-0.20	-2.25	4.48	96.10	17.44	0.38	0.32	0.33	0.67	2.89	0.38

(Continued)

Table B2 (Continued)

		Mean Values						Standard Deviations					
	time	Gill w	Son w	Gill u	Gill v	WM RH	AIR T	Gill w	Son w	Gill u	Gill v	WM RH	AIR T
Day	GMT	m/s	m/s	m/s	m/s	%	C	m/s	m/s	m/s	m/s	%	C
293	600	0.22	-0.21	-2.21	4.17	96.10	17.16	0.41	0.34	0.39	0.76	2.77	0.36
293	700	0.23	-0.19	-2.30	3.99	100.30	17.15	0.42	0.35	0.43	0.66	2.07	0.35
293	800	0.26	-0.17	-2.48	4.77	98.10	17.14	0.43	0.36	0.37	0.62	2.00	0.36
293	900	0.27	-0.16	-2.53	4.77	99.50	17.04	0.44	0.36	0.40	0.63	2.11	0.37
293	1000	0.26	-0.16	-2.84	4.01	100.30	16.62	0.46	0.39	0.47	0.71	2.25	0.39
293	1100	0.26	-0.17	-2.84	4.30	105.40	16.28	0.47	0.39	0.46	0.74	2.47	0.35
293	1200	0.28	-0.17	-2.76	4.78	109.70	16.06	0.47	0.39	0.50	0.87	2.20	0.37
293	1300	0.28	-0.17	-2.36	5.44	106.20	16.61	0.46	0.36	0.40	0.68	2.14	0.46
293	1400	0.27	-0.17	-1.95	5.30	101.30	17.72	0.42	0.33	0.37	0.88	3.09	0.47
293	1500	0.29	-0.15	-1.28	7.04	91.30	18.67	0.46	0.37	0.40	0.64	3.96	0.45
293	1600	0.29	-0.17	-0.04	8.26	77.00	19.22	0.56	0.48	0.99	1.05	5.61	0.43
293	1700	0.25	-0.21	0.52	8.48	72.20	19.28	0.46	0.39	0.57	0.88	3.09	0.40
293	1800	0.25	-0.22	1.11	7.89	71.70	19.37	0.43	0.38	0.47	0.71	2.58	0.41
293	1900	0.21	-0.26	2.34	6.41	67.27	19.47	0.42	0.38	0.82	0.94	3.01	0.42
293	2000	0.21	-0.26	2.43	6.26	72.00	19.64	0.39	0.35	0.47	0.61	3.79	0.40
293	2100	0.23	-0.22	2.13	6.47	71.50	19.72	0.40	0.37	0.60	0.65	3.77	0.41
293	2200	0.22	-0.25	2.19	6.53	71.80	19.73	0.40	0.37	0.51	0.59	3.75	0.42
293	2300	0.19	-0.29	3.21	4.33	69.41	19.82	0.37	0.33	0.51	0.83	3.07	0.41
294	0	0.18	-0.27	2.16	4.46	72.20	19.90	0.33	0.29	0.44	0.58	2.44	0.42
294	100	0.17	-0.27	1.16	4.77	74.00	20.00	0.30	0.26	0.46	0.48	2.33	0.41
294	200	0.16	-0.25	-0.74	4.07	80.60	19.56	0.25	0.20	0.66	0.59	6.95	0.59
294	300	0.14	-0.28	-1.17	3.52	96.80	18.90	0.23	0.20	0.28	0.46	2.66	0.39
294	400	0.13	-0.27	-1.38	3.01	99.20	18.68	0.25	0.24	0.27	0.74	3.45	0.44
294	500	0.12	-0.28	-1.23	2.62	103.30	18.39	0.20	0.19	0.19	0.69	3.02	0.42
294	600	0.10	-0.29	-1.20	2.08	109.70	18.02	0.19	0.18	0.41	0.47	2.17	0.39
294	700	0.13	-0.26	-1.99	1.95	999.00	17.73	0.22	0.21	0.42	0.38	999.00	0.37
294	800	0.16	-0.24	-2.39	1.99	101.80	17.57	0.23	0.21	0.38	0.33	2.32	0.40
294	900	0.17	-0.22	-2.84	2.33	102.00	17.30	0.27	0.25	0.48	0.37	2.20	0.36
294	1000	0.19	-0.21	-3.14	2.56	101.00	17.12	0.31	0.27	0.49	0.37	2.08	0.35
294	1100	0.17	-0.22	-3.13	2.29	101.90	16.98	0.28	0.25	0.46	0.31	2.16	0.35
294	1200	0.19	-0.21	-2.89	2.19	98.80	16.87	0.29	0.26	0.58	0.32	2.15	0.33
294	1300	0.17	-0.22	-2.11	2.73	95.80	17.23	0.36	0.31	0.50	0.43	2.95	0.38
294	1400	0.21	-0.15	-2.16	2.94	88.00	17.85	0.34	0.30	0.43	0.45	3.70	0.46
294	1500	0.20	-0.17	-1.35	3.55	76.80	18.72	0.32	0.26	0.37	0.54	4.32	0.52
294	1600	0.16	-0.23	-0.25	4.42	69.87	19.35	0.30	0.25	0.62	0.64	3.02	0.41
294	1700	0.15	-0.23	0.43	4.29	74.60	19.47	0.28	0.25	0.28	0.68	2.57	0.42
294	1800	0.08	-0.25	0.88	2.17	70.10	19.82	0.22	0.23	0.25	0.49	2.57	0.41
294	1900	0.08	-0.26	1.54	1.70	65.48	20.02	0.23	0.23	0.40	0.36	2.56	0.31
294	2000	0.06	-0.30	2.83	0.70	64.48	20.17	0.20	0.19	0.55	0.28	1.88	0.41
294	2100	0.05	-0.28	1.56	0.61	66.16	20.28	0.16	0.19	0.35	0.22	1.73	0.44
294	2200	0.04	-0.29	1.45	0.36	66.99	20.30	0.15	0.17	0.29	0.29	1.64	0.40
294	2300	0.03	-0.31	0.58	-0.80	71.80	20.19	0.10	0.13	0.33	0.43	2.17	0.38
295	0	0.04	-0.28	-0.32	-1.24	78.00	19.97	0.08	0.10	0.25	0.24	3.15	0.43
295	100	0.03	-0.29	-0.10	-1.31	79.80	19.87	0.07	0.09	0.13	0.22	2.89	0.41
295	200	0.13	-0.23	-0.54	-1.97	78.10	19.78	0.12	0.10	0.36	0.32	2.68	0.42
295	300	0.22	-0.21	-2.09	-2.46	91.50	19.08	0.19	0.19	0.41	0.38	11.86	0.51
295	400	0.14	-0.27	-2.68	-1.10	103.80	18.85	0.19	0.17	0.46	0.38	2.66	0.39
295	500	0.15	-0.27	-2.61	-1.46	100.80	18.74	0.20	0.19	0.33	0.36	1.94	0.37
295	600	0.21	-0.23	-2.69	-2.21	103.10	18.70	0.21	0.21	0.31	0.43	2.58	0.37
295	700	0.23	-0.20	-3.02	-2.13	105.80	18.75	0.19	0.19	0.33	0.35	2.52	0.38

(Continued)

Table B2 (Continued)

		Mean Values						Standard Deviations					
	time	Gill w	Son w	Gill u	Gill v	WM RH	AIR T	Gill w	Son w	Gill u	Gill v	WM RH	AIR T
Day	GMT	m/s	m/s	m/s	m/s	%	C	m/s	m/s	m/s	m/s	%	C
295	800	0.21	-0.23	-3.33	-1.51	109.80	18.67	0.18	0.16	0.27	0.23	2.20	0.38
295	900	0.21	-0.23	-3.18	-1.53	999.00	18.57	0.19	0.17	0.34	0.29	999.00	0.35
295	1000	0.18	-0.25	-3.43	-1.38	109.30	18.50	0.23	0.21	0.36	0.33	2.11	0.36
295	1100	0.09	-0.29	-2.45	-0.28	999.00	18.59	0.16	0.13	0.61	0.27	999.00	0.36
295	1200	0.06	-0.31	-2.06	-0.43	999.00	18.66	0.12	0.12	0.31	0.31	999.00	0.39
295	1300	0.10	-0.23	-1.95	-0.63	109.50	19.04	0.20	0.20	0.34	0.33	2.39	0.41
295	1400	0.15	-0.20	-3.13	-1.03	103.80	19.63	0.35	0.31	0.52	0.41	4.20	0.49
295	1500	0.13	-0.19	-3.81	-0.14	87.20	20.22	0.44	0.38	0.60	0.38	4.27	0.34
295	1600	0.15	-0.17	-3.76	-0.27	74.90	20.70	0.45	0.38	0.55	0.39	4.79	0.48
295	1700	0.20	-0.09	-3.62	-0.51	66.16	21.22	0.51	0.44	0.60	0.44	3.51	0.47
295	1800	0.22	-0.07	-3.71	-1.16	53.57	21.78	0.47	0.44	0.49	0.57	3.16	0.48
295	1900	0.21	-0.07	999.00	-1.04	999.00	999.00	0.81	0.40	999.00	0.72	999.00	999.00
295	2000	0.19	-0.07	-1.85	-2.05	51.13	22.57	0.32	0.32	0.69	0.57	1.96	0.47
295	2100	0.24	-0.02	999.00	-2.77	999.00	999.00	0.73	0.23	999.00	0.56	999.00	999.00
295	2200	0.24	-0.13	0.24	-3.39	85.90	21.58	0.17	0.16	0.44	0.35	12.17	0.55
295	2300	0.26	-0.12	-0.53	-3.64	77.90	21.67	0.10	0.11	0.16	0.47	8.57	0.51
296	0	0.29	-0.05	-1.84	-3.88	77.50	21.59	0.24	0.27	0.48	0.51	3.67	0.47
296	100	0.26	-0.08	-2.64	-3.02	84.30	21.13	0.28	0.30	0.43	0.46	3.05	0.50
296	200	0.28	-0.07	-2.78	-3.34	86.50	20.63	0.31	0.33	0.42	0.39	2.93	0.44
296	300	0.29	-0.08	-2.97	-3.53	85.10	20.49	0.32	0.34	0.45	0.41	1.89	0.44
296	400	0.28	-0.10	-3.36	-3.32	86.90	20.45	0.30	0.31	0.43	0.54	2.78	0.44
296	500	0.19	-0.18	-2.95	-1.81	95.80	20.17	0.25	0.26	0.51	0.42	2.62	0.42
296	600	0.26	-0.13	-3.93	-2.02	97.80	19.98	0.25	0.24	0.49	0.23	2.06	0.42
296	700	0.24	-0.16	-4.56	-1.68	99.40	19.88	0.27	0.25	0.52	0.32	2.22	0.40
296	800	0.22	-0.17	-4.43	-1.60	101.50	19.80	0.29	0.27	0.77	0.32	1.97	0.40
296	900	0.18	-0.17	-2.52	-1.40	104.30	19.72	0.27	0.27	0.52	0.29	2.19	0.40
296	1000	0.23	-0.14	-4.39	-1.24	99.60	19.90	0.44	0.42	0.98	0.46	2.81	0.40
296	1100	0.19	-0.19	-4.66	-1.07	99.40	19.82	0.40	0.38	0.77	0.50	2.11	0.42
296	1200	0.22	-0.16	-4.30	-1.46	102.10	19.80	0.38	0.38	0.65	0.39	2.09	0.42
296	1300	0.23	-0.14	-4.30	-1.64	98.80	20.06	0.41	0.40	0.71	0.44	2.22	0.41
296	1400	0.27	-0.06	999.00	-1.86	999.00	999.00	0.82	0.44	999.00	0.60	999.00	999.00
296	1500	0.26	-0.08	999.00	-2.03	999.00	20.93	0.88	0.48	999.00	0.76	999.00	0.62
296	1600	0.26	-0.07	-5.76	-1.32	78.20	21.49	0.55	0.52	0.69	0.56	2.58	0.52
296	1700	0.23	-0.05	-4.54	-1.21	74.20	22.32	0.49	0.45	0.93	0.44	1.94	0.51
296	1800	0.23	-0.04	-3.82	-1.37	76.10	22.76	0.44	0.41	0.56	0.35	1.83	0.48
296	1900	0.20	-0.06	-3.26	-1.57	71.40	23.45	0.37	0.35	0.59	0.45	2.60	0.47
296	2000	0.22	-0.03	-3.30	-1.53	67.30	23.98	0.35	0.34	0.56	0.38	1.84	0.48
296	2100	0.17	-0.08	-2.86	-1.12	68.46	23.97	0.28	0.28	0.51	0.36	2.30	0.48
296	2200	0.22	-0.04	-2.29	-1.84	75.30	23.40	0.21	0.22	0.40	0.46	1.71	0.47
296	2300	0.26	-0.02	-2.91	-2.65	76.90	23.12	0.27	0.28	0.47	0.64	2.35	0.50
297	0	0.37	0.07	-3.13	-4.51	75.90	22.88	0.41	0.46	0.73	0.58	4.14	0.46
297	100	0.30	-0.01	-3.77	-3.44	78.70	22.36	0.44	0.49	0.62	0.60	4.12	0.51
297	200	0.29	-0.03	-4.17	-2.84	88.40	21.74	0.43	0.47	0.71	0.64	2.32	0.47
297	300	0.26	-0.08	-5.36	-1.47	91.00	21.29	0.44	0.44	0.73	0.55	2.88	0.48
297	400	0.28	-0.06	-5.73	-1.59	95.60	20.96	0.46	0.46	0.70	0.48	2.14	0.45
297	500	0.22	-0.12	-4.16	-1.62	99.00	20.69	0.34	0.35	0.75	0.33	2.46	0.46
297	600	0.22	-0.11	-3.18	-1.80	104.20	20.38	0.29	0.31	0.47	0.29	2.17	0.43
297	700	0.20	-0.13	-3.07	-1.56	106.20	20.26	0.30	0.31	0.52	0.39	2.20	0.45
297	800	0.25	-0.10	-3.21	-2.44	105.70	20.11	0.32	0.33	0.60	0.37	2.06	0.43
297	900	0.22	-0.14	-3.55	-1.79	106.50	19.96	0.35	0.35	0.61	0.36	2.16	0.40

(Continued)

Table B2 (Continued)

		Mean Values						Standard Deviations					
	time	Gill w	Son w	Gill u	Gill v	WM RH	AIR T	Gill w	Son w	Gill u	Gill v	WM RH	AIR T
Day	GMT	m/s	m/s	m/s	m/s	%	C	m/s	m/s	m/s	m/s	%	C
297	1000	0.17	-0.20	-3.46	-1.20	109.80	19.79	0.28	0.26	0.63	0.46	2.24	0.39
297	1100	0.13	-0.20	-4.04	0.13	999.00	19.89	0.24	0.23	0.44	0.44	999.00	0.41
297	1200	0.10	-0.25	-2.92	1.11	107.40	19.61	0.23	0.25	0.63	0.41	2.37	0.41
297	1300	0.12	-0.21	-1.53	1.83	104.60	19.62	0.26	0.24	0.52	0.43	2.03	0.43
297	1400	0.14	-0.20	-0.56	3.62	102.00	20.49	0.24	0.21	0.33	1.10	2.09	0.57
297	1500	0.19	-0.20	0.55	5.59	96.60	21.29	0.31	0.28	0.34	0.44	2.53	0.46
297	1600	0.20	-0.20	1.11	6.23	96.80	21.26	0.34	0.31	0.35	0.55	1.99	0.46
297	1700	0.21	-0.22	1.57	6.39	96.60	21.18	0.36	0.35	0.38	0.74	11.45	0.47
297	1800	0.16	-0.23	1.48	5.08	101.90	21.15	0.30	0.29	0.28	0.60	2.15	0.35
297	1900	0.17	-0.22	2.04	5.07	103.40	21.24	0.29	0.26	0.38	0.52	2.22	0.43
297	2000	0.16	-0.29	2.57	5.63	105.30	21.24	0.31	0.28	0.39	0.44	2.57	0.44
297	2100	0.16	-0.26	2.78	4.07	109.30	21.29	0.30	0.29	0.29	0.66	2.12	0.44
297	2200	0.19	-0.24	4.04	3.35	108.70	21.30	0.33	0.31	0.81	0.40	2.24	0.45
297	2300	0.20	-0.23	4.94	3.67	107.60	21.05	0.37	0.34	0.54	0.60	2.88	0.44
298	0	0.25	-0.22	6.21	3.77	106.40	20.94	0.42	0.39	0.75	0.53	2.14	0.44
298	100	0.24	-0.25	7.52	3.59	999.00	20.83	0.44	0.40	0.75	0.50	999.00	0.43
298	200	0.25	-0.26	8.63	3.06	999.00	20.79	0.47	0.44	0.76	0.66	999.00	0.43
298	300	0.28	-0.24	9.13	2.29	104.30	20.77	0.48	0.44	0.77	0.55	2.28	0.43
298	400	0.27	-0.25	8.77	1.42	105.20	20.74	0.45	0.43	0.83	0.48	2.10	0.45
298	500	0.23	-0.30	8.69	1.28	104.00	20.80	0.42	0.39	0.76	0.39	2.33	0.44
298	600	0.24	-0.28	8.64	1.32	103.60	20.89	0.44	0.42	0.71	0.39	2.11	0.45
298	700	0.27	-0.25	8.96	1.45	98.00	20.85	0.45	0.43	0.79	0.47	3.23	0.45
298	800	0.24	-0.27	8.61	2.06	93.20	20.73	0.45	0.42	0.80	0.51	2.20	0.45
298	900	0.26	-0.25	8.22	2.26	90.10	20.63	0.44	0.41	0.73	0.46	3.13	0.45
298	1000	0.23	-0.28	8.05	1.58	89.70	20.71	0.43	0.40	0.68	0.51	3.43	0.45
298	1100	0.24	-0.25	7.76	1.35	93.40	20.78	0.42	0.40	0.62	0.37	2.31	0.45
298	1200	0.25	-0.25	8.04	0.66	96.20	20.90	0.41	0.38	0.72	0.64	2.11	0.46
298	1300	0.22	-0.27	8.14	-0.60	93.60	21.02	0.41	0.37	0.70	0.43	2.54	0.45
298	1400	0.25	-0.22	7.88	-0.08	91.90	21.08	0.42	0.39	0.74	0.37	2.26	0.46
298	1500	0.22	-0.26	7.57	-0.38	91.30	21.16	0.39	0.34	0.72	0.47	2.13	0.35
298	1600	0.22	-0.26	7.37	0.70	92.00	21.12	0.38	0.37	0.64	0.36	2.00	0.46
298	1700	0.29	-0.21	6.14	1.22	93.40	20.94	0.34	0.29	0.77	0.50	4.16	0.58
298	1800	0.23	-0.25	7.12	1.85	99.70	19.34	0.39	0.05	0.94	0.43	2.12	0.70
298	1900	0.29	-0.27	8.64	2.10	98.50	19.18	0.45	0.05	0.85	0.49	2.05	0.40
298	2000	0.32	-0.27	999.00	1.63	999.00	18.76	0.56	0.08	999.00	0.55	999.00	0.67
298	2100	0.31	-0.31	999.00	1.24	999.00	999.00	0.59	0.07	999.00	0.51	999.00	999.00
298	2200	0.30	-0.28	10.12	0.97	104.90	18.41	0.51	0.05	0.93	0.39	2.10	0.43
298	2300	0.29	-0.31	999.00	0.58	999.00	18.61	0.50	0.06	999.00	0.56	999.00	0.41
299	0	0.32	-0.26	999.00	-1.13	999.00	999.00	1.03	0.21	999.00	0.83	999.00	999.00
299	100	0.28	-0.24	999.00	-1.60	999.00	999.00	0.74	0.37	999.00	0.56	999.00	999.00
299	200	0.29	-0.33	999.00	-2.59	999.00	999.00	0.86	1.11	999.00	0.73	999.00	999.00
299	300	0.31	-0.22	999.00	-3.14	999.00	19.72	0.45	1.77	999.00	0.62	999.00	0.42
299	400	0.27	-0.47	6.42	-3.04	999.00	19.87	0.37	1.48	0.93	0.48	999.00	0.43
299	500	0.28	0.71	5.63	-3.09	999.00	20.17	0.38	1.22	0.60	0.38	999.00	0.45
299	600	0.30	-0.63	6.55	-3.36	999.00	20.25	0.40	2.37	0.70	0.39	999.00	0.44
299	700	0.27	-0.79	5.60	-3.33	999.00	20.47	0.35	1.54	0.86	0.32	999.00	0.43
299	800	0.32	-0.05	2.62	-3.85	999.00	20.67	0.26	1.76	1.10	0.44	999.00	0.43
299	900	0.25	-1.08	0.96	-3.72	999.00	20.64	0.18	2.78	0.45	0.47	999.00	0.42
299	1000	0.38	-0.42	0.43	-5.45	999.00	20.94	0.15	2.12	0.37	0.46	999.00	0.47
299	1100	0.34	-0.97	0.70	-4.90	999.00	21.07	0.11	1.97	0.49	0.49	999.00	0.47

(Continued)

Table B2 (Continued)

		Mean Values						Standard Deviations					
	time	Gill w	Son w	Gill u	Gill v	WM RH	AIR T	Gill w	Son w	Gill u	Gill v	WM RH	AIR T
Day	GMT	m/s	m/s	m/s	m/s	%	C	m/s	m/s	m/s	m/s	%	C
299	1200	0.41	-0.72	0.55	-6.04	999.00	21.10	0.19	1.61	0.58	0.69	999.00	0.47
299	1300	0.49	-0.09	0.24	-6.98	999.00	21.32	0.19	1.33	0.32	0.52	999.00	0.47
299	1400	0.52	-0.23	-0.69	-7.30	999.00	21.63	0.46	1.41	1.12	0.94	999.00	0.54
299	1500	0.52	-0.30	999.00	-7.30	999.00	21.97	0.51	0.96	999.00	1.15	999.00	0.49
299	1600	0.55	-0.23	-1.17	-7.63	999.00	21.91	0.45	0.38	0.48	1.21	999.00	0.47
299	1700	999.00	-0.26	999.00	-6.17	999.00	999.00	999.00	0.95	999.00	999.00	999.00	999.00
299	1800	0.44	-0.44	-1.97	-5.63	108.60	22.74	0.41	0.96	0.60	0.68	2.42	0.53
299	1900	0.47	-0.23	999.00	-6.14	102.00	23.74	0.78	0.37	999.00	0.87	2.78	0.49
299	2000	0.38	-0.23	999.00	-5.39	999.00	23.32	0.42	0.79	999.00	0.81	999.00	0.48
299	2100	0.42	-0.32	-2.26	-5.43	110.00	23.37	0.44	0.19	0.50	0.75	2.11	0.48
299	2200	0.30	-0.27	-2.04	-3.64	999.00	22.94	0.33	0.10	0.50	0.94	999.00	0.46
299	2300	0.34	-0.24	-1.30	-4.24	999.00	23.18	0.23	0.17	0.39	1.33	999.00	0.48
300	0	0.37	-0.22	999.00	-4.50	999.00	23.35	0.44	0.20	999.00	0.60	999.00	0.50
300	100	0.32	-0.36	-2.15	-4.27	999.00	23.23	0.27	0.14	0.30	0.47	999.00	0.48
300	200	0.35	-0.32	-2.30	-4.52	999.00	23.06	0.33	0.16	0.34	0.54	999.00	0.47
300	300	0.38	-0.21	-2.47	-4.70	999.00	22.99	0.39	0.09	0.45	0.57	999.00	0.48
300	400	0.37	-0.22	-2.46	-4.68	999.00	22.95	0.40	0.10	0.52	0.61	999.00	0.46
300	500	0.37	-0.22	-2.29	-4.74	999.00	22.85	0.40	0.12	0.59	0.80	999.00	0.51
300	600	0.33	-0.27	-3.12	-3.30	999.00	22.89	0.46	0.11	0.80	0.65	999.00	0.47
300	700	0.31	-0.22	-3.61	-2.64	999.00	22.85	0.39	0.12	0.63	0.48	999.00	0.46
300	800	0.31	-0.22	-4.11	-2.58	999.00	22.79	0.40	0.11	0.80	0.49	999.00	0.46
300	900	0.24	-0.23	-4.04	-1.72	999.00	22.60	0.34	0.13	0.55	0.65	999.00	0.49
300	1000	0.16	-0.32	-3.53	-0.73	999.00	22.32	0.27	0.21	0.66	0.45	999.00	0.47
300	1100	0.18	-0.24	-4.13	-0.69	999.00	22.51	0.35	0.44	0.59	0.47	999.00	0.46
300	1200	0.20	-0.41	-3.30	-1.47	999.00	22.37	0.30	0.62	0.60	0.37	999.00	0.47
300	1300	0.23	-0.22	-2.93	-1.63	999.00	22.34	0.25	1.33	0.49	0.34	999.00	0.47
300	1400	0.23	-0.34	-3.07	-2.07	999.00	22.34	0.33	0.33	0.60	0.37	999.00	0.47
300	1500	0.23	-0.41	-3.68	-1.53	999.00	22.18	0.36	0.55	0.72	0.55	999.00	0.49
300	1600	0.25	-0.33	-4.73	-1.11	999.00	22.21	0.44	0.29	0.68	0.51	999.00	0.48
300	1700	0.23	-0.25	-4.35	-1.46	999.00	22.28	0.42	0.35	0.63	0.43	999.00	0.47
300	1800	0.18	-0.26	-3.81	-0.54	999.00	22.19	0.39	0.28	0.65	0.59	999.00	0.40
300	1900	0.13	-0.25	-3.07	-0.22	999.00	22.30	0.36	0.20	0.55	0.43	999.00	0.48
300	2000	0.10	-0.19	-2.62	0.34	99.90	22.87	0.32	0.46	0.55	0.37	2.83	0.54
300	2100	0.12	-0.18	-2.74	-0.42	999.00	22.68	0.26	0.25	0.47	0.37	999.00	0.48
300	2200	0.13	-0.16	-1.86	-0.99	999.00	22.60	0.15	0.15	0.57	0.64	999.00	0.46
300	2300	0.22	-0.11	-0.08	-2.90	999.00	21.87	0.20	0.09	0.67	0.78	999.00	0.50
301	0	0.20	-0.12	-2.03	-2.10	999.00	22.04	0.27	0.27	0.86	0.47	999.00	0.43
301	100	0.30	-0.08	999.00	-2.59	999.00	21.90	0.69	0.45	999.00	0.76	999.00	0.46
301	200	0.37	-0.03	999.00	-2.73	999.00	21.89	1.20	0.53	999.00	0.71	999.00	0.48
301	300	0.31	-0.06	-4.68	-2.61	105.70	21.59	0.43	0.47	0.86	0.45	2.93	0.45
301	400	0.30	-0.09	-4.64	-2.52	999.00	21.32	0.41	0.44	0.79	0.70	999.00	0.43
301	500	0.28	-0.10	-4.56	-1.91	999.00	21.19	0.41	0.41	0.68	0.46	999.00	0.44
301	600	0.27	-0.13	-5.05	-1.32	999.00	20.81	0.42	0.41	0.75	0.59	999.00	0.45
301	700	0.18	-0.20	999.00	-0.23	999.00	20.58	0.44	0.38	999.00	0.43	999.00	1.37
301	800	0.18	-0.19	-4.39	1.92	999.00	20.39	0.49	0.39	0.70	1.10	999.00	0.45
301	900	0.33	-0.04	-4.48	4.55	106.90	19.97	0.59	0.51	0.85	0.81	2.52	0.42
301	1000	0.32	-0.04	-3.76	4.73	107.10	19.48	0.56	0.49	0.87	0.90	2.74	0.44
301	1100	0.27	-0.09	-2.77	3.80	999.00	18.97	0.43	0.38	0.58	0.84	999.00	0.40
301	1200	0.22	-0.19	-3.64	2.48	999.00	18.86	0.35	0.31	0.91	0.57	999.00	0.40
301	1300	0.31	-0.03	-3.25	4.15	999.00	18.94	0.47	0.43	0.55	0.73	999.00	0.40

(Continued)

Table B2 (Concluded)

		Mean Values						Standard Deviations					
	time	Gill w	Son w	Gill u	Gill v	WM RH	AIR T	Gill w	Son w	Gill u	Gill v	WM RH	AIR T
Day	GMT	m/s	m/s	m/s	m/s	%	C	m/s	m/s	m/s	m/s	%	C
301	1400	0.25	-0.09	-2.16	4.34	109.50	19.43	0.44	0.38	0.59	0.78	2.74	0.46
301	1500	0.25	-0.14	-1.01	6.79	100.20	19.98	0.41	0.35	0.56	0.87	3.27	0.42
301	1600	0.21	-0.15	-0.08	6.08	99.00	20.15	0.37	0.33	0.70	0.61	2.06	0.44
301	1700	0.17	-0.16	0.42	5.37	96.20	20.52	0.31	0.26	0.30	0.49	3.46	0.47
301	1800	0.21	-0.13	1.31	6.27	90.90	20.76	0.35	0.32	0.59	1.02	2.35	0.44
301	1900	0.20	-0.16	999.00	6.54	999.00	20.83	0.91	0.34	999.00	0.82	999.00	0.48
301	2000	0.19	-0.13	2.59	5.11	89.70	20.94	0.34	0.31	0.37	0.76	2.40	0.43
301	2100	0.14	-0.16	2.90	3.22	88.30	21.06	0.28	0.26	0.38	0.66	2.37	0.43
301	2200	0.08	-0.22	1.45	1.70	88.00	21.10	0.20	0.19	0.95	0.68	2.40	0.44
301	2300	0.01	-0.27	-0.51	0.32	93.20	20.93	0.03	0.08	0.35	0.67	2.32	0.42
302	0	0.05	-0.22	-0.36	-1.43	93.30	20.92	0.08	0.05	0.13	0.31	2.08	0.43
302	100	0.05	-0.25	-0.03	-1.53	94.30	20.84	0.08	0.07	0.20	0.27	2.43	0.45
302	200	0.04	-0.26	0.50	-1.36	100.80	20.77	0.09	0.10	0.18	0.28	2.27	0.43
302	300	0.15	-0.19	-0.96	-1.81	103.70	20.31	0.23	0.17	1.46	0.48	2.81	0.60
302	400	0.20	-0.20	-2.10	-2.03	999.00	19.57	0.14	0.14	0.44	0.29	999.00	0.42
302	500	0.20	-0.17	-1.15	-2.70	999.00	19.96	0.15	0.14	0.22	0.52	999.00	0.44
302	600	0.21	-0.16	-1.17	-2.63	102.50	19.96	0.10	0.09	0.18	0.35	3.03	0.48
302	700	0.16	-0.20	-0.99	-2.33	999.00	19.86	0.12	0.10	0.36	0.33	999.00	0.42
302	800	0.14	-0.22	-0.40	-2.32	999.00	20.47	0.12	0.11	0.30	0.38	999.00	0.55
302	900	0.10	-0.23	-0.53	-1.86	84.80	20.62	0.12	0.10	0.24	0.41	4.81	0.47
302	1000	0.12	-0.22	-0.72	-1.90	83.70	20.67	0.10	0.07	0.27	0.26	3.21	0.44
302	1100	0.20	-0.17	-1.12	-2.72	999.00	20.01	0.18	0.16	0.75	0.58	999.00	0.60
302	1200	0.24	-0.16	-1.97	-2.70	999.00	19.67	0.21	0.22	0.65	0.56	999.00	0.41
302	1300	0.22	-0.17	-2.58	-2.00	102.00	19.74	0.19	0.19	0.69	0.32	2.17	0.32
302	1400	0.17	-0.17	-1.82	-1.64	97.90	20.19	0.21	0.21	0.37	0.36	3.62	0.49
302	1500	0.11	-0.15	-0.71	-1.20	89.70	21.10	0.15	0.14	0.58	0.45	2.29	0.45
302	1600	0.10	-0.18	0.11	-1.78	96.30	20.99	0.12	0.11	0.19	0.29	2.18	0.46
302	1700	0.12	-0.19	0.72	-1.85	95.40	21.17	0.11	0.09	0.29	0.23	2.12	0.46
302	1800	0.09	-0.21	0.52	-1.84	92.60	21.24	0.11	0.09	0.28	0.28	2.53	0.47

APPENDIX C: EDDY CORRELATION HISTORIES

Eddy correlations for SUPERDUCK turbulence parameters are listed in Table C1. Correlations are given for w' , u' , v' , RH' , and T' . Listed below is an explanation of abbreviations used in the table (value of 999.0 indicates no data available):

w'w' (G-S) = Eddy correlation between w' measured by the Gill and w' measured by the Sonic

w'u' (G-G) = Eddy correlation between w' measured by the Gill and u' measured by the Gill

w'v' (G-G) = Eddy correlation between w' measured by the Sonic and v' measured by the Gill

w'RH' (G-W) = Eddy correlation between w' measured by the Gill and RH' measured by the Weathermeasure

w'T' (G-A) = Eddy correlation between w' measured by the Gill and T' measured by the A.I.R.

w'u' (S-G) = Eddy correlation between w' measured by the Sonic and u' measured by the Gill

w'v' (S-G) = Eddy correlation between w' measured by the Sonic and v' measured by the Gill

w'RH' (S-W) = Eddy correlation between w' measured by the Sonic and RH' measured by the Weathermeasure

w'T' (G-A) = Eddy correlation between w' measured by the Sonic and T' measured by the A.I.R.

Table C1

SUPERDUCK Turbulence Parameter Eddy Correlations

		Eddy Correlations								
	time	w'w'	w'u'	w'v'	w'RH'	w'T'	w'u'	w'v'	w'RH'	w'T'
Day	GMT	(G-S)	(G-G)	(G-G)	(G-W)	(G-A)	(S-G)	(S-G)	(S-W)	(S-A)
252	2100	999.000	999.000	999.000	999.000	999.000	0.013	999.000	999.000	999.000
252	2200	999.000	999.000	999.000	999.000	999.000	0.020	999.000	999.000	999.000
252	2300	0.110	-0.005	0.010	999.000	999.000	0.010	0.006	999.000	999.000
253	0	999.000	999.000	999.000	999.000	999.000	0.022	999.000	999.000	999.000
253	100	0.096	-0.014	0.000	999.000	999.000	-0.006	-0.006	999.000	999.000
253	200	0.093	0.003	-0.006	999.000	999.000	0.012	-0.012	999.000	999.000
253	300	0.094	0.013	-0.006	999.000	999.000	0.014	-0.012	999.000	999.000
253	400	0.067	-0.006	0.029	999.000	999.000	0.020	0.008	999.000	999.000
253	500	0.042	-0.008	0.005	999.000	999.000	-0.002	0.000	999.000	999.000
253	600	0.066	0.010	-0.008	999.000	999.000	0.019	-0.009	999.000	999.000
253	700	0.072	0.003	0.003	999.000	999.000	0.010	0.000	999.000	999.000
253	800	0.070	-0.016	0.008	999.000	999.000	-0.006	0.007	999.000	999.000
253	900	0.077	0.011	-0.013	999.000	999.000	0.017	-0.012	999.000	999.000
253	1000	0.069	0.005	0.000	999.000	999.000	0.009	0.000	999.000	999.000
253	1100	0.075	0.005	-0.010	999.000	999.000	0.011	-0.009	999.000	999.000
253	1200	0.067	0.002	0.010	999.000	999.000	0.014	-0.004	999.000	999.000
253	1300	999.000	999.000	999.000	999.000	999.000	0.006	999.000	999.000	999.000
253	1400	999.000	999.000	999.000	999.000	999.000	0.016	999.000	999.000	999.000
253	1500	0.058	-0.003	0.014	999.000	999.000	0.013	0.003	999.000	999.000
253	1600	0.050	0.011	0.010	999.000	999.000	0.013	0.007	999.000	999.000
253	1700	0.059	0.005	0.000	999.000	999.000	0.007	-0.004	999.000	999.000
253	1800	999.000	999.000	999.000	999.000	999.000	0.008	999.000	999.000	999.000
253	1900	0.053	-0.003	0.003	999.000	999.000	0.000	-0.014	999.000	999.000
253	2000	999.000	999.000	999.000	999.000	999.000	0.012	999.000	999.000	999.000
253	2100	999.000	999.000	999.000	999.000	999.000	0.008	999.000	999.000	999.000
253	2200	0.029	-0.003	0.011	999.000	0.000	0.002	0.000	999.000	0.000
253	2300	0.037	0.005	0.019	999.000	0.000	0.006	-0.008	999.000	0.000
254	0	0.043	0.008	-0.008	999.000	0.000	-0.001	-0.006	999.000	0.000
254	100	0.034	0.010	0.035	999.000	-0.006	0.001	-0.019	999.000	0.000
254	200	0.019	-0.002	-0.008	999.000	0.002	-0.002	-0.013	999.000	0.000
254	300	0.018	0.000	-0.002	999.000	0.003	-0.004	-0.014	999.000	0.000
254	400	0.024	-0.008	0.000	999.000	0.002	-0.007	-0.014	999.000	0.000
254	500	0.040	-0.005	-0.010	999.000	0.006	-0.008	-0.023	999.000	0.000
254	600	0.000	0.117	999.000	999.000	999.000	-0.012	999.000	999.000	999.000
254	700	0.082	-0.005	-0.027	999.000	0.000	-0.009	-0.023	999.000	0.000
254	800	0.091	-0.019	-0.022	999.000	0.000	-0.018	-0.022	999.000	0.000
254	900	0.067	-0.026	-0.019	999.000	0.000	-0.024	-0.016	999.000	0.000
254	1000	0.714	999.000	999.000	999.000	0.002	999.000	999.000	999.000	-0.004
254	1100	0.040	-0.013	-0.008	999.000	0.000	-0.012	-0.006	999.000	0.000
254	1200	0.042	-0.011	0.000	999.000	0.006	-0.014	-0.002	999.000	0.000
254	1300	0.094	0.000	0.053	999.000	0.011	-0.014	-0.007	999.000	0.000
254	1400	0.141	-0.032	0.005	999.000	0.000	-0.034	-0.018	999.000	0.000
254	1500	0.152	-0.006	0.021	999.000	0.005	-0.016	-0.014	999.000	0.000
254	1600	0.160	-0.021	-0.027	999.000	0.003	-0.024	-0.058	999.000	0.000
254	1700	0.221	-0.010	0.032	999.000	0.008	0.000	-0.070	999.000	0.000
254	1800	0.269	-0.064	0.016	999.000	0.008	-0.049	-0.040	999.000	0.000
254	1900	0.275	-0.022	-0.040	999.000	0.003	-0.033	-0.074	999.000	0.000
254	2000	0.320	-0.022	-0.069	999.000	-0.006	-0.020	-0.082	999.000	0.000
254	2100	0.317	-0.029	0.022	999.000	-0.008	-0.027	-0.063	999.000	0.000
254	2200	0.326	-0.024	-0.043	999.000	-0.008	-0.024	-0.086	999.000	0.000

(Continued)

Table C1 (Continued)

Eddy Correlations

Day	time GMT	w'w' (G-S)	w'u' (G-G)	w'v' (G-G)	w'RH' (G-W)	w'T' (G-A)	w'u' (S-G)	w'v' (S-G)	w'RH' (S-W)	w'T' (S-A)
250	1900	0.075	0.029	0.013	999.000	999.000	0.024	0.014	999.000	999.000
250	2000	0.080	0.030	0.005	999.000	999.000	0.027	0.007	999.000	999.000
250	2100	0.070	0.040	-0.014	999.000	999.000	0.035	-0.007	999.000	999.000
250	2200	0.048	0.008	0.034	999.000	999.000	0.005	-0.003	999.000	999.000
250	2300	0.053	0.010	0.013	999.000	999.000	0.013	0.011	999.000	999.000
251	0	0.053	0.011	0.000	999.000	999.000	0.012	0.000	999.000	999.000
251	100	0.042	0.008	0.010	999.000	999.000	0.011	0.007	999.000	999.000
251	200	0.043	0.005	-0.003	999.000	999.000	0.006	-0.001	999.000	999.000
251	300	0.037	-0.002	0.003	999.000	999.000	0.000	0.005	999.000	999.000
251	400	0.038	0.002	0.008	999.000	999.000	0.006	0.007	999.000	999.000
251	500	0.048	0.002	-0.003	999.000	999.000	0.003	-0.009	999.000	999.000
251	600	0.040	0.006	0.005	999.000	999.000	0.007	0.002	999.000	999.000
251	700	0.048	-0.010	0.010	999.000	999.000	0.000	0.005	999.000	999.000
251	800	0.053	0.000	0.006	999.000	999.000	0.002	0.004	999.000	999.000
251	900	0.045	-0.008	0.005	999.000	999.000	-0.005	0.003	999.000	999.000
251	1000	0.056	0.002	0.003	999.000	999.000	0.004	0.002	999.000	999.000
251	1100	0.027	-0.022	0.008	999.000	999.000	-0.018	0.005	999.000	999.000
251	1200	0.022	0.000	-0.064	999.000	999.000	-0.001	-0.042	999.000	999.000
251	1300	0.104	-0.086	0.253	999.000	999.000	-0.013	0.048	999.000	999.000
251	1400	0.093	0.010	0.002	999.000	999.000	0.014	0.012	999.000	999.000
251	1500	0.120	-0.054	-0.013	999.000	999.000	-0.034	0.002	999.000	999.000
251	1600	0.181	0.059	0.003	999.000	999.000	0.040	0.021	999.000	999.000
251	1700	0.174	0.085	-0.005	999.000	999.000	0.053	0.011	999.000	999.000
251	1800	0.059	0.026	0.008	999.000	999.000	0.015	0.056	999.000	999.000
251	1900	0.021	0.267	-0.048	999.000	999.000	0.063	-0.052	999.000	999.000
251	2000	0.002	-0.014	0.026	999.000	999.000	-0.015	0.002	999.000	999.000
251	2100	-0.002	0.046	0.000	999.000	999.000	-0.049	0.020	999.000	999.000
251	2200	0.000	0.093	0.082	999.000	999.000	-0.006	0.015	999.000	999.000
251	2300	0.006	0.040	0.174	999.000	999.000	-0.008	0.020	999.000	999.000
252	0	-0.005	0.030	0.205	999.000	999.000	0.003	0.012	999.000	999.000
252	100	-0.005	0.061	-0.022	999.000	999.000	0.000	0.003	999.000	999.000
252	200	-0.002	0.056	-0.011	999.000	999.000	-0.002	-0.006	999.000	999.000
252	300	-0.005	0.029	-0.008	999.000	999.000	-0.028	0.003	999.000	999.000
252	400	0.000	-0.002	-0.014	999.000	999.000	0.013	0.000	999.000	999.000
252	500	-0.002	0.016	-0.006	999.000	999.000	0.017	0.002	999.000	999.000
252	600	0.002	0.043	-0.008	999.000	999.000	0.006	-0.002	999.000	999.000
252	700	0.000	0.022	-0.010	999.000	999.000	0.003	0.000	999.000	999.000
252	800	-0.005	0.000	-0.016	999.000	999.000	0.005	0.003	999.000	999.000
252	900	0.000	0.011	-0.018	999.000	999.000	0.008	-0.007	999.000	999.000
252	1000	0.005	0.034	-0.013	999.000	999.000	0.017	0.000	999.000	999.000
252	1100	0.000	0.048	-0.011	999.000	999.000	0.030	0.016	999.000	999.000
252	1200	0.003	0.035	-0.008	999.000	999.000	-0.016	0.014	999.000	999.000
252	1300	0.011	0.064	0.030	999.000	999.000	-0.013	0.024	999.000	999.000
252	1400	0.115	0.054	-0.045	999.000	999.000	0.068	-0.021	999.000	999.000
252	1500	999.000	999.000	999.000	999.000	999.000	0.041	-0.023	999.000	999.000
252	1600	999.000	999.000	999.000	999.000	999.000	0.021	0.336	999.000	999.000
252	1700	0.128	0.013	0.000	999.000	999.000	0.017	0.006	999.000	999.000
252	1800	0.118	0.002	-0.014	999.000	999.000	0.007	-0.003	999.000	999.000
252	1900	999.000	999.000	999.000	999.000	999.000	0.039	-0.122	999.000	999.000
252	2000	999.000	999.000	999.000	999.000	999.000	0.003	0.023	999.000	999.000

(Continued)

Table C1 (Continued)

		Eddy Correlations								
Day	time GMT	w'w' (G-S)	w'u' (G-G)	w'v' (G-G)	w'RH' (G-W)	w'T' (G-A)	w'u' (S-G)	w'v' (S-G)	w'RH' (S-W)	w'T' (S-A)
254	2300	0.378	-0.064	-0.008	999.000	-0.003	-0.060	-0.073	999.000	0.000
255	0	0.354	-0.046	-0.069	999.000	-0.005	-0.044	-0.063	999.000	0.000
255	100	0.280	-0.074	-0.056	999.000	-0.005	-0.070	-0.052	999.000	0.000
255	200	0.325	-0.037	-0.062	999.000	-0.003	-0.035	-0.057	999.000	0.000
255	300	0.395	-0.056	-0.077	999.000	-0.006	-0.046	-0.069	999.000	0.000
255	400	0.307	-0.056	-0.056	999.000	-0.002	-0.048	-0.054	999.000	0.000
255	500	0.368	-0.083	-0.038	999.000	0.000	-0.098	-0.051	999.000	0.000
255	600	0.405	-0.115	-0.075	999.000	0.000	-0.123	-0.070	999.000	0.000
255	700	0.398	-0.109	-0.053	999.000	0.000	-0.115	-0.057	999.000	0.000
255	800	0.373	-0.112	-0.077	999.000	-0.002	-0.113	-0.088	999.000	0.000
255	900	0.426	-0.120	-0.085	999.000	0.000	-0.144	-0.073	999.000	0.000
255	1000	0.453	-0.136	-0.080	999.000	-0.003	-0.164	-0.091	999.000	0.000
255	1100	0.394	-0.160	-0.066	999.000	0.000	-0.192	-0.061	999.000	0.000
255	1200	0.346	-0.155	-0.082	999.000	0.003	-0.182	-0.080	999.000	0.000
255	1300	0.494	-0.203	-0.080	999.000	0.008	-0.228	-0.090	999.000	0.000
255	1400	0.582	-0.210	-0.045	999.000	0.000	-0.257	-0.072	999.000	0.000
255	1500	0.565	-0.234	0.021	999.000	0.013	-0.234	999.000	999.000	0.000
255	1600	0.536	-0.141	-0.043	999.000	0.003	-0.152	-0.037	999.000	0.001
255	1700	0.530	-0.179	-0.050	999.000	0.021	-0.220	-0.057	999.000	0.000
255	1800	0.301	-0.086	0.000	-0.190	0.011	-0.177	-0.065	1.033	-0.022
255	1900	0.394	-0.146	-0.018	0.107	0.006	-0.159	-0.024	0.089	-0.005
255	2000	0.187	-0.080	-0.010	0.075	0.000	0.316	-0.043	1.928	-0.202
255	2100	0.010	0.109	-0.005	999.000	0.010	0.046	-0.001	999.000	0.249
255	2200	0.011	0.042	-0.010	0.045	0.003	0.129	-0.025	0.101	-0.006
255	2300	0.000	-0.002	0.000	0.010	-0.003	-0.004	0.000	0.024	-0.008
256	0	0.000	0.008	-0.010	-0.026	0.000	-0.027	0.003	0.014	-0.014
256	100	0.000	-0.026	-0.008	0.000	-0.005	0.002	-0.001	-0.023	-0.007
256	200	-0.006	0.757	-0.131	999.000	0.058	-0.154	0.009	999.000	-0.007
256	300	-0.006	0.112	-0.002	999.000	0.022	-0.074	0.000	999.000	-0.021
256	400	0.014	-0.094	-0.011	-0.002	0.000	0.062	-0.013	-0.267	0.010
256	500	-0.003	-0.120	-0.010	-0.306	0.013	-0.030	-0.008	-0.331	0.007
256	600	-0.003	-0.018	-0.005	-0.101	0.006	-0.007	-0.003	-0.075	-0.011
256	700	0.000	-0.048	-0.016	-0.526	0.005	0.001	0.002	0.004	-0.006
256	800	-0.003	0.000	0.003	0.120	0.008	0.006	-0.001	-0.047	-0.006
256	900	0.032	0.016	0.003	0.125	0.010	0.069	-0.008	-0.038	-0.004
256	1000	-0.058	0.138	0.002	0.214	0.019	-0.298	0.020	0.018	-0.050
256	1100	0.016	0.115	0.000	0.096	0.006	-0.061	0.003	0.257	0.009
256	1200	0.010	0.058	0.086	0.256	0.013	-0.006	-0.063	-0.215	-0.010
256	1300	-0.123	0.072	0.094	0.458	0.005	-0.225	-0.341	-1.578	-0.002
256	1400	0.165	-0.006	0.232	0.653	0.005	0.132	0.031	1.056	0.003
256	1500	0.365	0.024	0.035	0.254	0.016	0.253	0.332	3.252	0.020
256	1600	0.107	0.042	0.008	0.427	0.019	-0.026	0.147	0.629	0.036
256	1700	0.010	0.040	0.006	0.336	0.024	0.085	0.039	0.039	-0.019
256	1800	0.006	0.037	0.006	0.333	0.021	-0.084	0.156	0.402	0.009
256	1900	0.154	0.024	0.014	0.528	0.021	0.108	0.182	1.055	0.025
256	2000	-0.056	0.011	0.008	0.389	0.019	-0.134	0.024	-0.062	0.002
256	2100	-0.006	0.019	0.006	0.416	0.021	0.056	0.170	0.876	0.000
256	2200	0.016	0.021	0.006	0.459	0.019	0.019	0.130	0.887	0.008
256	2300	0.014	0.013	0.003	0.378	0.018	0.005	0.052	0.799	0.002
257	0	0.027	0.027	0.000	0.344	0.013	-0.120	0.174	0.983	-0.027

(Continued)

Table C1 (Continued)

Eddy Correlations

Day	time GMT	w'w' (G-S)	w'u' (G-G)	w'v' (G-G)	w'RH' (G-W)	w'T' (G-A)	w'u' (S-G)	w'v' (S-G)	w'RH' (S-W)	w'T' (S-A)
257	100	0.035	0.016	0.000	0.330	0.014	-0.031	0.130	1.895	-0.023
257	200	-0.006	0.038	-0.005	0.322	0.016	0.110	-0.024	0.228	-0.011
257	300	0.086	0.018	0.000	0.182	0.019	0.165	0.033	-1.263	0.091
257	400	-0.018	0.019	0.000	0.355	0.005	-0.200	-0.005	-0.113	0.008
257	500	-0.030	0.016	0.000	0.342	0.010	0.087	-0.146	-0.764	0.011
257	600	0.008	0.022	0.000	0.400	0.010	0.075	-0.030	0.136	-0.012
257	700	0.006	0.013	-0.002	0.218	0.008	-0.049	0.041	0.076	-0.011
257	800	-0.022	0.013	-0.006	0.237	0.006	0.061	0.026	-0.201	-0.006
257	900	0.042	0.032	-0.005	0.306	0.003	0.211	-0.041	0.411	-0.012
257	1000	-0.003	-0.005	-0.002	0.122	0.010	-0.006	-0.003	-0.171	0.006
257	1100	0.005	-0.003	-0.003	0.030	0.021	-0.002	0.000	-0.139	-0.004
257	1200	0.006	0.029	-0.005	0.352	-0.003	0.020	-0.003	0.067	-0.016
257	1300	-0.034	-0.019	0.147	-0.298	0.016	-0.006	-0.063	0.239	-0.007
257	1400	-0.016	0.006	0.021	0.090	0.010	0.008	-0.079	-0.356	0.002
257	1500	-0.038	-0.006	0.114	0.363	0.006	0.055	0.025	-0.122	-0.011
257	1600	0.022	0.006	0.019	0.154	0.013	-0.084	-0.018	0.406	-0.002
257	1700	0.002	0.026	0.018	0.197	0.008	-0.059	0.010	0.113	0.005
257	1800	0.003	0.030	0.006	0.174	0.011	0.004	-0.009	-0.073	-0.005
257	1900	0.000	0.022	0.016	0.211	0.013	-0.005	0.010	-0.011	-0.006
257	2000	-0.002	0.051	-0.003	0.182	0.018	0.005	0.000	-0.041	-0.005
257	2100	0.002	0.048	-0.002	0.195	0.018	0.008	0.000	-0.016	-0.006
257	2200	0.000	0.026	-0.003	0.155	0.014	0.003	0.000	-0.028	-0.007
257	2300	-0.002	0.038	-0.002	0.130	0.011	-0.001	0.001	-0.040	-0.007
258	0	0.000	0.032	-0.003	0.147	0.011	-0.002	0.000	-0.012	-0.007
258	100	0.000	0.030	-0.010	0.213	0.011	-0.005	-0.005	-0.025	-0.007
258	200	0.000	0.030	-0.003	0.173	0.011	0.005	0.000	-0.037	-0.006
258	300	0.000	0.026	-0.003	0.168	0.008	0.000	0.000	-0.017	-0.006
258	400	0.000	0.024	-0.002	0.234	0.005	0.000	0.000	0.018	-0.006
258	500	0.003	0.008	-0.002	0.165	0.005	0.011	0.001	-0.014	-0.006
258	600	0.000	0.010	0.005	0.157	0.005	-0.001	-0.005	-0.022	-0.006
258	700	0.000	0.010	0.002	0.173	0.006	-0.011	-0.007	-0.030	-0.006
258	800	0.000	0.005	0.008	0.171	0.003	0.000	-0.004	-0.021	-0.006
258	900	0.000	0.000	0.000	0.144	0.003	0.012	0.022	-0.017	-0.006
258	1000	-0.002	0.002	0.010	0.131	0.005	0.007	-0.002	-0.027	-0.005
258	1100	0.000	-0.008	-0.003	0.149	0.005	-0.006	-0.012	-0.002	-0.005
258	1200	0.000	0.010	0.014	0.109	0.006	0.007	-0.015	-0.021	-0.006
258	1300	0.000	-0.027	-0.010	0.216	0.005	0.003	-0.003	-0.035	-0.006
258	1400	0.000	0.000	-0.003	0.150	0.006	0.000	0.000	-0.035	-0.006
258	1500	0.000	-0.008	0.008	0.168	0.005	-0.004	-0.003	-0.021	-0.006
258	1600	0.000	-0.006	-0.003	0.166	0.006	0.004	0.000	-0.026	-0.007
258	1700	0.002	0.005	0.024	0.259	0.006	-0.011	0.012	-0.082	-0.006
258	1800	0.000	0.002	0.019	0.200	0.010	0.002	-0.003	-0.031	-0.006
258	1900	0.000	0.006	-0.011	0.141	0.003	0.000	-0.006	0.003	-0.006
258	2000	0.003	0.011	-0.027	0.242	0.003	-0.004	-0.006	0.019	-0.008
258	2100	0.000	0.013	-0.008	0.099	0.006	0.005	0.005	-0.074	-0.005
258	2200	-0.008	0.062	0.053	-0.371	0.016	-0.058	-0.052	0.554	-0.021
258	2300	0.000	-0.005	-0.021	0.062	0.003	0.002	-0.007	0.055	-0.009
259	0	0.000	-0.005	-0.019	0.013	0.003	-0.002	-0.003	-0.010	-0.007
259	100	0.000	0.000	0.011	0.005	0.003	0.004	-0.003	-0.014	-0.007
259	200	0.000	0.000	-0.008	0.029	0.003	0.000	-0.001	-0.014	-0.007

(Continued)

Table C1 (Continued)

Eddy Correlations

Day	time GMT	w'w' (G-S)	w'u' (G-G)	w'v' (G-G)	w'RH' (G-W)	w'T' (G-A)	w'u' (S-G)	w'v' (S-G)	w'RH' (S-W)	w'T' (S-A)
259	300	0.002	-0.014	-0.030	0.037	0.000	0.001	0.007	-0.039	-0.006
259	400	0.006	-0.042	-0.054	0.070	0.003	-0.014	-0.021	-0.003	-0.006
259	500	0.005	-0.034	-0.043	0.086	0.000	-0.002	-0.004	-0.031	-0.006
259	600	0.008	-0.080	-0.066	0.114	0.000	-0.005	-0.003	-0.013	-0.007
259	700	0.006	-0.110	-0.054	0.091	0.003	0.002	0.007	-0.022	-0.007
259	800	-0.078	-0.072	-0.006	-0.088	0.002	0.021	-0.064	0.322	-0.003
259	900	-0.066	-0.096	-0.016	0.091	0.000	0.082	-0.006	-0.088	-0.005
259	1000	-0.040	-0.163	-0.014	0.050	0.005	0.174	0.002	-0.014	-0.007
259	1100	0.011	-0.179	-0.014	0.072	0.005	-0.052	-0.007	-0.006	0.000
259	1200	0.062	-0.208	-0.016	0.053	0.006	-0.260	-0.020	-0.161	0.000
259	1300	-0.034	-0.229	-0.010	0.014	0.011	0.176	0.036	-0.332	-0.010
259	1400	-0.043	-0.285	-0.022	0.067	0.019	0.672	-0.007	-0.545	0.035
259	1500	-0.046	-0.213	-0.014	0.106	0.016	0.373	0.020	-0.001	-0.053
259	1600	-0.093	-0.166	-0.093	-0.232	0.030	0.756	0.809	3.836	-0.175
259	1700	-0.013	-0.008	-0.008	0.026	0.008	-0.032	0.020	-0.123	0.002
259	1800	-0.061	-0.272	0.267	2.072	-0.166	0.068	-0.061	-0.395	0.032
259	1900	0.080	0.107	-0.024	0.629	0.074	0.003	0.007	0.299	0.022
259	2000	0.054	0.157	-0.002	0.358	0.045	0.478	-0.068	-0.524	-0.033
259	2100	0.030	0.158	-0.002	0.530	0.059	0.575	-0.086	-0.696	-0.015
259	2200	0.032	0.154	-0.013	0.547	0.053	0.596	-0.049	0.302	0.017
259	2300	0.022	0.112	-0.013	0.480	0.043	-0.057	0.017	0.505	0.012
260	0	-0.027	0.083	-0.008	0.509	0.043	-0.061	-0.012	-0.331	-0.015
260	100	-0.030	0.136	-0.011	0.469	0.042	-0.112	0.023	-0.046	-0.007
260	200	-0.029	0.074	-0.003	0.581	0.045	-0.106	0.010	0.038	-0.003
260	300	0.011	0.118	-0.011	0.645	0.040	0.102	0.012	0.384	0.004
260	400	-0.050	0.150	-0.016	0.595	0.043	-0.120	0.007	-0.206	-0.017
260	500	-0.018	0.090	-0.014	0.579	0.037	-0.249	0.024	0.074	-0.003
260	600	-0.038	0.147	-0.019	0.618	0.035	-0.122	0.019	-0.191	-0.011
260	700	0.029	0.150	-0.040	0.797	0.035	0.100	0.071	0.463	0.013
260	800	-0.022	0.114	-0.040	1.034	0.037	0.064	0.038	0.155	0.001
260	900	0.011	0.147	-0.027	0.752	0.046	0.083	-0.010	-0.184	-0.014
260	1000	0.021	0.090	-0.019	0.717	0.045	0.071	-0.100	-0.535	-0.023
260	1100	0.022	0.109	-0.022	0.630	0.040	0.337	-0.012	0.015	0.006
260	1200	0.018	0.058	-0.014	0.730	0.054	0.119	-0.028	-0.087	-0.003
260	1300	0.011	0.128	-0.016	0.707	0.050	0.104	-0.075	-0.301	-0.044
260	1400	-0.013	0.064	-0.003	0.691	0.050	0.122	-0.043	-0.091	-0.017
260	1500	0.027	0.070	-0.006	0.746	0.062	0.195	0.037	0.478	0.040
260	1600	0.018	0.058	-0.006	0.773	0.074	0.046	-0.031	-0.016	-0.014
260	1700	-0.010	0.106	-0.018	0.669	0.067	0.017	-0.016	-0.074	-0.013
260	1800	-0.030	0.086	-0.016	0.552	0.058	-0.089	-0.096	-0.338	-0.076
260	1900	0.032	0.075	-0.013	0.453	0.050	0.097	0.028	-0.192	0.068
260	2000	-0.029	0.091	-0.022	0.494	0.040	0.059	0.015	0.008	-0.007
260	2100	-0.003	0.286	-0.077	1.258	0.019	0.013	-0.019	0.200	-0.020
260	2200	0.011	0.074	-0.014	0.382	0.034	0.055	0.026	0.130	0.009
260	2300	0.056	0.109	-0.016	0.562	0.038	-0.081	0.008	0.304	0.011
261	0	-0.008	0.077	-0.014	0.394	0.027	0.033	-0.006	-0.057	-0.007
261	100	0.000	0.037	-0.016	0.445	0.030	0.049	0.001	-0.072	-0.006
261	200	-0.005	0.037	-0.019	0.394	0.022	0.002	-0.001	-0.016	-0.005
261	300	0.000	0.003	-0.005	0.366	0.022	0.016	0.000	-0.008	-0.004
261	400	-0.002	-0.043	0.000	0.189	0.011	-0.012	0.030	-0.037	-0.003

(Continued)

Table C1 (Continued)

Eddy Correlations

Day	time GMT	w'w' (G-S)	w'u' (G-G)	w'v' (G-G)	w'RH' (G-W)	w'T' (G-A)	w'u' (S-G)	w'v' (S-G)	w'RH' (S-W)	w'T' (S-A)
261	500	0.010	-0.026	0.022	0.214	0.011	0.017	0.045	0.035	-0.004
261	600	0.003	-0.077	0.030	0.146	0.010	-0.010	0.018	-0.028	-0.003
261	700	0.000	-0.011	0.029	0.155	0.008	-0.002	0.000	-0.023	-0.006
261	800	0.000	0.010	-0.024	0.136	0.006	0.066	0.076	-0.098	-0.002
261	900	0.005	0.005	-0.018	0.141	0.006	0.005	-0.030	-0.004	-0.002
261	1000	0.005	-0.014	0.006	0.250	0.011	-0.009	0.000	-0.016	-0.004
261	1100	0.005	0.008	0.000	0.218	0.014	0.030	-0.011	-0.002	-0.005
261	1200	0.000	0.011	-0.010	0.162	0.011	0.008	-0.005	-0.030	-0.013
261	1300	-0.008	0.024	-0.002	0.205	0.013	0.003	0.010	-0.039	-0.006
261	1400	-0.006	0.019	-0.006	0.210	0.014	0.011	0.024	-0.017	-0.004
261	1500	0.000	0.026	-0.002	0.203	0.018	0.026	0.006	0.005	-0.002
261	1600	-0.002	0.024	-0.006	0.176	0.016	0.008	0.010	-0.030	-0.006
261	1700	0.006	0.016	0.008	0.149	0.016	-0.004	-0.002	0.035	0.000
261	1800	0.000	0.006	0.005	0.171	0.011	-0.010	-0.014	-0.022	-0.003
261	1900	0.000	-0.002	0.010	0.136	0.011	0.029	0.018	-0.036	-0.003
261	2000	0.000	0.010	0.035	0.146	0.008	0.000	0.006	-0.043	-0.006
261	2100	0.000	0.024	0.013	0.173	0.013	0.012	0.003	-0.039	-0.006
261	2200	0.000	0.022	0.106	0.162	0.006	-0.001	-0.008	-0.026	-0.006
261	2300	0.000	0.000	-0.008	0.117	0.010	0.010	0.000	0.026	-0.006
262	0	0.000	0.005	-0.005	0.115	0.008	-0.001	0.000	-0.021	-0.006
262	100	0.003	0.000	-0.013	0.067	0.006	-0.005	0.000	-0.029	-0.003
262	200	0.000	-0.008	-0.006	0.024	0.003	-0.001	0.000	-0.018	-0.005
262	300	0.000	-0.002	-0.003	-0.010	0.008	0.000	0.000	-0.028	-0.005
262	400	-0.002	-0.003	-0.011	0.026	0.005	-0.006	0.002	-0.032	-0.004
262	500	0.000	-0.011	-0.011	0.008	0.003	0.007	0.000	-0.021	-0.002
262	600	0.000	-0.048	-0.016	0.026	0.003	-0.002	0.000	-0.019	-0.005
262	700	-0.003	-0.050	-0.013	0.024	0.002	-0.003	0.001	-0.024	-0.005
262	800	-0.002	-0.048	-0.008	0.035	0.000	0.000	0.002	-0.037	-0.005
262	900	0.002	-0.037	-0.006	0.013	0.002	-0.005	0.000	-0.036	-0.005
262	1000	0.000	-0.066	-0.014	0.050	0.000	0.012	-0.001	-0.031	-0.005
262	1100	-0.002	-0.053	-0.010	0.008	0.003	-0.007	0.000	0.004	-0.007
262	1200	0.000	-0.053	-0.005	0.010	0.005	-0.009	0.000	-0.002	-0.008
262	1300	-0.021	-0.059	-0.006	0.022	0.006	0.010	0.004	-0.032	-0.008
262	1400	0.019	-0.094	-0.008	0.029	0.011	0.127	-0.003	-0.370	0.002
262	1500	0.019	-0.094	-0.008	0.061	0.011	0.053	-0.008	-0.009	0.010
262	1600	0.000	-0.144	-0.019	0.093	0.018	-0.008	-0.001	0.109	-0.014
262	1700	-0.016	-0.088	0.022	-0.045	0.037	-0.020	-0.075	0.185	-0.027
262	1800	0.011	-0.082	0.037	0.021	0.011	0.061	0.072	-0.281	0.007
262	1900	-0.042	-0.072	0.000	0.098	0.016	0.003	0.007	0.092	-0.019
262	2000	-0.066	-0.062	-0.011	0.018	0.013	0.045	-0.059	0.037	-0.010
262	2100	0.006	-0.114	-0.013	0.037	0.008	-0.029	0.002	0.030	-0.008
262	2200	0.000	-0.008	0.002	-0.053	0.008	0.040	0.016	-0.075	-0.005
262	2300	0.000	0.011	0.000	-0.030	0.003	-0.077	-0.012	0.025	-0.010
263	0	0.003	0.019	0.010	-0.016	0.003	-0.003	0.010	0.084	-0.015
263	100	0.006	0.005	-0.002	-0.005	0.000	0.010	-0.011	-0.066	-0.010
263	200	-0.006	-0.003	-0.002	-0.018	0.000	-0.014	-0.008	-0.002	-0.007
263	300	0.000	-0.006	-0.003	-0.022	0.000	-0.011	-0.002	0.009	-0.009
263	400	0.000	0.005	0.008	999.000	0.003	-0.027	-0.019	999.000	-0.006
263	500	-0.016	0.011	0.016	999.000	0.000	0.025	-0.047	999.000	0.002
263	600	0.016	0.010	0.000	999.000	0.002	0.099	0.000	999.000	-0.001

(Continued)

Table C1 (Continued)

Eddy Correlations

Day	time GMT	w'w' (G-S)	w'u' (G-G)	w'v' (G-G)	w'RH' (G-W)	w'T' (G-A)	w'u' (S-G)	w'v' (S-G)	w'RH' (S-W)	w'T' (S-A)
263	700	-0.002	0.003	0.000	999.000	0.000	-0.003	-0.005	999.000	-0.007
263	800	0.000	0.008	0.003	999.000	0.002	-0.018	-0.006	999.000	-0.007
263	900	-0.022	0.037	0.010	999.000	0.000	-0.107	-0.049	999.000	-0.007
263	1000	-0.005	0.006	-0.006	999.000	0.010	-0.093	-0.007	999.000	-0.056
263	1100	0.059	-0.053	-0.027	999.000	0.000	-0.312	-0.138	999.000	-0.016
263	1200	0.016	-0.024	-0.016	999.000	0.003	-0.163	-0.046	999.000	0.020
263	1300	0.000	0.022	-0.018	999.000	-0.002	-0.131	0.005	999.000	0.002
263	1400	0.011	0.147	-0.026	999.000	0.006	0.100	-0.006	999.000	0.003
263	1500	-0.002	999.000	0.008	0.032	0.003	999.000	0.227	-0.606	-0.028
263	1600	0.086	0.024	-0.008	-0.019	0.005	0.017	-0.133	-0.384	0.018
263	1700	0.018	0.003	0.000	0.011	0.003	0.005	-0.003	0.000	0.002
263	1800	0.040	0.010	0.000	-0.002	0.008	0.011	-0.005	-0.026	0.000
263	1900	0.030	0.006	-0.014	0.042	0.006	-0.002	-0.018	-0.004	-0.002
263	2000	0.021	0.000	0.006	0.037	0.005	0.004	-0.005	0.000	-0.004
263	2100	0.016	0.000	0.000	0.022	0.003	-0.001	-0.002	-0.016	-0.004
263	2200	0.016	-0.005	0.050	-0.032	0.006	0.001	0.006	-0.031	-0.004
263	2300	0.018	0.019	0.016	0.027	0.005	0.013	0.001	-0.028	-0.003
264	0	0.014	0.002	0.000	0.008	0.005	0.002	-0.003	-0.023	-0.004
264	100	0.011	-0.002	-0.006	0.013	0.003	-0.002	-0.007	-0.025	-0.004
264	200	0.008	-0.003	0.022	0.034	0.000	0.004	-0.003	-0.021	-0.005
264	300	0.010	0.002	0.000	0.026	0.003	0.004	-0.006	-0.020	-0.005
264	400	0.008	0.005	0.005	0.019	0.003	0.005	-0.003	-0.020	-0.005
264	500	0.010	0.002	0.016	0.043	0.002	0.002	-0.003	0.000	-0.006
264	600	0.008	0.008	0.011	0.021	0.003	0.004	0.002	-0.021	-0.005
264	700	0.013	0.005	0.005	0.027	0.003	0.007	0.000	-0.015	-0.005
264	800	0.011	0.003	-0.002	999.000	0.005	0.003	-0.004	999.000	-0.005
264	900	0.010	0.003	0.003	999.000	0.006	0.003	-0.008	999.000	-0.003
264	1000	0.008	0.000	0.003	999.000	0.003	0.002	-0.005	999.000	-0.006
264	1100	0.006	0.000	0.000	999.000	0.003	0.003	-0.003	999.000	-0.006
264	1200	0.006	-0.005	0.005	0.034	0.002	0.000	-0.003	-0.021	-0.006
264	1300	0.005	-0.002	0.011	-0.006	0.005	-0.001	0.006	0.040	-0.011
264	1400	-0.006	-0.006	0.008	0.030	0.000	0.028	-0.018	-0.083	-0.008
264	1500	-0.003	0.005	0.016	-0.013	0.002	-0.009	-0.007	-0.083	-0.003
264	1600	0.000	0.003	0.006	0.026	0.000	0.006	0.016	0.006	-0.005
264	1700	0.000	0.000	0.008	0.011	0.003	0.006	-0.008	-0.012	-0.005
264	1800	0.000	0.005	0.000	0.022	0.003	-0.007	-0.003	-0.026	-0.004
264	1900	0.000	0.003	0.000	0.026	0.002	0.008	0.000	-0.089	-0.006
264	2000	0.000	0.005	0.000	0.010	0.000	0.002	-0.014	-0.009	-0.007
264	2100	0.000	0.008	0.008	-0.003	0.002	-0.003	-0.027	0.023	-0.009
264	2200	0.000	-0.005	0.002	0.003	0.002	-0.004	-0.001	0.001	-0.007
264	2300	0.000	0.008	0.000	0.005	0.000	0.010	-0.016	-0.007	-0.007
265	0	0.003	0.008	0.014	-0.008	0.000	0.018	-0.004	-0.065	-0.007
265	100	-0.005	-0.026	0.019	-0.035	0.003	0.029	-0.031	0.022	-0.009
265	200	0.000	0.000	-0.002	0.005	0.000	0.091	-0.007	-0.036	-0.004
265	300	0.002	0.002	0.014	999.000	0.000	0.021	-0.002	999.000	-0.007
265	400	0.006	-0.003	0.000	0.013	0.000	-0.026	0.031	-0.043	-0.005
265	500	0.005	0.008	-0.005	-0.003	0.003	-0.020	0.006	-0.124	-0.007
265	600	0.000	0.038	0.016	0.043	0.003	-0.001	-0.012	-0.017	-0.007
265	700	-0.010	0.066	0.005	999.000	0.010	-0.157	0.049	999.000	-0.004
265	800	0.000	0.038	0.000	999.000	0.006	0.006	0.042	999.000	-0.005

(Continued)

Table C1 (Continued)

Eddy Correlations

Day	time GMT	w'w' (G-S)	w'u' (G-G)	w'v' (G-G)	w'RH' (G-W)	w'T' (G-A)	w'u' (S-G)	w'v' (S-G)	w'RH' (S-W)	w'T' (S-A)
265	900	0.002	0.051	0.013	999.000	0.006	0.012	-0.015	999.000	-0.006
265	1000	0.000	0.059	0.016	999.000	0.008	0.002	0.007	999.000	-0.006
265	1100	0.003	0.098	0.019	999.000	0.011	0.000	0.015	999.000	-0.006
265	1200	0.005	0.078	0.010	0.066	0.013	0.005	0.016	-0.021	-0.005
265	1300	-0.003	0.069	0.019	0.067	0.011	-0.008	-0.008	-0.005	-0.007
265	1400	-0.011	0.032	0.046	0.086	0.011	0.004	-0.042	-0.087	-0.007
265	1500	-0.006	0.058	0.040	0.096	0.014	-0.008	-0.016	-0.079	-0.007
265	1600	0.003	0.045	0.013	0.067	0.011	0.004	0.019	-0.020	-0.005
265	1700	0.003	0.026	0.006	0.066	0.010	0.000	0.020	-0.029	-0.005
265	1800	-0.002	0.021	0.000	0.069	0.013	-0.001	0.013	-0.038	-0.006
265	1900	0.000	0.029	-0.006	0.083	0.008	-0.003	-0.004	-0.029	-0.007
265	2000	-0.002	0.016	-0.011	0.050	0.010	0.008	0.006	-0.019	-0.007
265	2100	0.000	0.024	-0.005	0.066	0.010	0.013	0.021	-0.027	-0.005
265	2200	0.000	0.005	0.002	0.043	0.008	0.003	-0.021	-0.020	-0.006
265	2300	0.003	0.008	0.003	0.045	0.008	-0.007	-0.007	-0.037	-0.006
266	0	0.000	0.016	-0.008	0.090	0.008	0.000	0.015	-0.030	-0.007
266	100	0.002	0.030	0.008	0.042	0.010	0.011	0.009	-0.003	-0.007
266	200	-0.006	0.030	0.003	0.054	0.010	0.034	0.037	-0.078	-0.005
266	300	0.000	0.011	0.048	0.218	0.005	0.008	-0.068	-0.036	-0.005
266	400	0.002	0.000	0.000	0.050	0.005	0.028	0.044	-0.123	-0.005
266	500	0.000	-0.003	0.002	0.037	0.005	-0.035	-0.028	-0.075	-0.005
266	600	-0.014	0.008	0.018	0.037	0.005	-0.016	-0.049	-0.030	-0.006
266	700	0.000	0.000	0.010	0.027	0.003	0.005	0.009	-0.029	-0.007
266	800	0.000	0.024	0.030	0.082	0.006	0.011	0.014	0.049	-0.009
266	900	0.005	0.003	0.011	-0.037	0.000	0.015	0.023	-0.188	-0.009
266	1000	0.000	0.000	0.008	999.000	0.003	0.019	-0.034	999.000	-0.002
266	1100	0.000	0.000	0.002	999.000	0.000	0.003	-0.002	999.000	-0.004
266	1200	-0.006	0.006	0.005	999.000	0.002	-0.058	-0.037	999.000	-0.040
266	1300	0.006	-0.013	0.054	-0.006	0.013	-0.011	0.200	-0.187	0.029
266	1400	-0.002	0.000	0.013	0.051	0.005	-0.021	-0.041	0.114	-0.018
266	1500	-0.003	0.000	0.005	0.186	0.003	-0.007	-0.007	-0.053	-0.009
266	1600	-0.005	-0.096	0.090	0.342	-0.010	0.014	-0.032	-0.100	-0.001
266	1700	0.003	-0.082	0.059	0.107	0.003	0.015	-0.014	0.119	-0.018
266	1800	0.003	-0.118	0.102	0.138	0.008	-0.023	0.031	-0.083	-0.003
266	1900	0.000	-0.038	0.030	0.102	0.000	0.000	-0.004	0.014	-0.010
266	2000	0.000	-0.034	-0.026	0.048	0.014	-0.004	-0.008	-0.018	-0.007
266	2100	0.000	-0.093	-0.037	0.125	0.003	0.006	-0.006	-0.027	-0.007
266	2200	-0.002	-0.080	-0.048	0.134	0.000	0.019	-0.002	-0.072	-0.005
266	2300	0.002	-0.064	-0.016	0.226	-0.010	0.009	0.012	0.030	-0.011
267	0	-0.002	-0.050	-0.069	0.046	0.000	0.004	0.000	-0.032	-0.007
267	100	0.000	-0.062	-0.024	-0.024	0.005	0.000	0.001	-0.019	-0.007
267	200	0.005	-0.104	-0.056	0.030	0.002	-0.012	-0.014	-0.028	-0.007
267	300	0.002	-0.131	-0.094	0.014	0.003	0.013	0.002	-0.034	-0.007
267	400	0.005	-0.160	-0.093	0.043	0.006	-0.014	-0.003	-0.023	-0.006
267	500	0.003	-0.146	-0.046	-0.010	0.006	-0.012	0.002	-0.021	-0.007
267	600	0.000	-0.125	-0.048	0.014	0.006	-0.008	0.003	-0.028	-0.006
267	700	0.000	-0.142	-0.037	999.000	0.006	-0.007	0.004	999.000	-0.007
267	800	0.000	-0.126	-0.037	999.000	0.006	0.000	-0.005	999.000	-0.007
267	900	0.002	-0.120	-0.029	999.000	0.005	-0.022	-0.003	999.000	-0.007
267	1000	0.003	-0.139	-0.024	0.029	0.006	-0.006	0.004	-0.027	-0.007

(Continued)

Table C1 (Continued)

Eddy Correlations

Day	time GMT	w'w' (G-S)	w'u' (G-G)	w'v' (G-G)	w'RH' (G-W)	w'T' (G-A)	w'u' (S-G)	w'v' (S-G)	w'RH' (S-W)	w'T' (S-A)
267	1100	0.000	-0.091	-0.013	999.000	0.005	-0.013	0.005	999.000	-0.007
267	1200	0.000	-0.158	-0.027	0.054	0.005	-0.003	0.000	-0.027	-0.006
267	1300	0.002	-0.181	-0.008	0.045	0.011	-0.010	0.004	-0.033	-0.006
267	1400	0.003	-0.184	-0.032	0.035	0.022	-0.010	0.006	-0.026	-0.007
267	1500	0.000	-0.190	0.011	-0.011	0.032	-0.003	-0.012	-0.012	-0.008
267	1600	-0.003	-0.152	-0.024	0.104	0.011	0.029	-0.005	-0.043	-0.007
267	1700	0.018	-0.112	-0.016	0.043	0.026	-0.037	0.001	-0.049	0.001
267	1800	-0.003	-0.085	-0.043	0.062	0.013	0.000	0.000	-0.054	-0.004
267	1900	0.000	-0.029	0.053	-0.058	0.022	0.005	-0.007	-0.025	-0.008
267	2000	-0.006	-0.078	-0.024	-0.128	0.019	-0.042	0.021	0.217	-0.020
267	2100	0.000	-0.152	-0.008	0.045	0.003	0.003	0.030	-0.011	-0.010
267	2200	-0.010	-0.086	-0.019	-0.054	0.008	-0.015	0.016	-0.045	-0.008
267	2300	0.010	-0.062	-0.014	-0.050	0.005	-0.091	-0.018	0.085	-0.018
268	0	0.003	-0.016	0.024	0.019	0.000	0.018	0.025	-0.010	-0.009
268	100	0.006	-0.014	0.016	0.000	0.000	0.053	0.015	-0.043	-0.007
268	200	-0.005	-0.003	0.026	0.035	0.003	0.036	0.005	-0.054	-0.002
268	300	0.006	-0.026	0.069	0.133	-0.008	-0.013	0.088	0.141	-0.019
268	400	0.000	-0.021	-0.008	0.038	0.000	0.012	0.003	0.007	-0.009
268	500	0.005	-0.042	-0.003	0.022	0.003	-0.006	0.003	-0.028	-0.007
268	600	-0.005	-0.051	0.022	0.098	-0.002	-0.007	-0.006	-0.059	-0.005
268	700	-0.008	-0.037	0.003	999.000	-0.003	0.023	-0.009	999.000	0.000
268	800	0.005	-0.045	-0.008	999.000	0.000	-0.006	0.000	999.000	-0.006
268	900	0.002	-0.030	0.003	999.000	0.002	-0.085	-0.030	999.000	-0.011
268	1000	0.000	-0.003	0.040	999.000	0.000	-0.023	-0.025	999.000	-0.006
268	1100	-0.008	-0.053	-0.011	999.000	0.000	0.039	0.011	999.000	-0.008
268	1200	-0.005	-0.074	-0.016	999.000	0.000	0.008	-0.001	999.000	-0.007
268	1300	-0.003	-0.106	-0.011	999.000	0.008	0.027	-0.005	999.000	-0.011
268	1400	0.000	-0.133	-0.026	0.059	0.010	0.005	-0.002	-0.019	-0.010
268	1500	0.013	-0.048	-0.003	999.000	0.005	-0.002	-0.004	999.000	-0.014
268	1600	0.003	-0.038	0.027	0.045	0.013	-0.022	0.017	-0.043	-0.003
268	1700	-0.002	-0.054	-0.008	0.037	0.018	-0.003	0.011	-0.049	-0.006
268	1800	0.000	-0.038	-0.003	0.035	0.014	-0.018	0.003	-0.043	-0.004
268	1900	0.000	-0.030	0.016	-0.069	0.022	-0.007	-0.010	0.012	-0.009
268	2000	0.000	-0.034	-0.005	0.077	0.005	-0.001	0.005	-0.027	-0.007
268	2100	0.000	-0.048	-0.006	0.085	0.000	-0.009	0.006	-0.025	-0.007
268	2200	0.000	-0.014	0.014	0.078	0.000	-0.011	0.002	-0.018	-0.007
268	2300	0.003	-0.011	0.002	0.021	0.000	-0.009	0.011	0.015	-0.010
269	0	0.005	0.051	0.014	-0.114	0.013	-0.002	0.004	0.000	-0.010
269	100	0.003	-0.016	0.054	999.000	-0.019	0.016	-0.001	999.000	-0.032
269	200	-0.010	0.018	0.070	999.000	0.022	-0.011	-0.057	999.000	-0.021
269	300	0.006	-0.034	0.077	999.000	-0.021	-0.028	0.037	999.000	-0.028
269	400	0.005	0.022	0.000	-0.006	0.011	0.087	-0.002	-0.160	0.013
269	500	0.003	0.013	0.022	-0.206	0.016	0.028	0.021	-0.331	0.011
269	600	0.000	-0.018	0.000	0.000	0.000	-0.010	0.001	-0.030	-0.008
269	700	-0.002	0.000	0.008	-0.010	0.000	-0.034	-0.012	-0.016	-0.006
269	800	0.000	0.003	0.016	0.026	-0.002	-0.021	-0.011	0.020	-0.005
269	900	0.000	-0.014	0.006	999.000	0.002	0.005	0.003	999.000	-0.008
269	1000	0.000	-0.026	-0.002	999.000	0.000	-0.012	-0.003	999.000	-0.008
269	1100	0.003	-0.024	0.000	999.000	0.002	0.004	0.008	999.000	-0.007
269	1200	-0.002	-0.024	0.005	999.000	0.003	0.015	0.003	999.000	-0.006

(Continued)

Table C1 (Continued)

Eddy Correlations

Day	time GMT	w'w' (G-S)	w'u' (G-G)	w'v' (G-G)	w'RH' (G-W)	w'T' (G-A)	w'u' (S-G)	w'v' (S-G)	w'RH' (S-W)	w'T' (S-A)
269	1300	0.000	-0.038	0.010	0.040	0.005	-0.005	0.000	-0.022	-0.008
269	1400	0.000	-0.027	-0.014	-0.016	0.003	0.021	0.005	0.013	-0.010
269	1500	0.002	-0.014	0.035	0.013	0.008	0.020	0.003	-0.093	-0.001
269	1600	-0.008	0.050	0.024	0.072	0.008	-0.065	-0.025	-0.079	-0.011
269	1700	0.000	-0.005	0.000	0.034	0.000	0.035	0.012	-0.065	-0.006
269	1800	-0.003	0.003	0.006	0.048	0.000	-0.016	-0.072	-0.149	-0.008
269	1900	0.002	0.027	0.074	-0.091	0.010	0.005	0.015	-0.118	-0.003
269	2000	0.000	-0.005	0.029	0.122	-0.013	-0.021	-0.009	0.224	-0.037
269	2100	0.000	-0.006	0.018	0.058	0.000	-0.002	0.005	-0.026	-0.006
269	2200	0.000	-0.005	0.024	0.000	0.000	-0.017	0.007	0.082	-0.016
269	2300	0.000	-0.006	-0.002	0.042	0.000	-0.002	0.002	-0.018	-0.008
270	0	0.000	0.000	0.008	0.045	0.000	0.000	0.004	-0.009	-0.008
270	100	0.000	-0.005	0.034	0.403	-0.018	-0.005	0.005	0.035	-0.011
270	200	0.002	-0.018	0.002	-0.006	0.005	-0.007	0.009	-0.015	-0.008
270	300	0.000	0.011	0.000	-0.026	0.000	-0.006	-0.008	-0.022	-0.007
270	400	-0.003	-0.056	-0.021	0.035	0.000	0.000	0.000	-0.023	-0.008
270	500	0.000	-0.040	0.000	0.032	0.000	-0.005	-0.004	-0.031	-0.006
270	600	0.000	-0.077	-0.011	0.042	0.000	-0.005	0.000	-0.036	-0.007
270	700	-0.002	-0.053	-0.005	0.038	0.000	0.004	-0.008	-0.042	-0.007
270	800	0.000	-0.046	0.003	0.022	0.002	0.028	0.008	-0.027	-0.008
270	900	0.000	-0.056	-0.008	0.013	0.003	0.021	0.003	-0.055	-0.007
270	1000	0.000	-0.061	0.011	0.011	0.003	-0.010	-0.009	-0.066	-0.005
270	1100	-0.003	-0.029	0.006	-0.106	0.003	-0.052	-0.009	0.144	-0.010
270	1200	-0.003	-0.064	0.003	0.022	0.002	0.006	-0.010	-0.039	-0.007
270	1300	0.005	-0.088	0.002	0.000	0.008	-0.002	0.027	0.001	-0.007
270	1400	0.000	-0.114	-0.030	-0.197	0.029	-0.012	-0.003	-0.038	-0.005
270	1500	-0.002	0.006	-0.053	0.405	-0.030	0.033	-0.041	0.018	-0.018
270	1600	0.000	0.027	0.035	0.040	0.008	-0.022	-0.021	-0.050	-0.009
270	1700	-0.006	-0.010	-0.245	0.357	-0.018	-0.017	0.086	-0.031	-0.005
270	1800	-0.005	0.011	0.040	0.037	0.000	-0.017	-0.002	-0.017	-0.007
270	1900	0.000	0.013	0.011	0.112	0.000	0.025	0.034	0.104	-0.010
270	2000	-0.005	0.003	0.008	0.014	0.003	-0.021	0.102	-0.076	-0.010
270	2100	-0.014	0.014	0.000	0.027	0.000	0.049	-0.179	-0.102	0.003
270	2200	-0.002	-0.005	0.011	0.112	-0.003	0.045	-0.027	-0.239	0.000
270	2300	0.000	-0.006	-0.011	-0.085	0.006	-0.014	0.021	0.100	-0.010
271	0	0.000	-0.002	0.002	-0.010	0.003	0.001	0.000	-0.026	-0.007
271	100	0.000	-0.002	0.000	0.005	0.000	0.002	0.000	-0.011	-0.006
271	200	-0.006	-0.027	-0.064	-0.104	0.008	0.028	0.046	0.059	-0.012
271	300	0.002	-0.002	-0.035	999.000	0.027	0.018	-0.020	999.000	0.002
271	400	0.011	0.018	-0.003	999.000	0.014	0.050	0.016	999.000	-0.006
271	500	-0.010	0.026	0.013	999.000	0.013	-0.013	-0.039	999.000	-0.009
271	600	0.000	0.034	0.006	999.000	0.016	-0.013	0.018	999.000	-0.005
271	700	0.000	0.062	0.000	999.000	0.016	-0.004	-0.018	999.000	-0.007
271	800	0.010	0.058	0.030	999.000	0.016	-0.006	0.020	999.000	-0.004
271	900	-0.003	0.029	0.027	999.000	0.019	0.008	0.013	999.000	-0.006
271	1000	0.000	0.062	0.026	999.000	0.019	0.012	-0.021	999.000	-0.007
271	1100	0.000	0.078	0.016	0.128	0.022	0.001	0.012	-0.002	-0.006
271	1200	0.003	0.064	0.008	0.173	0.018	0.002	-0.004	-0.009	-0.007
271	1300	0.027	0.056	0.019	0.115	0.022	-0.020	0.021	0.119	0.000
271	1400	0.000	0.042	0.021	0.118	0.021	0.019	0.012	-0.062	-0.005

(Continued)

Table C1 (Continued)

Eddy Correlations

Day	time GMT	w'w' (G-S)	w'u' (G-G)	w'v' (G-G)	w'RH' (G-W)	w'T' (G-A)	w'u' (S-G)	w'v' (S-G)	w'RH' (S-W)	w'T' (S-A)
271	1500	0.000	0.056	-0.019	0.099	0.019	-0.017	0.032	-0.005	-0.006
271	1600	0.000	0.072	0.022	0.134	0.026	0.001	-0.013	-0.042	-0.008
271	1700	0.008	0.064	0.018	0.125	0.024	-0.003	0.042	-0.001	-0.004
271	1800	0.014	0.072	0.029	0.160	0.027	-0.007	0.070	0.009	-0.003
271	1900	-0.011	0.062	0.002	0.115	0.024	0.033	-0.025	-0.044	-0.010
271	2000	0.002	0.062	0.005	0.200	0.026	0.000	0.011	-0.024	-0.008
271	2100	0.006	0.026	0.019	0.131	0.024	0.005	0.051	-0.022	-0.005
271	2200	0.010	0.037	0.022	0.106	0.019	-0.009	0.036	-0.014	-0.004
271	2300	0.005	0.024	0.019	0.123	0.018	-0.005	0.010	-0.047	-0.007
272	0	0.000	0.024	0.022	0.070	0.016	-0.021	0.016	-0.036	-0.009
272	100	-0.011	0.014	0.024	0.082	0.018	-0.024	0.000	-0.032	-0.009
272	200	-0.003	0.021	0.056	0.134	0.021	-0.007	-0.006	-0.014	-0.009
272	300	-0.018	0.078	0.022	0.072	0.024	-0.007	-0.011	-0.027	-0.010
272	400	0.000	0.067	0.021	999.000	0.024	0.011	-0.046	999.000	-0.009
272	500	0.000	0.066	0.006	999.000	0.019	-0.002	0.017	999.000	-0.005
272	600	0.008	0.051	0.005	999.000	0.014	0.008	0.028	999.000	-0.004
272	700	0.003	0.032	0.000	999.000	0.011	0.004	0.002	999.000	-0.007
272	800	0.000	0.026	0.000	999.000	0.011	0.004	-0.006	999.000	-0.007
272	900	-0.010	0.014	0.005	999.000	0.008	-0.014	-0.015	999.000	-0.008
272	1000	0.000	0.000	0.003	999.000	0.006	0.036	-0.018	999.000	-0.007
272	1100	0.003	0.003	0.010	999.000	0.010	-0.008	0.006	999.000	-0.006
272	1200	0.000	0.011	0.000	999.000	0.010	0.020	-0.009	999.000	-0.006
272	1300	-0.003	0.008	-0.006	0.045	0.006	-0.030	-0.002	0.014	-0.011
272	1400	-0.006	0.006	-0.008	0.029	0.008	-0.017	0.013	-0.036	-0.011
272	1500	0.000	-0.003	-0.006	0.030	0.005	0.007	0.001	-0.044	-0.008
272	1600	-0.002	-0.002	0.013	-0.053	0.011	0.003	-0.026	0.018	-0.010
272	1700	0.000	0.008	-0.013	0.058	0.005	-0.041	-0.021	-0.083	-0.002
272	1800	-0.002	0.006	-0.014	0.069	0.005	-0.016	0.026	0.022	-0.013
272	1900	-0.006	0.006	-0.014	0.074	0.008	0.003	0.000	-0.053	-0.007
272	2000	-0.002	0.013	-0.022	0.106	0.008	-0.009	0.015	-0.131	-0.006
272	2100	0.000	0.018	-0.005	0.093	0.010	-0.005	-0.029	-0.078	-0.008
272	2200	0.003	0.016	-0.026	0.109	0.010	0.002	-0.021	-0.030	-0.006
272	2300	-0.002	-0.003	-0.014	0.040	0.011	0.010	-0.023	0.040	-0.008
273	0	0.000	-0.024	0.032	0.085	0.010	-0.045	0.059	-0.007	-0.004
273	100	0.000	0.006	0.000	0.016	0.005	0.000	0.010	-0.025	-0.006
273	200	-0.002	0.005	0.011	-0.026	0.005	0.006	-0.017	-0.027	-0.010
273	300	0.003	0.008	0.016	0.064	-0.005	0.016	0.012	0.061	-0.017
273	400	0.000	0.002	0.006	-0.019	0.008	0.005	0.004	-0.043	-0.004
273	500	0.010	-0.005	0.002	0.021	0.006	-0.008	-0.009	-0.027	-0.007
273	600	0.030	-0.022	-0.013	-0.003	0.003	-0.003	-0.067	-0.013	-0.009
273	700	0.022	-0.008	-0.011	0.027	0.003	0.002	-0.041	-0.105	-0.006
273	800	0.005	-0.010	-0.010	0.006	0.005	-0.008	0.019	-0.031	-0.007
273	900	-0.010	0.024	0.035	-0.030	0.011	-0.027	-0.043	0.018	-0.014
273	1000	-0.006	-0.014	-0.016	0.008	0.005	-0.028	-0.023	-0.029	-0.009
273	1100	0.008	-0.024	-0.016	999.000	0.003	0.042	-0.054	999.000	-0.015
273	1200	0.003	-0.030	-0.006	999.000	0.003	-0.014	0.039	999.000	-0.012
273	1300	-0.003	-0.067	0.016	999.000	0.011	0.003	0.000	999.000	-0.009
273	1400	0.000	-0.090	0.018	0.050	0.014	-0.010	0.010	-0.061	-0.004
273	1500	0.006	-0.098	0.010	0.184	0.022	-0.003	-0.013	-0.060	-0.005
273	1600	0.000	-0.117	0.006	0.038	0.037	-0.014	0.008	-0.031	-0.005

(Continued)

Table C1 (Continued)

		Eddy Correlations								
Day	time GMT	w'w' (G-S)	w'u' (G-G)	w'v' (G-G)	w'RH' (G-W)	w'T' (G-A)	w'u' (S-G)	w'v' (S-G)	w'RH' (S-W)	w'T' (S-A)
273	1700	-0.005	-0.040	-0.043	0.122	0.016	0.023	-0.018	0.036	-0.012
273	1800	-0.005	-0.029	0.000	0.000	0.018	0.008	0.002	0.011	-0.010
276	1500	0.000	0.000	-0.002	0.000	0.000	0.000	-0.002	-0.021	-0.001
276	1600	0.019	-0.003	0.013	0.027	0.002	-0.047	-0.029	-1.160	0.049
276	1700	0.003	0.000	-0.002	0.010	0.000	0.000	-0.004	-0.005	0.000
276	1800	0.013	-0.024	0.016	-0.019	0.006	0.000	-0.004	-0.025	-0.005
276	1900	0.022	0.006	0.008	0.016	0.005	0.005	-0.009	-0.012	-0.003
276	2000	0.021	-0.005	0.000	-0.005	0.008	0.013	-0.013	0.007	-0.006
276	2100	0.021	0.000	0.003	0.035	0.008	0.007	-0.015	-0.031	-0.007
276	2200	0.030	0.010	0.000	0.056	0.010	0.009	-0.016	-0.018	-0.006
276	2300	0.018	-0.003	0.010	0.026	0.008	0.003	-0.013	-0.022	-0.008
277	0	0.027	999.000	0.000	999.000	999.000	999.000	-0.014	999.000	999.000
277	100	0.133	0.022	0.005	-0.026	0.011	0.002	-0.040	-0.062	-0.008
277	200	0.205	-0.029	-0.040	0.026	0.011	-0.036	-0.091	-0.054	-0.006
277	300	0.291	-0.043	-0.051	-0.021	0.011	-0.063	-0.104	-0.073	-0.006
277	400	0.205	-0.056	-0.062	0.069	0.005	-0.068	-0.090	-0.009	-0.010
277	500	0.240	-0.070	-0.074	0.027	0.008	-0.085	-0.101	-0.034	-0.009
277	600	0.350	-0.174	-0.060	0.038	0.006	-0.200	-0.106	-0.016	-0.012
277	700	0.258	-0.136	0.005	0.046	0.006	-0.158	-0.014	-0.019	-0.009
277	800	0.248	-0.141	-0.026	0.027	0.005	-0.178	-0.026	0.002	-0.010
277	900	0.218	-0.125	-0.006	0.022	0.005	-0.146	-0.017	-0.031	-0.009
277	1000	0.235	-0.128	-0.026	0.003	0.008	-0.150	-0.031	-0.035	-0.007
277	1100	0.203	-0.131	-0.018	0.022	0.003	-0.147	-0.028	-0.019	-0.010
277	1200	0.229	-0.141	-0.019	0.037	0.003	-0.164	-0.028	-0.018	-0.010
277	1300	0.278	-0.144	0.006	0.024	0.011	-0.182	-0.012	-0.018	-0.003
277	1400	0.338	-0.230	-0.019	0.038	0.018	-0.262	-0.025	-0.012	0.004
277	1500	0.312	-0.150	-0.008	0.101	0.018	-0.178	-0.022	0.029	0.005
277	1600	0.325	-0.150	-0.005	-0.098	0.042	-0.165	-0.012	-0.144	0.024
277	1700	0.354	-0.194	-0.046	0.099	0.024	-0.213	-0.052	0.050	0.007
277	1800	0.443	-0.243	-0.034	0.122	0.021	-0.286	-0.049	0.118	0.001
277	1900	0.459	-0.248	-0.021	0.037	0.019	-0.278	-0.042	0.021	0.005
277	2000	0.464	-0.270	-0.067	0.150	0.008	-0.318	-0.082	0.107	-0.009
277	2100	0.354	-0.117	0.077	-0.035	0.003	-0.172	0.022	-0.022	-0.015
277	2200	0.152	-0.094	-0.030	0.030	0.000	-0.104	-0.033	0.008	-0.016
277	2300	0.187	-0.122	-0.014	0.070	-0.008	-0.126	-0.018	0.018	-0.021
278	0	0.138	-0.106	0.019	0.112	-0.014	-0.111	-0.002	0.045	-0.025
278	100	0.163	-0.107	-0.003	0.034	-0.008	-0.120	-0.013	0.013	-0.027
278	200	0.202	-0.094	-0.030	0.030	-0.006	-0.124	-0.040	-0.015	-0.023
278	300	0.246	-0.139	-0.030	0.032	-0.003	-0.168	-0.043	0.004	-0.022
278	400	0.315	-0.205	-0.026	0.069	-0.008	-0.228	-0.034	0.030	-0.027
278	500	0.342	-0.182	-0.030	0.053	0.000	-0.236	-0.054	0.014	-0.019
278	600	0.462	-0.240	-0.014	-0.014	0.003	-0.285	-0.028	-0.039	-0.015
278	700	0.403	-0.253	-0.026	0.054	0.000	-0.290	-0.039	0.005	-0.015
278	800	0.368	-0.205	-0.027	0.034	0.000	-0.250	-0.036	-0.007	-0.014
278	900	0.315	-0.178	-0.019	0.011	0.002	-0.208	-0.023	-0.026	-0.012
278	1000	0.317	-0.130	0.058	0.026	0.003	-0.176	0.009	-0.023	-0.013
278	1100	0.280	-0.157	-0.013	0.019	0.002	-0.184	-0.021	-0.026	-0.012
278	1200	0.280	-0.186	-0.011	0.038	0.003	-0.215	-0.034	-0.040	-0.010
278	1300	0.173	-0.147	0.043	0.075	0.005	-0.156	0.005	0.000	-0.008
278	1400	0.122	-0.158	-0.070	-0.014	0.014	-0.122	0.000	-0.027	-0.005

(Continued)

Table C1 (Continued)

Eddy Correlations

Day	time GMT	w'w' (G-S)	w'u' (G-G)	w'v' (G-G)	w'RH' (G-W)	w'T' (G-A)	w'u' (S-G)	w'v' (S-G)	w'RH' (S-W)	w'T' (S-A)
278	1500	0.158	-0.098	-0.037	0.021	0.003	-0.080	-0.016	-0.026	-0.009
278	1600	0.056	0.422	-0.013	-0.749	0.104	0.150	0.025	-0.327	0.035
278	1700	0.003	0.006	0.003	0.016	0.000	-0.003	0.007	-0.034	-0.007
278	1800	0.026	-0.005	-0.006	-0.122	0.000	0.004	0.003	-0.038	-0.006
278	1900	999.000	999.000	999.000	999.000	999.000	999.000	999.000	999.000	999.000
278	2000	0.022	0.032	-0.006	0.150	0.002	0.016	0.000	0.043	-0.006
278	2100	0.042	0.035	0.008	0.091	0.005	0.030	0.010	0.017	-0.004
278	2200	0.046	0.021	0.024	0.182	0.003	0.024	0.016	0.097	-0.005
278	2300	0.043	0.037	0.010	0.085	0.006	0.040	-0.017	-0.084	0.000
279	0	0.045	0.027	0.005	0.150	0.006	0.023	-0.001	0.045	-0.003
279	100	0.051	0.064	0.010	0.214	0.010	0.041	-0.005	0.044	-0.002
279	200	0.037	0.034	0.008	0.093	0.008	0.016	-0.010	0.007	-0.003
279	300	0.027	0.027	0.014	0.038	0.008	0.019	-0.003	-0.004	-0.004
279	400	0.024	0.014	0.016	0.037	0.008	0.010	-0.009	-0.012	-0.004
279	500	0.038	-0.008	0.026	0.024	0.008	0.017	-0.014	0.004	-0.006
279	600	0.035	0.075	-0.165	-0.194	0.005	0.031	-0.102	-0.105	-0.008
279	700	0.155	-0.018	-0.107	-0.842	-0.010	-0.054	-0.092	-0.569	-0.015
279	800	0.323	-0.216	0.093	0.125	0.006	-0.216	0.070	0.020	-0.009
279	900	0.437	-0.242	0.088	0.230	0.014	-0.216	0.119	0.165	0.000
279	1000	0.384	-0.192	0.078	-0.024	0.032	-0.182	0.115	-0.032	0.018
279	1100	0.290	-0.058	0.102	0.155	0.019	-0.065	0.139	0.101	0.010
279	1200	0.242	-0.024	0.091	0.194	0.016	-0.028	0.111	0.160	0.005
279	1300	0.186	-0.008	0.059	0.162	0.013	-0.014	0.076	0.123	0.006
279	1400	0.211	-0.024	0.077	0.267	0.021	-0.028	0.100	0.196	0.008
279	1500	0.261	-0.034	0.109	0.243	0.030	-0.027	0.153	0.248	0.015
279	1600	0.240	0.112	0.101	0.421	0.022	0.058	0.141	0.348	0.009
279	1700	0.245	0.003	0.141	0.893	0.016	-0.020	0.164	0.857	0.003
279	1800	0.267	0.034	0.211	0.568	0.038	0.014	0.237	0.437	0.031
279	1900	0.267	0.053	0.142	0.618	0.029	0.031	0.157	0.496	0.025
279	2000	0.288	0.032	0.163	1.222	0.035	0.010	0.170	0.944	0.025
279	2100	0.218	0.038	0.061	0.912	0.026	0.023	0.094	0.739	0.018
279	2200	0.195	-0.006	0.032	0.939	0.024	-0.012	0.065	0.733	0.016
279	2300	0.154	0.005	0.034	0.774	0.021	-0.007	0.057	0.624	0.010
280	0	0.141	0.003	0.062	0.742	0.018	-0.014	0.068	0.605	0.008
280	100	0.142	0.010	0.066	0.931	0.022	0.000	0.066	0.704	0.011
280	200	0.150	0.000	0.022	0.874	0.021	-0.013	0.040	0.678	0.011
280	300	0.168	0.013	0.013	1.050	0.026	0.015	0.056	0.837	0.014
280	400	0.173	0.011	0.022	1.029	0.021	-0.003	0.049	0.873	0.012
280	500	0.187	0.013	0.024	0.731	0.022	0.002	0.055	0.583	0.013
280	600	0.181	0.040	-0.003	0.712	0.027	0.020	0.041	0.560	0.018
280	700	0.173	0.011	0.037	0.493	0.021	0.010	0.050	0.397	0.012
280	800	0.165	0.026	0.032	0.542	0.024	0.021	0.043	0.446	0.016
280	900	0.173	0.021	-0.013	0.533	0.029	0.022	0.008	0.402	0.020
280	1000	0.141	-0.013	0.018	0.405	0.022	-0.002	0.025	0.300	0.014
280	1100	0.157	-0.005	-0.027	0.354	0.021	0.012	-0.015	0.262	0.014
280	1200	0.170	-0.018	0.034	0.440	0.027	-0.008	0.048	0.350	0.018
280	1300	0.139	-0.024	-0.013	0.368	0.019	-0.023	0.010	0.297	0.013
280	1400	0.139	0.008	-0.022	0.374	0.021	0.008	-0.004	0.283	0.013
280	1500	0.147	-0.010	-0.014	0.325	0.021	-0.008	-0.001	0.253	0.013
280	1600	0.163	0.005	-0.034	0.453	0.029	0.007	-0.021	0.359	0.022

(Continued)

Table C1 (Continued)

Eddy Correlations

Day	time GMT	w'w' (G-S)	w'u' (G-G)	w'v' (G-G)	w'RH' (G-W)	w'T' (G-A)	w'u' (S-G)	w'v' (S-G)	w'RH' (S-W)	w'T' (S-A)
280	1700	0.155	-0.014	-0.032	0.464	0.024	-0.006	-0.013	0.369	0.017
280	1800	0.158	-0.005	0.000	0.446	0.027	0.002	0.004	0.356	0.018
280	1900	0.149	-0.008	-0.030	0.363	0.021	-0.004	-0.012	0.277	0.014
280	2000	0.134	-0.006	-0.040	0.206	0.016	-0.005	-0.024	0.146	0.009
280	2100	0.117	-0.003	-0.032	0.248	0.016	0.010	-0.031	0.187	0.007
280	2200	0.112	-0.016	0.014	0.208	0.018	0.001	0.000	0.153	0.009
280	2300	0.117	-0.026	-0.011	0.307	0.018	-0.008	-0.017	0.260	0.009
281	0	0.101	-0.013	0.010	0.219	0.021	-0.012	-0.018	0.178	0.010
281	100	0.106	0.000	0.003	0.221	0.022	0.002	-0.019	0.207	0.010
281	200	0.072	0.014	0.034	0.168	0.013	0.011	0.017	0.088	0.004
281	300	0.096	0.016	0.011	0.227	0.022	0.015	-0.003	0.126	0.011
281	400	0.099	0.013	0.013	0.208	0.019	0.011	-0.005	0.116	0.009
281	500	0.085	0.000	0.011	0.098	0.018	0.003	-0.007	0.038	0.007
281	600	0.069	0.021	0.010	0.131	0.019	0.016	-0.009	0.081	0.007
281	700	0.083	0.018	-0.018	0.147	0.021	0.016	-0.020	0.073	0.009
281	800	0.080	0.048	-0.006	0.114	0.019	0.039	-0.011	0.039	0.007
281	900	0.091	0.061	-0.011	0.139	0.022	0.052	-0.016	0.063	0.011
281	1000	0.088	0.075	-0.019	0.115	0.022	0.061	-0.019	0.034	0.010
281	1100	0.082	0.083	-0.021	0.112	0.021	0.059	-0.024	0.017	0.008
281	1200	0.069	0.059	-0.035	0.112	0.016	0.043	-0.030	0.027	0.003
281	1300	0.059	0.064	-0.029	0.117	0.014	0.044	-0.025	0.030	0.002
281	1400	0.053	0.053	-0.010	999.000	0.011	0.037	-0.012	999.000	0.000
281	1500	0.046	0.050	-0.021	0.083	0.013	0.030	-0.018	0.003	0.000
281	1600	0.029	0.024	0.000	0.014	0.008	0.011	-0.008	-0.024	-0.003
281	1700	0.075	0.224	0.509	-2.302	0.118	0.054	0.099	-0.546	0.021
281	1800	0.152	0.006	-0.014	0.082	0.006	-0.004	-0.072	0.061	-0.010
281	1900	0.179	-0.014	0.032	0.051	0.000	-0.013	-0.053	0.048	-0.012
281	2000	0.211	0.000	-0.038	999.000	999.000	-0.002	-0.096	999.000	999.000
281	2100	0.192	999.000	-0.357	999.000	999.000	999.000	-0.089	999.000	999.000
281	2200	0.120	0.000	-0.030	0.067	0.003	-0.006	-0.062	0.012	-0.012
281	2300	0.142	-0.006	-0.035	-0.061	0.013	-0.009	-0.068	-0.044	-0.006
282	0	0.098	-0.024	0.002	-0.194	0.014	-0.015	-0.031	-0.109	-0.004
282	100	0.114	-0.013	-0.029	0.019	0.011	-0.019	-0.043	-0.034	-0.003
282	200	0.062	-0.016	-0.022	0.003	0.006	-0.017	-0.040	-0.019	-0.006
282	300	0.066	-0.014	-0.002	0.035	0.006	-0.016	-0.026	-0.024	-0.006
282	400	0.010	0.000	0.019	-0.014	0.003	-0.003	0.003	-0.031	-0.006
282	500	0.000	0.002	0.000	0.005	0.002	-0.003	0.000	-0.029	-0.007
282	600	0.000	0.000	0.000	0.010	0.002	0.000	0.000	-0.030	-0.007
282	700	0.000	0.000	0.000	0.011	0.002	0.000	0.005	-0.040	-0.007
282	800	0.000	0.000	0.000	0.006	0.002	0.000	-0.001	-0.028	-0.007
282	900	0.000	0.000	0.000	999.000	0.002	0.000	-0.004	999.000	-0.007
282	1000	0.000	-0.008	0.000	999.000	0.003	0.006	-0.004	999.000	-0.008
282	1100	0.005	-0.024	-0.003	999.000	0.000	-0.011	-0.005	999.000	-0.007
282	1200	0.005	999.000	-0.107	999.000	999.000	999.000	-0.005	999.000	999.000
282	1300	0.011	0.005	0.005	999.000	0.002	0.006	0.005	999.000	-0.006
282	1400	0.011	-0.034	0.026	999.000	0.003	0.002	-0.003	999.000	-0.007
282	1500	0.005	-0.008	0.005	999.000	0.003	0.003	-0.001	999.000	-0.004
282	1600	0.006	-0.019	0.008	999.000	0.000	-0.023	0.000	999.000	-0.009
282	1700	0.000	-0.011	-0.003	999.000	0.002	-0.023	-0.009	999.000	-0.008
282	1800	0.002	-0.006	0.002	999.000	0.003	0.004	-0.002	999.000	-0.006

(Continued)

Table C1 (Continued)

Eddy Correlations

Day	time GMT	w'w' (G-S)	w'u' (G-G)	w'v' (G-G)	w'RH' (G-W)	w'T' (G-A)	w'u' (S-G)	w'v' (S-G)	w'RH' (S-W)	w'T' (S-A)
282	1900	0.000	-0.003	0.002	999.000	0.002	-0.004	0.004	999.000	-0.007
282	2000	0.026	999.000	-0.075	999.000	0.006	999.000	0.018	999.000	-0.003
282	2100	0.026	0.003	0.021	999.000	0.005	0.003	0.018	999.000	-0.007
282	2200	0.013	0.000	0.011	999.000	0.005	-0.002	0.009	999.000	-0.005
282	2300	0.000	0.000	-0.008	999.000	0.002	0.000	0.000	999.000	-0.006
283	0	0.000	0.000	0.000	999.000	0.002	-0.045	0.029	999.000	-0.008
283	100	0.000	0.000	0.002	999.000	0.003	-0.004	0.006	999.000	-0.001
283	200	0.000	0.000	0.000	999.000	0.000	-0.001	-0.009	999.000	-0.003
283	300	0.000	999.000	-0.315	999.000	999.000	999.000	-0.005	999.000	999.000
283	400	0.000	0.000	-0.003	999.000	0.002	0.008	-0.040	999.000	0.001
283	500	0.005	0.027	-0.034	999.000	0.003	-0.008	-0.004	999.000	0.004
283	600	0.024	-0.035	-0.021	999.000	0.013	-0.023	0.028	999.000	0.004
283	700	0.070	-0.026	0.018	999.000	0.011	-0.016	0.000	999.000	0.006
283	800	0.050	0.000	0.029	999.000	0.010	-0.005	0.027	999.000	-0.002
283	900	0.414	-0.141	-0.573	999.000	999.000	-0.169	-0.722	999.000	999.000
283	1000	0.014	0.296	0.219	999.000	-0.029	-0.030	0.013	999.000	0.014
283	1100	0.254	0.022	0.173	999.000	0.042	0.832	0.376	999.000	-0.065
283	1200	0.408	999.000	0.213	999.000	0.024	999.000	0.224	999.000	0.018
283	1300	0.387	999.000	0.176	999.000	0.019	999.000	0.168	999.000	0.017
283	1400	0.333	0.221	0.205	999.000	0.006	0.142	0.155	999.000	0.022
283	1500	0.309	999.000	0.221	999.000	999.000	999.000	0.138	999.000	999.000
283	1600	0.299	999.000	0.288	999.000	0.077	999.000	0.190	999.000	0.034
283	1700	0.285	999.000	-0.214	999.000	-0.082	999.000	0.066	999.000	0.018
283	1800	0.294	999.000	0.072	999.000	999.000	999.000	0.077	999.000	999.000
283	1900	0.062	999.000	-0.797	999.000	999.000	999.000	0.044	999.000	999.000
283	2000	0.008	999.000	-0.864	999.000	999.000	999.000	0.360	999.000	999.000
283	2100	-0.050	999.000	-1.480	999.000	999.000	999.000	0.020	999.000	999.000
283	2200	999.000	999.000	-0.690	999.000	999.000	999.000	999.000	999.000	999.000
283	2300	-0.016	999.000	-0.024	999.000	999.000	999.000	0.051	999.000	999.000
284	0	-0.056	0.478	0.083	0.498	0.035	0.522	0.005	0.484	0.024
284	100	0.250	999.000	0.122	999.000	999.000	999.000	0.674	999.000	999.000
284	200	0.299	0.397	0.230	0.208	0.026	0.677	-0.223	0.060	0.129
284	300	0.386	0.347	0.162	0.278	0.030	0.299	0.127	0.165	0.029
284	400	0.440	0.558	0.094	0.306	0.037	0.458	0.065	0.164	0.033
284	500	0.405	0.392	0.136	0.280	0.035	0.333	0.077	0.071	0.037
284	600	0.390	0.342	0.198	0.254	0.038	0.275	0.138	0.098	0.032
284	700	0.387	0.426	0.067	0.389	0.042	0.315	0.061	0.177	0.034
284	800	0.363	0.350	0.154	0.523	0.048	0.282	0.119	0.194	0.036
284	900	0.342	0.328	0.123	0.203	0.050	0.244	0.107	0.089	0.038
284	1000	0.374	0.245	0.214	0.275	0.056	0.217	0.165	0.135	0.046
284	1100	0.325	0.250	0.158	0.158	0.053	0.226	0.103	0.080	0.043
284	1200	0.366	0.341	0.125	0.189	0.054	0.289	0.093	0.123	0.044
284	1300	0.414	0.382	0.154	-0.054	0.042	0.330	0.124	-0.089	0.038
284	1400	0.318	0.261	0.128	0.093	0.027	0.248	0.085	0.053	0.028
284	1500	0.350	0.312	0.150	0.192	0.046	0.284	0.080	0.095	0.034
284	1600	0.306	0.274	0.125	0.157	0.040	0.229	0.115	0.079	0.030
284	1700	0.315	0.299	0.078	0.170	0.042	0.243	0.061	0.062	0.031
284	1800	0.349	0.296	0.134	0.174	0.042	0.245	0.099	0.072	0.030
284	1900	0.330	0.258	0.160	0.157	0.038	0.234	0.106	0.063	0.031
284	2000	0.278	0.251	0.107	0.181	0.051	0.205	0.077	0.122	0.046

(Continued)

Table C1 (Continued)

Eddy Correlations

Day	time GMT	w'w' (G-S)	w'u' (G-G)	w'v' (G-G)	w'RH' (G-W)	w'T' (G-A)	w'u' (S-G)	w'v' (S-G)	w'RH' (S-W)	w'T' (S-A)
284	2100	0.266	999.000	0.030	0.173	0.027	999.000	0.081	0.073	0.020
284	2200	0.187	0.147	0.088	0.123	0.024	0.125	0.068	0.043	0.018
284	2300	0.181	0.179	0.061	0.181	0.021	0.135	0.048	0.057	0.016
285	0	0.178	999.000	-0.650	999.000	999.000	999.000	0.059	999.000	999.000
285	100	0.186	0.134	0.066	0.154	0.038	0.117	0.046	0.040	0.020
285	200	0.178	999.000	-0.128	999.000	999.000	999.000	0.041	999.000	999.000
285	300	0.149	0.126	0.048	0.117	0.026	0.122	0.036	0.026	0.010
285	400	0.139	999.000	-0.154	999.000	0.046	999.000	0.028	999.000	0.009
285	500	0.125	0.107	0.048	0.093	0.027	0.103	0.035	0.011	0.011
285	600	0.096	0.082	0.008	0.112	0.021	0.081	0.014	0.028	0.008
285	700	0.085	0.083	0.013	0.098	0.024	0.068	0.015	0.016	0.006
285	800	0.099	0.064	0.040	0.106	0.024	0.069	0.030	0.014	0.007
285	900	0.085	0.053	0.035	0.139	0.021	0.059	0.026	0.078	0.004
285	1000	0.086	0.042	0.096	0.141	0.064	0.036	0.000	0.035	-0.037
285	1100	0.000	999.000	-0.147	999.000	0.038	999.000	0.002	999.000	0.001
285	1200	0.003	0.059	0.067	999.000	0.029	0.011	-0.009	999.000	0.003
285	1300	0.002	0.062	0.109	999.000	0.030	0.003	0.007	999.000	0.000
285	1400	0.000	0.067	0.061	999.000	0.027	0.013	0.003	999.000	0.000
285	1500	0.000	0.050	0.061	999.000	0.026	0.005	-0.002	999.000	0.000
285	1600	-0.002	0.056	0.053	0.141	0.024	-0.004	0.006	-0.066	0.003
285	1700	-0.005	0.112	0.021	0.203	0.022	0.012	-0.010	-0.007	0.000
285	1800	-0.018	0.032	0.029	0.086	0.021	0.123	-0.022	-0.065	0.004
285	1900	-0.030	0.021	0.010	0.091	0.019	-0.014	-0.007	0.021	0.002
285	2000	-0.029	0.034	0.000	0.106	0.019	-0.086	0.022	-0.099	-0.003
285	2100	-0.016	0.006	0.006	0.080	0.018	0.000	-0.005	-0.007	-0.004
285	2200	-0.011	0.011	-0.013	0.061	0.011	0.053	-0.064	-0.191	0.002
285	2300	-0.016	0.040	0.022	0.090	0.019	0.034	-0.007	-0.034	0.005
286	0	-0.008	0.018	0.030	0.139	0.018	-0.005	0.005	-0.033	0.005
286	100	0.005	0.027	0.003	0.093	0.021	0.024	-0.039	-0.040	0.004
286	200	0.000	0.032	0.008	0.022	0.022	0.012	-0.010	-0.200	0.006
286	300	-0.003	999.000	0.008	999.000	999.000	999.000	0.009	999.000	999.000
286	400	-0.006	0.027	-0.003	0.093	0.019	-0.003	0.000	-0.001	0.000
286	500	-0.003	0.024	-0.002	0.072	0.018	-0.003	0.001	0.002	0.000
286	600	0.000	0.000	0.000	999.000	0.014	0.001	0.000	999.000	0.000
286	700	0.000	-0.006	0.000	999.000	0.013	0.000	0.001	999.000	0.000
286	800	0.000	999.000	-0.002	999.000	999.000	999.000	-0.003	999.000	999.000
286	900	0.000	0.006	0.002	999.000	0.014	0.001	0.000	999.000	0.000
286	1000	-0.002	0.010	0.013	0.048	0.014	-0.004	0.000	0.000	0.000
286	1100	-0.003	0.018	-0.008	0.074	0.016	0.000	0.003	-0.004	0.000
286	1200	0.000	0.013	0.014	0.080	0.011	-0.001	-0.009	-0.005	0.001
286	1300	-0.016	-0.016	-0.011	0.026	0.000	-0.004	0.017	0.010	0.000
286	1400	-0.170	0.003	0.034	-0.011	-0.008	-0.037	-0.144	0.055	0.032
286	1600	999.000	999.000	999.000	999.000	999.000	0.021	-0.048	999.000	999.000
286	1700	-0.002	-0.027	-0.003	999.000	999.000	0.008	0.000	999.000	999.000
286	1800	-0.003	0.003	-0.006	999.000	0.003	-0.004	0.004	999.000	0.000
286	1900	-0.003	0.024	-0.038	999.000	0.000	-0.008	0.007	999.000	0.003
286	2000	0.000	0.005	-0.037	999.000	0.011	0.002	-0.021	999.000	0.007
286	2100	0.000	0.005	-0.008	999.000	0.005	0.003	-0.001	999.000	-0.004
286	2200	-0.005	-0.085	-0.026	999.000	0.038	0.033	0.009	999.000	-0.014
286	2300	-0.008	0.006	0.042	999.000	0.003	0.006	0.000	999.000	-0.004

(Continued)

Table C1 (Continued)

Eddy Correlations

Day	time GMT	w'w' (G-S)	w'u' (G-G)	w'v' (G-G)	w'RH' (G-W)	w'T' (G-A)	w'u' (S-G)	w'v' (S-G)	w'RH' (S-W)	w'T' (S-A)
287	0	-0.010	999.000	0.373	999.000	999.000	999.000	-0.007	999.000	999.000
287	100	-0.008	0.021	0.035	999.000	-0.003	0.000	-0.002	999.000	0.000
287	200	-0.011	0.013	0.050	999.000	0.000	-0.003	0.000	999.000	0.000
287	300	-0.016	0.010	0.029	999.000	0.000	-0.005	-0.016	999.000	0.002
287	400	-0.010	0.019	0.059	999.000	0.000	-0.005	-0.005	999.000	0.002
287	500	-0.014	0.024	0.083	999.000	-0.003	-0.008	-0.005	999.000	0.000
287	600	-0.008	999.000	0.090	999.000	0.010	999.000	0.088	999.000	-0.052
287	700	0.000	0.027	0.062	999.000	0.000	-0.003	-0.001	999.000	0.004
287	800	-0.005	0.029	0.058	999.000	0.003	0.000	-0.011	999.000	0.005
287	900	-0.003	0.035	0.034	999.000	0.000	-0.004	-0.006	999.000	0.000
287	1000	-0.006	0.016	-0.003	999.000	0.010	-0.002	-0.013	999.000	0.004
287	1100	-0.011	0.045	0.050	999.000	0.000	-0.010	-0.008	999.000	0.003
287	1200	-0.011	0.045	0.056	999.000	0.000	-0.018	-0.010	999.000	0.007
287	1300	-0.024	999.000	0.075	999.000	999.000	999.000	-0.011	999.000	999.000
287	1400	0.467	999.000	0.344	999.000	0.030	999.000	0.108	999.000	-0.006
287	1500	0.504	0.238	0.032	999.000	0.000	0.278	0.086	999.000	-0.004
287	1600	0.374	0.181	0.030	999.000	-0.006	0.235	0.074	999.000	0.003
287	1700	0.323	0.181	0.019	999.000	-0.003	0.214	0.055	999.000	-0.003
287	1800	999.000	999.000	0.669	999.000	999.000	999.000	999.000	999.000	999.000
287	1900	999.000	0.102	-0.011	999.000	0.005	999.000	999.000	999.000	999.000
287	2000	999.000	999.000	0.019	999.000	999.000	999.000	999.000	999.000	999.000
287	2100	999.000	999.000	0.443	999.000	999.000	999.000	999.000	999.000	999.000
287	2200	999.000	0.155	0.074	999.000	-0.003	999.000	999.000	999.000	999.000
287	2300	999.000	0.173	0.027	999.000	0.000	999.000	999.000	999.000	999.000
288	0	999.000	0.117	0.021	999.000	0.000	999.000	999.000	999.000	999.000
288	100	999.000	0.134	0.003	999.000	0.003	999.000	999.000	999.000	999.000
288	200	999.000	0.122	0.029	999.000	0.002	999.000	999.000	999.000	999.000
288	300	999.000	0.162	0.029	999.000	0.002	999.000	999.000	999.000	999.000
288	400	999.000	0.024	-0.152	999.000	0.002	999.000	999.000	999.000	999.000
288	500	999.000	0.094	0.035	999.000	-0.005	999.000	999.000	999.000	999.000
288	600	999.000	0.018	-0.029	999.000	0.002	999.000	999.000	999.000	999.000
288	700	999.000	-0.010	-0.171	999.000	0.011	999.000	999.000	999.000	999.000
288	800	999.000	-0.014	-0.189	999.000	0.037	999.000	999.000	999.000	999.000
288	900	999.000	-0.029	-0.155	999.000	0.040	999.000	999.000	999.000	999.000
288	1000	999.000	-0.034	-0.152	999.000	0.046	999.000	999.000	999.000	999.000
288	1100	999.000	-0.045	-0.146	999.000	0.053	999.000	999.000	999.000	999.000
288	1200	999.000	-0.035	-0.128	999.000	0.056	999.000	999.000	999.000	999.000
288	1300	999.000	-0.037	-0.082	1.048	0.053	999.000	999.000	999.000	999.000
288	1400	999.000	-0.046	-0.045	0.496	0.066	999.000	999.000	999.000	999.000
288	1500	999.000	-0.045	-0.086	0.397	0.062	999.000	999.000	999.000	999.000
288	1600	999.000	-0.003	-0.046	0.451	0.072	999.000	999.000	999.000	999.000
288	1700	999.000	-0.008	-0.078	0.398	0.069	999.000	999.000	999.000	999.000
288	1800	999.000	0.000	-0.011	0.315	0.061	999.000	999.000	999.000	999.000
288	1900	999.000	-0.013	-0.048	0.299	0.050	999.000	999.000	999.000	999.000
288	2000	999.000	-0.048	0.006	0.306	0.048	999.000	999.000	999.000	999.000
288	2100	999.000	-0.018	-0.005	0.277	0.043	999.000	999.000	999.000	999.000
288	2200	999.000	0.003	0.008	0.309	0.043	999.000	999.000	999.000	999.000
288	2300	999.000	-0.034	-0.021	0.330	0.042	999.000	999.000	999.000	999.000
289	0	999.000	-0.037	0.054	0.184	0.037	999.000	999.000	999.000	999.000
289	100	999.000	0.000	-0.016	0.453	0.038	999.000	999.000	999.000	999.000

(Continued)

Table C1 (Continued)

Eddy Correlations

Day	time GMT	w'w' (G-S)	w'u' (G-G)	w'v' (G-G)	w'RH' (G-W)	w'T' (G-A)	w'u' (S-G)	w'v' (S-G)	w'RH' (S-W)	w'T' (S-A)
289	200	999.000	-0.018	-0.062	0.685	0.046	999.000	999.000	999.000	999.000
289	300	999.000	-0.040	-0.050	0.710	0.050	999.000	999.000	999.000	999.000
289	400	999.000	-0.099	0.034	0.790	0.050	999.000	999.000	999.000	999.000
289	500	999.000	0.046	-0.118	0.499	0.038	999.000	999.000	999.000	999.000
289	600	999.000	0.011	-0.051	0.422	0.034	999.000	999.000	999.000	999.000
289	700	999.000	-0.029	-0.045	0.362	0.030	999.000	999.000	999.000	999.000
289	800	999.000	-0.037	-0.024	0.525	0.042	999.000	999.000	999.000	999.000
289	900	999.000	0.000	-0.074	0.578	0.043	999.000	999.000	999.000	999.000
289	1000	999.000	-0.042	-0.070	0.478	0.040	999.000	999.000	999.000	999.000
289	1100	999.000	-0.040	-0.054	0.451	0.037	999.000	999.000	999.000	999.000
289	1200	999.000	-0.029	-0.083	0.450	0.040	999.000	999.000	999.000	999.000
289	1300	999.000	-0.045	-0.022	0.323	0.032	999.000	999.000	999.000	999.000
289	1400	999.000	-0.074	-0.005	0.346	0.035	999.000	999.000	999.000	999.000
289	1500	999.000	-0.120	-0.008	0.650	0.042	999.000	999.000	999.000	999.000
289	1600	999.000	-0.066	-0.072	999.000	0.048	999.000	999.000	999.000	999.000
289	1700	999.000	-0.075	-0.142	0.414	0.054	999.000	999.000	999.000	999.000
289	1800	999.000	-0.024	-0.150	0.453	0.056	999.000	999.000	999.000	999.000
289	1900	999.000	-0.072	-0.138	0.546	0.054	999.000	999.000	999.000	999.000
289	2000	999.000	-0.018	-0.126	0.749	0.045	999.000	999.000	999.000	999.000
289	2100	999.000	0.010	-0.104	0.795	0.042	999.000	999.000	999.000	999.000
289	2200	999.000	-0.030	-0.082	0.621	0.038	999.000	999.000	999.000	999.000
289	2300	999.000	999.000	0.384	999.000	999.000	999.000	999.000	999.000	999.000
290	0	999.000	-0.045	-0.099	0.685	0.021	999.000	999.000	999.000	999.000
290	100	999.000	-0.010	-0.078	0.219	0.022	999.000	999.000	999.000	999.000
290	200	999.000	-0.074	-0.110	0.904	0.019	999.000	999.000	999.000	999.000
290	300	999.000	-0.011	-0.040	0.450	0.030	999.000	999.000	999.000	999.000
290	400	999.000	-0.050	-0.016	0.502	0.034	999.000	999.000	999.000	999.000
290	500	999.000	-0.030	-0.054	0.358	0.026	999.000	999.000	999.000	999.000
290	600	999.000	0.006	-0.013	0.510	0.029	999.000	999.000	999.000	999.000
290	700	999.000	-0.024	-0.048	0.683	0.032	999.000	999.000	999.000	999.000
290	800	999.000	-0.008	-0.072	0.477	0.030	999.000	999.000	999.000	999.000
290	900	999.000	-0.026	-0.059	0.520	0.027	999.000	999.000	999.000	999.000
290	1000	999.000	-0.035	-0.056	0.496	0.026	999.000	999.000	999.000	999.000
290	1100	999.000	-0.029	-0.029	0.579	0.026	999.000	999.000	999.000	999.000
290	1200	999.000	-0.024	-0.038	0.501	0.027	999.000	999.000	999.000	999.000
290	1300	999.000	-0.006	-0.042	0.592	0.029	999.000	999.000	999.000	999.000
290	1400	999.000	0.000	-0.040	0.010	0.024	999.000	999.000	999.000	999.000
290	1500	0.112	999.000	0.666	999.000	999.000	999.000	0.069	999.000	999.000
290	1600	0.139	-0.013	0.043	0.392	0.018	-0.022	0.005	0.299	0.014
290	1700	0.150	-0.002	0.030	0.410	0.021	-0.008	-0.006	0.324	0.016
290	1800	0.104	0.011	0.006	0.266	0.016	-0.003	-0.015	0.189	0.011
290	1900	0.118	-0.003	0.002	0.315	0.016	-0.006	-0.015	0.252	0.012
290	2000	0.110	-0.014	-0.002	0.198	0.014	-0.019	-0.010	0.158	0.012
290	2100	0.112	-0.018	-0.005	0.259	0.014	-0.030	-0.015	0.209	0.010
290	2200	0.106	-0.013	0.034	0.214	0.013	-0.010	-0.001	0.157	0.009
290	2300	0.115	-0.016	-0.019	0.290	0.016	-0.016	-0.035	0.226	0.012
291	0	0.106	0.000	0.006	0.366	0.014	0.004	-0.018	0.247	0.010
291	100	0.080	0.006	-0.026	0.038	0.013	0.006	-0.036	0.030	0.007
291	200	0.058	-0.011	-0.029	0.048	0.006	-0.008	-0.037	0.029	0.003
291	300	0.058	0.005	-0.038	0.062	0.008	0.002	-0.039	0.030	0.004

(Continued)

Table C1 (Continued)

Eddy Correlations

Day	time GMT	w'w' (G-S)	w'u' (G-G)	w'v' (G-G)	w'RH' (G-W)	w'T' (G-A)	w'u' (S-G)	w'v' (S-G)	w'RH' (S-W)	w'T' (S-A)
291	400	0.069	-0.006	-0.043	-0.078	0.008	-0.008	-0.047	-0.026	0.005
291	500	0.088	0.005	-0.067	0.016	0.013	0.003	-0.064	0.025	0.008
291	600	0.110	0.018	-0.072	0.053	0.019	0.012	-0.078	0.036	0.015
291	700	0.115	0.013	-0.078	-0.027	0.021	0.009	-0.070	-0.046	0.013
291	800	0.139	-0.005	-0.061	-0.099	0.027	-0.003	-0.066	-0.045	0.017
291	900	0.182	0.002	-0.077	0.096	0.029	0.002	-0.093	0.060	0.020
291	1000	0.200	-0.010	-0.117	0.082	0.032	-0.004	-0.117	0.040	0.023
291	1100	0.245	-0.066	-0.155	0.560	0.045	-0.059	-0.165	0.422	0.035
291	1200	0.219	-0.054	-0.141	0.275	0.037	-0.079	-0.165	0.295	0.022
291	1300	0.202	-0.013	-0.131	0.078	0.030	-0.012	-0.126	0.037	0.024
291	1400	0.242	-0.037	-0.155	0.466	0.054	-0.055	-0.173	0.409	0.048
291	1500	0.243	-0.037	-0.096	0.362	0.054	-0.034	-0.116	0.239	0.047
291	1600	0.277	-0.067	-0.146	0.467	0.062	-0.059	-0.154	0.335	0.053
291	1700	0.298	-0.013	-0.141	0.470	0.066	-0.015	-0.164	0.343	0.054
291	1800	0.277	-0.016	-0.178	0.320	0.058	-0.021	-0.191	0.233	0.052
291	1900	0.270	-0.019	-0.142	0.286	0.048	-0.029	-0.160	0.188	0.043
291	2000	0.339	-0.115	-0.243	0.432	0.067	-0.109	-0.252	0.353	0.066
291	2100	0.357	-0.072	-0.275	0.330	0.074	-0.076	-0.290	0.200	0.070
291	2200	0.314	-0.090	-0.237	0.261	0.059	-0.077	-0.256	0.100	0.059
291	2300	0.293	-0.086	-0.230	0.613	0.046	-0.059	-0.245	0.493	0.042
292	0	0.274	-0.058	-0.200	0.568	0.038	-0.054	-0.210	0.382	0.034
292	100	0.283	-0.115	-0.168	0.491	0.032	-0.101	-0.192	0.373	0.030
292	200	0.296	-0.125	-0.136	0.725	0.038	-0.114	-0.160	0.540	0.037
292	300	0.280	-0.088	-0.154	0.755	0.042	-0.090	-0.166	0.560	0.036
292	400	0.237	-0.085	-0.128	0.646	0.037	-0.088	-0.143	0.442	0.031
292	500	0.245	-0.038	-0.106	0.456	0.035	-0.034	-0.140	0.251	0.030
292	600	0.315	-0.061	-0.176	0.517	0.053	-0.062	-0.200	0.375	0.048
292	700	0.310	-0.126	-0.165	0.626	0.048	-0.107	-0.201	0.455	0.043
292	800	0.312	-0.112	-0.154	0.502	0.042	-0.095	-0.183	0.312	0.040
292	900	0.291	-0.086	-0.077	0.597	0.035	-0.074	-0.120	0.453	0.035
292	1000	0.275	-0.110	-0.032	0.701	0.040	-0.089	-0.108	0.506	0.034
292	1100	0.251	-0.088	-0.072	0.547	0.035	-0.081	-0.118	0.418	0.033
292	1200	0.291	-0.086	-0.133	0.592	0.046	-0.058	-0.181	0.314	0.044
292	1300	0.282	-0.045	-0.120	0.320	0.050	-0.045	-0.154	0.222	0.047
292	1400	0.306	-0.051	-0.211	0.414	0.056	-0.052	-0.236	0.315	0.055
292	1500	0.264	-0.027	-0.123	0.381	0.046	-0.035	-0.138	0.262	0.041
292	1600	0.306	-0.045	-0.139	0.355	0.054	-0.046	-0.151	0.306	0.049
292	1700	0.312	-0.043	-0.186	0.272	0.061	-0.035	-0.206	0.192	0.055
292	1800	0.278	-0.027	-0.163	0.266	0.048	-0.031	-0.168	0.178	0.045
292	1900	0.314	-0.042	-0.195	0.293	0.062	-0.041	-0.204	0.221	0.056
292	2000	0.299	-0.094	-0.154	0.325	0.053	-0.086	-0.192	0.248	0.050
292	2100	0.242	-0.062	-0.061	0.690	0.046	-0.059	-0.085	0.506	0.040
292	2200	0.210	-0.008	-0.070	0.298	0.032	-0.022	-0.091	0.212	0.027
292	2300	0.189	0.002	-0.098	0.251	0.030	-0.002	-0.110	0.184	0.023
293	0	0.149	0.037	-0.072	0.203	0.032	0.010	-0.089	0.152	0.019
293	100	0.141	0.006	-0.027	0.043	0.024	-0.006	-0.046	0.037	0.013
293	200	0.163	-0.024	-0.058	0.389	0.021	-0.030	-0.068	0.298	0.015
293	300	0.141	-0.048	-0.061	0.227	0.021	-0.050	-0.068	0.159	0.016
293	400	0.134	0.096	0.067	-0.402	0.064	0.015	-0.043	0.059	0.023
293	500	0.094	0.019	-0.067	0.064	0.016	0.016	-0.065	0.053	0.010

(Continued)

Table C1 (Continued)

		Eddy Correlations								
Day	time GMT	w'w' (G-S)	w'u' (G-G)	w'v' (G-G)	w'RH' (G-W)	w'T' (G-A)	w'u' (S-G)	w'v' (S-G)	w'RH' (S-W)	w'T' (S-A)
293	600	0.115	0.024	-0.054	0.018	0.021	0.019	-0.057	0.017	0.012
293	700	0.122	0.030	-0.059	0.019	0.022	0.026	-0.056	0.000	0.016
293	800	0.126	0.032	-0.072	0.022	0.019	0.025	-0.064	-0.007	0.012
293	900	0.126	0.030	-0.078	0.040	0.021	0.024	-0.070	0.003	0.014
293	1000	0.141	0.062	-0.056	0.011	0.019	0.048	-0.058	-0.009	0.012
293	1100	0.147	0.058	-0.062	0.021	0.016	0.043	-0.066	-0.004	0.011
293	1200	0.150	0.056	-0.070	0.027	0.022	0.041	-0.076	0.001	0.015
293	1300	0.138	0.019	-0.074	0.040	0.035	0.016	-0.070	0.019	0.023
293	1400	0.114	-0.006	-0.054	0.120	0.024	-0.006	-0.065	0.090	0.013
293	1500	0.139	-0.011	-0.061	0.149	0.027	-0.008	-0.057	0.068	0.021
293	1600	0.219	-0.019	-0.002	0.176	0.024	-0.027	-0.029	0.165	0.015
293	1700	0.133	-0.022	-0.064	0.363	0.019	-0.022	-0.062	0.241	0.012
293	1800	0.123	0.000	-0.064	0.378	0.019	-0.005	-0.071	0.270	0.014
293	1900	0.120	-0.037	-0.027	0.291	0.016	-0.029	-0.045	0.202	0.012
293	2000	0.101	-0.013	-0.056	0.229	0.013	-0.014	-0.061	0.162	0.009
293	2100	0.107	-0.003	-0.043	0.309	0.013	-0.006	-0.050	0.214	0.009
293	2200	0.110	-0.024	-0.058	0.440	0.011	-0.026	-0.056	0.307	0.008
293	2300	0.096	0.008	-0.043	0.314	0.010	0.000	-0.047	0.242	0.005
294	0	0.072	-0.019	-0.013	0.232	0.010	-0.020	-0.016	0.160	0.005
294	100	0.059	0.006	-0.022	0.189	0.006	0.003	-0.024	0.125	0.002
294	200	0.038	0.010	-0.014	0.000	0.010	0.004	-0.021	0.004	0.003
294	300	0.030	-0.008	-0.014	-0.021	0.000	-0.007	-0.020	-0.029	-0.002
294	400	0.042	-0.003	-0.018	-0.042	0.006	-0.003	-0.033	-0.005	0.000
294	500	0.027	0.000	-0.008	-0.021	0.010	0.000	-0.023	-0.002	0.001
294	600	0.024	0.005	-0.018	0.018	0.006	0.005	-0.018	-0.005	0.003
294	700	0.030	0.019	-0.016	999.000	0.006	0.017	-0.018	999.000	0.002
294	800	0.029	0.021	-0.008	0.019	0.002	0.019	-0.010	-0.006	0.001
294	900	0.038	0.037	-0.026	0.016	0.006	0.029	-0.020	0.001	0.002
294	1000	0.054	0.059	-0.026	0.002	0.008	0.044	-0.020	-0.016	0.003
294	1100	0.038	0.051	-0.021	0.037	0.006	0.036	-0.015	0.002	0.002
294	1200	0.045	0.056	-0.026	0.019	0.010	0.042	-0.015	-0.013	0.005
294	1300	0.091	0.021	-0.037	-0.080	0.021	0.018	-0.034	-0.069	0.013
294	1400	0.083	0.029	-0.034	0.080	0.006	0.027	-0.033	0.017	0.007
294	1500	0.074	-0.002	-0.002	-0.054	0.018	-0.003	-0.011	-0.041	0.010
294	1600	0.062	-0.013	-0.014	0.154	0.006	-0.017	-0.023	0.110	0.002
294	1700	0.056	0.002	-0.022	0.160	0.008	0.002	-0.030	0.115	0.005
294	1800	0.042	0.000	-0.018	0.130	0.005	0.000	-0.027	0.092	0.002
294	1900	0.043	0.003	-0.005	0.099	0.006	0.000	-0.009	0.069	0.004
294	2000	0.029	0.000	0.000	0.059	0.003	-0.011	0.001	0.028	0.000
294	2100	0.024	0.000	0.002	0.064	0.002	-0.005	0.000	0.049	0.000
294	2200	0.021	0.000	0.005	0.053	0.000	-0.005	0.005	0.041	-0.001
294	2300	0.010	-0.006	-0.011	0.040	0.000	-0.003	-0.007	0.019	-0.002
295	0	0.005	0.000	-0.006	0.062	0.000	-0.002	-0.001	0.047	-0.004
295	100	0.005	0.000	-0.005	-0.021	0.000	0.000	-0.002	-0.015	-0.003
295	200	0.008	-0.024	-0.022	-0.064	-0.002	-0.010	-0.007	-0.031	-0.004
295	300	0.024	0.005	-0.005	-0.397	0.013	0.009	0.002	-0.226	0.003
295	400	0.021	0.002	-0.008	0.005	0.000	0.011	0.000	0.000	-0.002
295	500	0.024	0.014	-0.003	0.013	0.000	0.016	0.003	-0.009	-0.001
295	600	0.029	0.011	-0.002	0.050	0.003	0.015	0.002	0.017	-0.001
295	700	0.022	0.008	0.002	-0.016	0.003	0.014	0.004	-0.031	-0.002

(Continued)

Table C1 (Continued)

Eddy Correlations

Day	time GMT	w'w' (G-S)	w'u' (G-G)	w'v' (G-G)	w'RH' (G-W)	w'T' (G-A)	w'u' (S-G)	w'v' (S-G)	w'RH' (S-W)	w'T' (S-A)
295	800	0.018	0.006	0.000	0.006	0.003	0.012	0.000	-0.015	-0.002
295	900	0.019	0.000	-0.006	999.000	0.000	0.013	0.000	999.000	-0.002
295	1000	0.032	0.018	-0.006	0.016	0.003	0.021	-0.001	-0.008	0.000
295	1100	0.013	-0.027	-0.014	999.000	0.000	0.000	-0.006	999.000	-0.002
295	1200	0.010	0.006	-0.010	999.000	0.003	0.011	-0.007	999.000	0.000
295	1300	0.030	0.014	0.000	0.006	0.006	0.018	0.002	-0.012	0.004
295	1400	0.093	0.043	-0.016	0.179	0.006	0.039	-0.005	0.100	0.005
295	1500	0.136	0.093	0.010	0.011	0.019	0.085	0.017	-0.042	0.015
295	1600	0.147	0.075	0.018	0.040	0.018	0.068	0.018	0.062	0.010
295	1700	0.202	0.099	0.035	0.323	0.014	0.096	0.033	0.256	0.011
295	1800	0.182	0.056	-0.006	0.296	0.010	0.057	0.000	0.212	0.008
295	1900	0.146	999.000	0.333	999.000	999.000	999.000	0.019	999.000	999.000
295	2000	0.088	0.016	-0.003	0.123	0.000	0.021	0.002	0.101	-0.003
295	2100	0.045	999.000	0.291	999.000	999.000	999.000	-0.002	999.000	999.000
295	2200	0.021	-0.018	-0.024	-0.275	0.014	-0.017	-0.013	-0.437	0.014
295	2300	0.005	-0.003	-0.011	-0.139	0.005	-0.002	0.005	0.080	0.001
296	0	0.040	0.016	-0.002	-0.091	0.005	0.012	0.008	-0.050	0.000
296	100	0.056	0.029	0.014	0.018	0.003	0.028	0.014	-0.009	0.001
296	200	0.070	0.022	0.027	0.032	0.003	0.023	0.029	0.023	0.001
296	300	0.074	0.022	0.029	0.018	0.002	0.021	0.032	-0.003	-0.001
296	400	0.062	0.018	0.006	-0.022	0.003	0.023	0.016	-0.016	-0.002
296	500	0.045	0.026	0.010	0.019	0.000	0.025	0.010	0.004	-0.003
296	600	0.038	0.027	0.003	0.029	0.002	0.029	0.004	0.004	-0.001
296	700	0.043	0.027	-0.006	-0.021	0.003	0.034	-0.003	-0.024	0.000
296	800	0.053	0.008	-0.005	0.000	0.003	0.028	-0.001	-0.013	0.000
296	900	0.053	0.035	-0.003	0.029	0.005	0.036	-0.002	0.012	0.000
296	1000	0.144	0.098	0.016	0.027	0.005	0.103	0.013	0.032	0.001
296	1100	0.115	0.074	0.005	0.043	0.000	0.078	0.006	0.013	0.000
296	1200	0.106	0.080	0.022	0.016	0.005	0.078	0.018	-0.001	0.002
296	1300	0.128	0.104	0.018	0.043	0.008	0.100	0.015	0.030	0.005
296	1400	0.158	999.000	0.314	999.000	999.000	999.000	0.008	999.000	999.000
296	1500	0.208	999.000	0.304	999.000	0.066	999.000	0.019	999.000	0.016
296	1600	0.237	0.109	0.021	0.064	0.018	0.111	0.021	0.042	0.014
296	1700	0.195	0.032	0.008	0.170	-0.005	0.061	0.009	0.113	0.000
296	1800	0.158	0.061	0.000	0.070	0.000	0.065	0.000	0.060	-0.004
296	1900	0.112	0.045	-0.010	0.061	0.000	0.048	-0.007	0.041	-0.002
296	2000	0.094	0.043	0.002	0.026	0.000	0.045	0.005	0.016	-0.001
296	2100	0.064	0.027	-0.011	-0.021	0.002	0.033	-0.009	-0.033	0.000
296	2200	0.030	0.013	-0.008	0.027	-0.002	0.019	0.000	0.002	-0.003
296	2300	0.050	0.019	-0.010	0.043	-0.005	0.020	-0.004	0.009	-0.006
297	0	0.138	0.035	0.034	-0.069	-0.005	0.036	0.044	-0.078	-0.010
297	100	0.163	0.067	0.051	0.013	-0.006	0.072	0.059	0.038	-0.013
297	200	0.152	0.085	0.040	0.027	0.000	0.088	0.042	0.010	-0.003
297	300	0.147	0.102	0.013	0.040	0.000	0.103	0.014	-0.002	0.000
297	400	0.162	0.109	0.014	0.026	0.005	0.107	0.015	0.006	0.000
297	500	0.086	0.054	0.014	-0.010	0.006	0.062	0.014	-0.003	0.000
297	600	0.064	0.051	0.000	0.014	0.003	0.052	0.004	-0.005	0.000
297	700	0.069	0.046	0.000	0.037	0.003	0.048	0.003	0.011	0.000
297	800	0.078	0.048	0.006	0.027	0.006	0.048	0.010	0.007	0.002
297	900	0.094	0.048	0.013	0.005	0.005	0.052	0.015	-0.015	0.002

(Continued)

Table C1 (Continued)

Eddy Correlations

Day	time GMT	w'w' (G-S)	w'u' (G-G)	w'v' (G-G)	w'RH' (G-W)	w'T' (G-A)	w'u' (S-G)	w'v' (S-G)	w'RH' (S-W)	w'T' (S-A)
297	1000	0.054	0.030	0.000	0.005	0.003	0.032	0.003	-0.012	0.000
297	1100	0.024	0.014	-0.022	999.000	0.003	0.013	-0.003	999.000	0.000
297	1200	0.024	0.018	-0.011	0.037	0.003	0.008	-0.015	0.014	0.000
297	1300	0.050	0.016	-0.013	0.008	0.005	0.017	-0.014	-0.008	0.003
297	1400	0.037	0.006	0.029	-0.006	0.021	0.000	-0.010	-0.005	0.005
297	1500	0.061	-0.010	-0.030	-0.008	0.008	-0.010	-0.034	-0.018	0.004
297	1600	0.072	-0.013	-0.037	0.043	0.006	-0.012	-0.037	0.010	0.004
297	1700	0.090	-0.008	-0.056	0.194	0.008	-0.014	-0.074	0.171	0.005
297	1800	0.062	-0.021	-0.054	0.051	0.008	-0.018	-0.059	0.041	0.006
297	1900	0.051	-0.016	-0.029	0.038	0.008	-0.020	-0.032	0.022	0.005
297	2000	0.058	-0.029	-0.034	-0.024	0.008	-0.029	-0.039	-0.058	0.004
297	2100	0.061	-0.026	-0.022	0.027	0.008	-0.025	-0.034	0.002	0.005
297	2200	0.069	-0.058	-0.022	0.022	0.011	-0.061	-0.022	0.005	0.008
297	2300	0.083	-0.054	-0.022	0.005	0.011	-0.046	-0.017	-0.029	0.007
298	0	0.107	-0.096	-0.059	0.066	0.014	-0.087	-0.053	0.027	0.011
298	100	0.110	-0.093	-0.042	999.000	0.014	-0.090	-0.036	999.000	0.010
298	200	0.130	-0.110	-0.050	999.000	0.016	-0.101	-0.041	999.000	0.011
298	300	0.134	-0.134	-0.019	0.058	0.016	-0.129	-0.020	0.027	0.013
298	400	0.128	-0.141	-0.014	0.074	0.018	-0.140	-0.009	0.040	0.014
298	500	0.104	-0.109	-0.003	0.075	0.013	-0.112	-0.002	0.043	0.010
298	600	0.120	-0.109	-0.003	0.070	0.011	-0.112	-0.001	0.033	0.009
298	700	0.125	-0.117	-0.011	0.075	0.014	-0.124	-0.010	0.046	0.012
298	800	0.122	-0.123	-0.030	0.147	0.014	-0.115	-0.025	0.093	0.012
298	900	0.120	-0.115	-0.027	0.174	0.014	-0.111	-0.024	0.103	0.014
298	1000	0.118	-0.112	0.003	0.162	0.013	-0.109	0.003	0.089	0.011
298	1100	0.112	-0.080	-0.010	0.085	0.013	-0.085	-0.006	0.061	0.012
298	1200	0.102	-0.096	-0.016	0.080	0.016	-0.103	-0.024	0.050	0.013
298	1300	0.101	-0.118	0.000	0.086	0.011	-0.107	-0.002	0.044	0.008
298	1400	0.110	-0.112	0.005	0.096	0.011	-0.116	0.005	0.062	0.009
298	1500	0.086	-0.077	0.000	0.072	0.006	-0.075	0.005	0.052	0.006
298	1600	0.091	-0.080	0.000	0.056	0.005	-0.087	-0.006	0.035	0.003
298	1700	0.043	-0.094	-0.005	0.026	0.013	-0.043	0.004	-0.006	0.004
298	1800	0.000	-0.082	-0.027	0.058	-0.003	-0.022	0.005	0.000	0.010
298	1900	0.000	-0.104	-0.029	0.078	0.006	-0.003	0.005	-0.002	-0.002
298	2000	0.000	999.000	0.000	999.000	-0.002	999.000	0.006	999.000	0.006
298	2100	0.003	999.000	0.064	999.000	999.000	999.000	0.000	999.000	999.000
298	2200	0.003	-0.160	0.002	0.038	0.006	-0.007	0.002	-0.011	-0.002
298	2300	0.002	999.000	0.019	999.000	0.011	999.000	0.009	999.000	0.000
299	0	0.000	999.000	0.574	999.000	999.000	999.000	-0.001	999.000	999.000
299	100	0.000	999.000	0.211	999.000	999.000	999.000	-0.009	999.000	999.000
299	200	-0.014	999.000	0.387	999.000	999.000	999.000	-0.015	999.000	999.000
299	300	-0.014	999.000	0.037	999.000	0.008	999.000	-0.017	999.000	0.007
299	400	0.021	-0.024	0.013	999.000	0.005	0.168	0.037	999.000	-0.047
299	500	-0.021	-0.058	0.021	999.000	0.000	0.205	-0.043	999.000	0.063
299	600	0.034	-0.075	0.032	999.000	0.002	-0.329	-0.090	999.000	-0.056
299	700	0.037	-0.038	0.014	999.000	0.002	-0.049	0.093	999.000	0.011
299	800	-0.054	-0.030	-0.011	999.000	0.005	0.653	0.212	999.000	-0.018
299	900	0.045	0.027	-0.029	999.000	0.003	0.319	-0.361	999.000	0.035
299	1000	0.024	-0.010	-0.018	999.000	0.008	-0.159	-0.103	999.000	-0.035
299	1100	-0.045	0.003	-0.019	999.000	0.003	0.000	0.370	999.000	-0.064

(Continued)

Table C1 (Continued)

Eddy Correlations

Day	time GMT	w'w' (G-S)	w'u' (G-G)	w'v' (G-G)	w'RH' (G-W)	w'T' (G-A)	w'u' (S-G)	w'v' (S-G)	w'RH' (S-W)	w'T' (S-A)
299	1200	0.042	-0.016	-0.043	999.000	0.006	-0.199	-0.214	999.000	0.030
299	1300	-0.010	0.003	-0.011	999.000	0.003	0.118	0.117	999.000	-0.022
299	1400	-0.005	-0.051	0.019	999.000	0.016	0.171	0.066	999.000	-0.042
299	1500	-0.003	999.000	0.040	999.000	0.011	999.000	0.041	999.000	-0.019
299	1600	-0.011	-0.013	-0.064	999.000	0.006	-0.014	-0.006	999.000	0.000
299	1700	999.000	999.000	999.000	999.000	999.000	999.000	0.035	999.000	999.000
299	1800	0.003	0.014	0.016	-0.032	0.018	0.014	0.002	0.090	-0.013
299	1900	0.000	999.000	0.000	-0.035	0.005	999.000	-0.025	0.125	-0.010
299	2000	-0.002	999.000	0.014	999.000	-0.008	999.000	0.026	999.000	-0.002
299	2100	0.000	0.010	0.038	0.022	0.006	-0.004	-0.006	-0.015	-0.001
299	2200	0.003	-0.026	-0.062	999.000	0.005	-0.007	-0.017	999.000	-0.003
299	2300	-0.002	-0.027	-0.206	999.000	0.021	-0.003	0.023	999.000	-0.005
300	0	-0.003	999.000	0.062	999.000	0.029	999.000	-0.019	999.000	-0.002
300	100	0.000	0.008	0.019	999.000	0.000	-0.005	-0.014	999.000	-0.004
300	200	0.000	0.030	0.011	999.000	0.000	0.000	-0.046	999.000	0.003
300	300	-0.005	0.035	0.048	999.000	0.000	-0.004	-0.026	999.000	0.000
300	400	-0.003	0.037	0.034	999.000	-0.005	-0.009	-0.030	999.000	-0.002
300	500	0.005	0.046	0.011	999.000	0.010	0.015	-0.045	999.000	0.016
300	600	0.000	0.074	0.048	999.000	-0.006	0.016	0.020	999.000	-0.006
300	700	0.000	0.062	0.021	999.000	0.000	0.024	0.005	999.000	-0.006
300	800	-0.002	0.051	0.026	999.000	0.000	0.025	0.006	999.000	-0.003
300	900	0.003	0.048	-0.013	999.000	0.006	0.005	-0.031	999.000	0.006
300	1000	0.000	0.010	-0.003	999.000	0.002	-0.007	0.014	999.000	-0.002
300	1100	-0.010	0.059	0.000	999.000	-0.005	-0.010	0.021	999.000	-0.002
300	1200	0.000	0.043	-0.008	999.000	0.000	-0.057	-0.010	999.000	0.000
300	1300	0.003	0.026	-0.002	999.000	0.000	0.075	0.006	999.000	-0.001
300	1400	0.005	0.043	0.008	999.000	0.000	0.009	-0.004	999.000	-0.001
300	1500	-0.011	0.058	-0.006	999.000	0.005	-0.046	0.000	999.000	-0.005
300	1600	-0.005	0.094	0.016	999.000	0.005	0.000	0.000	999.000	-0.003
300	1700	0.000	0.066	-0.003	999.000	0.003	0.001	0.000	999.000	-0.002
300	1800	0.003	0.059	-0.005	999.000	0.010	0.006	-0.011	999.000	0.000
300	1900	-0.003	0.035	0.003	999.000	0.003	0.001	0.010	999.000	0.000
300	2000	0.022	0.022	-0.018	0.138	-0.016	0.033	0.001	-0.033	0.003
300	2100	0.051	0.032	0.003	999.000	0.003	0.035	0.007	999.000	0.000
300	2200	0.016	0.026	-0.026	999.000	0.002	0.028	-0.022	999.000	0.000
300	2300	0.005	0.035	-0.042	999.000	0.000	-0.003	0.003	999.000	0.002
301	0	0.058	-0.018	-0.011	999.000	0.002	0.016	0.004	999.000	-0.002
301	100	0.144	999.000	0.010	999.000	0.000	999.000	0.023	999.000	-0.005
301	200	0.192	999.000	0.032	999.000	0.014	999.000	0.037	999.000	-0.004
301	300	0.149	0.069	0.016	-0.043	0.005	0.091	0.023	-0.014	-0.002
301	400	0.133	0.064	0.010	999.000	0.005	0.081	0.022	999.000	-0.001
301	500	0.131	0.067	0.000	999.000	0.000	0.076	0.010	999.000	-0.003
301	600	0.134	0.082	-0.008	999.000	0.008	0.093	0.001	999.000	0.003
301	700	0.109	999.000	0.005	999.000	-0.005	999.000	0.011	999.000	-0.003
301	800	0.093	0.122	0.078	999.000	-0.010	0.074	0.030	999.000	-0.005
301	900	0.242	0.170	-0.066	0.053	0.013	0.152	-0.061	0.018	0.006
301	1000	0.224	0.104	-0.096	-0.056	0.021	0.100	-0.096	-0.055	0.014
301	1100	0.133	0.037	-0.019	999.000	0.014	0.037	-0.036	999.000	0.009
301	1200	0.062	0.059	-0.014	999.000	0.008	0.056	0.000	999.000	0.003
301	1300	0.163	0.061	-0.038	999.000	0.014	0.058	-0.044	999.000	0.011

(Continued)

Table C1 (Concluded)

Eddy Correlations

Day	time GMT	w'w' (G-S)	w'u' (G-G)	w'v' (G-G)	w'RH' (G-W)	w'T' (G-A)	w'u' (S-G)	w'v' (S-G)	w'RH' (S-W)	w'T' (S-A)
301	1400	0.142	0.021	-0.040	-0.010	0.018	0.018	-0.053	-0.013	0.011
301	1500	0.115	0.000	-0.024	0.066	0.011	0.000	-0.041	0.053	0.007
301	1600	0.096	0.003	-0.042	0.064	0.011	0.016	-0.049	0.032	0.009
301	1700	0.061	0.000	-0.037	0.053	0.006	0.000	-0.035	0.030	0.003
301	1800	0.083	0.011	-0.029	0.074	0.006	-0.003	-0.056	0.061	0.005
301	1900	0.090	999.000	0.394	999.000	0.008	999.000	-0.054	999.000	0.007
301	2000	0.074	-0.019	-0.034	0.178	0.005	-0.013	-0.045	0.129	0.004
301	2100	0.051	-0.008	-0.016	0.099	0.002	-0.010	-0.021	0.062	0.001
301	2200	0.029	0.045	0.029	0.024	0.003	0.012	0.006	0.031	0.000
301	2300	0.000	0.000	0.002	-0.003	0.000	-0.004	-0.008	0.004	-0.002
302	0	0.003	0.000	-0.019	-0.032	0.000	0.000	-0.004	-0.015	-0.002
302	100	0.003	-0.011	-0.013	0.075	-0.003	-0.005	-0.004	0.014	-0.003
302	200	0.006	0.000	-0.006	0.034	0.000	-0.002	0.000	0.006	-0.001
302	300	0.027	-0.216	-0.048	0.200	-0.054	-0.053	-0.012	0.036	-0.015
302	400	0.011	-0.005	0.002	999.000	0.002	0.004	0.003	999.000	-0.002
302	500	0.011	-0.010	-0.027	999.000	0.011	0.000	-0.002	999.000	0.000
302	600	0.005	-0.006	-0.018	-0.045	0.014	-0.002	-0.006	-0.027	0.003
302	700	0.006	-0.027	-0.018	999.000	0.005	-0.010	-0.003	999.000	-0.002
302	800	0.008	-0.011	-0.021	999.000	0.011	-0.005	-0.004	999.000	0.001
302	900	0.008	0.000	-0.029	-0.157	0.010	-0.001	-0.011	-0.113	0.002
302	1000	0.005	-0.011	-0.016	0.056	0.002	-0.003	-0.005	0.033	-0.002
302	1100	0.018	-0.064	-0.043	999.000	-0.030	-0.025	-0.008	999.000	-0.016
302	1200	0.030	-0.018	0.010	999.000	0.005	-0.001	0.016	999.000	0.000
302	1300	0.024	-0.022	0.000	-0.011	0.000	0.011	0.007	-0.014	0.000
302	1400	0.034	0.006	0.003	0.134	-0.006	0.014	0.009	0.044	-0.004
302	1500	0.016	-0.030	0.000	0.059	0.000	-0.018	0.006	0.026	-0.003
302	1600	0.010	0.006	-0.014	0.008	0.002	0.002	-0.003	0.001	0.000
302	1700	0.006	0.011	-0.008	0.010	0.000	0.001	0.000	-0.003	0.000
302	1800	0.005	0.013	-0.014	0.078	0.000	0.002	0.000	0.014	0.000